



Organisation
of European
Cancer Institutes

DEVELOPING
THE FUTURE IN
COMPREHENSIVE
CANCER CARE

Yearbook 2018/19



OECI Yearbook 2018-2019

Editors:

Thierry Philip^{1,2} and Claudio Lombardo^{1,3}

1. Organisation of the European Cancer Institutes, Brussels
2. Institut Curie, Paris
3. SOS Europe Srl, Genoa

The contents of this Edition of the Yearbook are under the responsibility of the OECI Members.

Publisher:

OECI-EEIG – Brussels - Registre des Personnes Morales n. 0473647634
Organisation of European Cancer Institutes
European Economic Interest Grouping
c/o Fondation Universitaire, Rue d'Egmont 11
B-1000 Brussels, Belgium
www.oeci.eu - oeci@oeci.eu

Editorial Office:

Giorgia Pesce, Roxana Plesoianu, Patrizia Sommella

Graphic Designer: Studio Sichel, Piacenza
Updated digital version July 2019

Introduction by the OECI President

It is my pleasure to introduce the Fifth Edition of the OECI Yearbook, the first of my Presidency, available both in digital and printed versions.

The OECI Yearbook was designed to promote our Members and to improve the interactions amongst them, as well as to foster the collaboration with the broad-spectrum cancer community, stakeholders and the public and private bodies actively involved in the fight against cancer.

The Yearbook gives a brief overview of each Member and their current status concerning their participation in the OECI Accreditation and Designation Programme (A&D), launched sixteen years ago. The OECI quality standards are certified by the International Society for Quality in Health Care (ISQua). This label grants that the standards used by the OECI to survey the performance of health organisations involved in cancer care meet the highest international benchmarks for accreditation entities. This is the reason why we are already working on updating the standards that will be presented soon in the Edition 3.0 of our A&D Manual.

As OECI President, I encourage all the OECI Members, and especially the twelve New ones, to enter our A&D Programme, which is leading our centres to obtain the Comprehensive or the Clinical Cancer Centre recognition: an arduous and thorough process, which assures quality throughout the entire cancer care pathway.

The OECI Yearbook's information is regularly updated in accordance with the data that our Members kindly send us on a voluntary basis. Following the European Union General Data Protection Regulation (GDPR), the most important change in data privacy regulation over the past 20 years, the way how data is handled across every sector, from healthcare to banking and beyond has changed. We requested our Members the authorisation to publish some data considered private, such as email addresses and telephone numbers. The authorisation process is underway and therefore this Edition does not include those references.

We also hope that this Edition of the Yearbook will help to create a real community of cancer centres everyone feels free to participate to by sharing opinions, ideas, scientific outcomes and best practices, with a view to accelerating the take-over of innovation. We invite all the actors of the cancer fight to think together, democratically, with the only objective to improve the adoption of the best practices and to guarantee equal treatments to all cancer patients.

Some of the inserts in the Yearbook promote the main initiatives and events where the OECI plays a pivotal role or is actively involved. Finally, on behalf of the OECI Family, I would like to warmly welcome our 12 new Members, who are presented in this Edition of the Yearbook for the first time.

I wish you and your institution a very successful 2019!



Thierry Philip
OECI President

Directory of OECD Presidencies

2018 Poznań, Poland	de Valeriola / Philip (transition year)	
2017 Brno, Czech Republic	Dominique de Valeriola	
2016 Brussels, Belgium		
2015 Porto, Portugal		
2014 Cluj-Napoca, Romania	van Harten / de Valeriola (transition year)	
2013 Brussels, Belgium	Wim H. van Harten	
2012 Berlino, Germany		
2011 Amsterdam, The Netherlands	Pierotti / van Harten (transition year)	
2010 Budapest, Hungary	Marco A. Pierotti	
2009 Manchester, UK		
2008 Genoa, Italy	Ringborg / Pierotti (Transition year)	
2007 Copenhagen, Denmark	Ulrik Ringborg	
2006 Izmir, Turkey		
2005 Athens, Greece	Tursz / Ringborg (Transition year)	
2004 Berlin, Germany	Thomas Tursz	
2003 Paris, France		
2002 Lisbon-Sesimbra, Portugal	Storme / Tursz (Transition year)	
2001 Milan, Italy	Guy Storme	
2000 Valencia, Spain		
1999 Brno, Czech Republic	Kulakowski / Storme (Transition year)	
1998 Stockholm, Sweden	Andrzej Kulakowski	
1997 Lausanne, Switzerland		
1996 Athens, Greece	zur Hausen / Kulakowski (Transition year)	

1995 Ljubljana, Slovenia	Harald zur Hausen	
1994 Berlin, Germany		
1993 Porto, Portugal	Bodmer / zur Hausen (Transition year)	
1992 Amsterdam, The Netherlands	Walter Bodmer	
1991 Manchester, UK		
1990 Rome, Italy	Eckhardt / Bodmer (Transition year)	
	Sandor Eckhardt **	
1989 Brussels, Belgium	Einhorn / Eckhardt (Transition year)	
1988 Ankara, Turkey	Jerzy Einhorn	
1987 Bratislava, Slovakia		
1986 Heidelberg, Germany	Lagarde / Einhorn (Transition year)	
1985 Budapest, Hungary	Claude Lagarde	
1984 Milan, Italy		
1983 Bordeaux, France	Wrba / Lagarde (Transition year)	
1982 Moscow, Russia	Heinrich Wrba	
1981 Sutton, UK	Veronesi / Wrba (Transition year)	
1980 Rhodes, Greece	Umberto Veronesi*	
1979 Dubrovnik, Croatia	Heinrich Wrba	

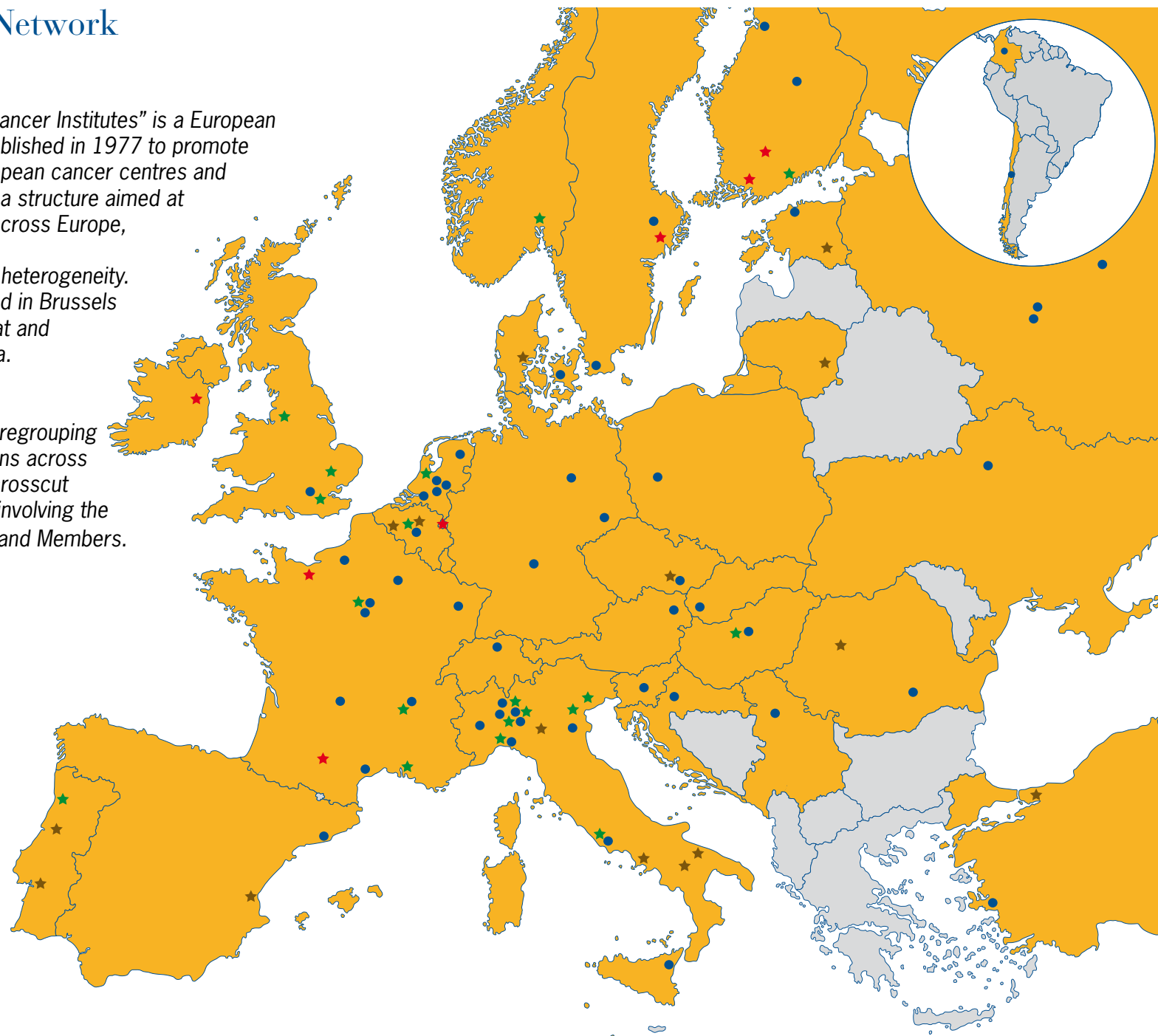
* Acted as Chairman of OECD while President of the UICC

** Resigned in 1991 to become President of the UICC

The OECI Quality Network

The “Organisation of European Cancer Institutes” is a European Economic Interest Grouping established in 1977 to promote greater cooperation among European cancer centres and institutes. Its founders designed a structure aimed at promoting efficient partnership across Europe, notwithstanding its linguistic barriers and traditional research heterogeneity. The OECI Central Office is located in Brussels while the Coordinating Secretariat and Liaison Office is located in Genoa.

The OECI is a network presently regrouping 93 cancer centres and institutions across Europe, dynamically working in crosscut expertise projects organised by involving the OECI Working Groups, Activities and Members.



The OECD membership / Index

Austria

- Comprehensive Cancer Center Vienna, Vienna

Belgium

- ★ Institut Jules Bordet (IJB), Brussels
- ★ Oncologisch Centrum UZBrussel, Brussels
- ★ AZ Groeninge, Kortrijk
- Institut Roi Albert II Cliniques universitaires Saint-Luc, Brussels

Chile

- Instituto Oncológico Fundación Arturo López Pérez (FALP), Santiago

Colombia

- Instituto Nacional de Cancerología – ESE, Bogotá

Croatia

- Klinika za tumore Klinicki bolnicki centar Šestre milosrdnice, Zagreb

Czech Republic

- ★ Masarykov onkologický ústav, Brno
- Institut biostatistiky a analýz Lékařská fakulta Masarykovy univerzity, Brno

Denmark

- ★ Vejle Sygehus, Patienternes Kræftsygehus en del af Sygehus Lillebælt, Vejle
- Kræftens Bekæmpelse Center for Kræftforskning, Copenhagen

Estonia

- ★ Sihtasutus Tartu Ülikooli Kliinikum, Tartu
- North Estonia Medical Centre, Tallin

Finland

- ★ HUS Syöpäkeskus Helsingin Yliopistollinen Sairaala, Helsinki
- ★ TYKS Syöpäkeskus Turun Yliopistollinen Sairaala, Turku
- ★ TAYS Syöpäkeskus Tampereen Yliopistollinen Sairaala, Tampere
- KYS Syöpäkeskus Kuopion Yliopistollinen Sairaala, Kuopio
- OYS Oulun Yliopistollinen Sairaala, Oulu

France

- ★ Centre Léon Bérard, Lyon
- ★ Institut Curie, Paris
- ★ Institut Paoli – Calmettes, Marseille
- ★ Institut Universitaire du Cancer de Toulouse-Oncopole, Toulouse

- ★ Centre François Baclesse, Caen
- Gustave Roussy, Villejuif
- Centre de Lutte Contre le Cancer Paul Strauss, Strasbourg
- Centre Jean Perrin, Clermont-Ferrand
- Institut du Cancer de Montpellier (ICM), Montpellier
- Institut Godinot, Reims
- Institut de cancérologie des Hospices Civils de Lyon, Lyon
- APHP-CARPEM Institute and Assistance Publique Hôpitaux de Paris APHP-IUC, Paris
- Centre Henri Becquerel, Rouen

Germany

- Deutsches Krebsforschungszentrum (DKFZ), Heidelberg
- Universitäts KrebsCentrum Dresden, Dresden
- Charité Comprehensive Cancer Center, Berlin

Hungary

- ★ Országos Onkológiai Intézet, Budapest
- Országos Korányi TBC és Pulmonológiai Intézet, Budapest

Ireland

- ★ Trinity St. James's Cancer Institute, Dublin

Italy

- ★ Centro di Riferimento Oncologico, Istituto Nazionale Tumori, Aviano
- ★ IRCCS Ospedale Policlinico San Martino, Genova
- ★ Istituto Europeo di Oncologia, Milano
- ★ Fondazione IRCCS Istituto Nazionale dei Tumori di Milano, Milano
- ★ Istituto Nazionale Tumori Regina Elena, Roma
- ★ Istituto Oncologico Veneto IRCCS-IOV, Padova
- ★ IRCCS Istituto Clinico Humanitas, Rozzano (Milano)
- ★ Istituto Tumori Giovanni Paolo II, Istituto di Ricovero e Cura a Carattere Scientifico, Bari
- ★ Istituto Nazionale Tumori IRCCS “Fondazione G.Pascale”, Napoli
- ★ IRCCS, Centro di Riferimento Oncologico della Basilicata (CROB), Rionero in Vulture (Potenza)

- ★ Azienda Unità Sanitaria Locale di Reggio Emilia - IRCCS Istituto in Tecnologie Avanzate e Modelli Assistenziali in Oncologia, Reggio Emilia
- Ospedale San Raffaele (OSR), Milano
- European School of Oncology (ESO), Milano
- Fondazione IFOM - FIRC Institute of Molecular Oncology, Milano
- Istituto Scientifico Romagnolo per lo Studio e la Cura dei Tumori [IRST]-IRCCS, Meldola (Forlì-Cesena)
- Istituto di Candiolo FPO-IRCCS, Candiolo (Torino)
- Istituto Oncologico del Mediterraneo (IOM), Viagrande (Catania)
- IRCCS - Istituto di Ricerche Farmacologiche Mario Negri, Milano
- Ente Ospedaliero Ospedali Galliera, Genova
- Istituto Dermatologico San Gallicano, Roma

Lithuania

- ★ National Cancer Institute, Vilnius

Norway

- ★ Oslo Universitetssykehus (OUS), Oslo

Poland

- Wielkopolskie Centrum Onkologii, Poznań

Portugal

- ★ Instituto Português de Oncologia do Porto Francisco Gentil, E.P.E. (IPO-Porto), Porto
- ★ Instituto Português de Oncologia de Lisboa Francisco Gentil, E.P.E. (IPO-Lisboa), Lisbon
- ★ Instituto Português de Oncologia de Coimbra Francisco Gentil, E.P.E. (IPO-Coimbra), Coimbra

Romania

- ★ The “Prof. Dr. Ion Chiricuta” Institute of Oncology (IOC), Cluj-Napoca
- SC RTC Radiology Therapeutic Center – Amethyst Radiotherapy, Otopeni

Russia Federation

- Tatarstan Cancer Center “TCC”, Kazan
- N.N. Blokhin Russian Cancer Research Centre, Moscow
- National Medical Research Radiological Centre (NMRR), Moscow

Serbia

- Oncology Institute of Vojvodina, Sremska Kamenica

Slovakia

- Ústav experimentálnej onkológie SAV, Bratislava

Slovenia

- Onkološki Inštitut Ljubljana, Ljubljana

Spain

- ★ Fundación Instituto Valenciano de Oncología IVO, Valencia
- Institut Català d'Oncologia ICO, L'Hospitalet de Llobregat (Barcelona)

Sweden

- ★ Karolinska Institute and University Hospital, Stockholm
- Skånes Universitetssjukhus, Lund
- Uppsala University Hospital, Uppsala

Switzerland

- Comprehensive Cancer Center Zürich (CCCZ), Zürich

The Netherlands

- ★ Netherlands Cancer Institute, Amsterdam
- ★ Maastricht University Medical Centre, Maastricht
- Erasmus MC Cancer Institute, Rotterdam
- IKNL Integraal Kankercentrum Nederland, Utrecht
- Radboudumc Centrum voor Oncologie, Nijmegen
- Rijnstate, Arnhem
- University Medical Center Groningen Comprehensive Cancer Center (UMCG-CCC), Groningen

Turkey

- ★ Anadolu Saglik Merkezi, Kocaeli
- Dokuz Eylul Üniversitesi Onkoloji Enstitüsü, Izmir

Ukraine

- RE Kavetsky Institute of Experimental Pathology, Oncology and Radiobiology of National Academy of Sciences of Ukraine (IEPOR), Kyiv

United Kingdom

- ★ The Christie NHS Foundation Trust, Manchester
- ★ Cambridge Cancer Centre, Cambridge
- ★ King's Health Partners Integrated Cancer Centre, London
- Imperial College Healthcare NHS Trust, London

Comprehensive Cancer Center Vienna

www.ccc.ac.at



COMPREHENSIVE
CANCER
CENTER VIENNA

Director's foreword

The Comprehensive Cancer Center (CCC) Vienna of the Medical University of Vienna and the Vienna General Hospital was founded to meet the interdisciplinary demand within the optimization of cancer care. Since then we strive to bundle the strengths of all employees working in the fields of oncology. Our goal is to improve patient care constantly (we run 20 tumorboards with approx. 7.000 patients/y), foster scientific output and provide highest quality in education and training. We do this according to international standards for Comprehensive Cancer Centers which includes the implementation of a quality management system and a certification by Quality Austria as controlling tools. Furthermore we actively support Patient Advocacy Groups.

Referring Number
ID 72A
Associate Member

Description of the Centre and history

The CCC was founded by Christoph Zielinski, Maria Sibilia and Michael Gnant in 2010.

Main research activities

The CCC's main research activities focus on basic, translational and clinical research and occur within three main structures: the CCC-Clusters, the CCC-Units and the CCC-Platforms.

The 7 CCC-Clusters focus on specific research topics in oncology which are:

Genetics and Epigenetics; Immunology and Inflammation; Experimental Therapy and Drug Resistance; Microenvironment, Vasculature and Metastasis; Cell Signalling and Metabolism; Biomarker Development; Diagnostic and Therapeutic Techniques

The 8 CCC-Units focus on different tumor entities and operate closely associated with the respective tumorboard. Thus there are the Breast Health Center, the Central Nervous System Tumor Unit, the Colorectal Cancer Unit, the Gastroesophageal Tumor Unit, Gynecologic Cancer Unit, the Musculoskeletal Tumors Unit, the Pancreatic Cancer Unit and the Urologic Oncology Unit

The CCC-Platforms bundle technological and oncological know-how. Currently, three CCC-Platforms exist: the platform for Molecular Oncological Diagnostics and Therapies; the Platform for Extravasation and the Drug & Target Screening Unit.

Education

The CCC runs four oncological Ph.D.-programs, sponsors the Summer School (a program for students), hosts lecture series for experts (the monthly CCC Grand Rounds and the Improptu Talks) and organizes a cancer course for laypeople, the Cancer School CCC Vienna. There is also a special course for cancer and study nurses.



Comprehensive Cancer Center Vienna

Spitalgasse 23, BT
86/Ebene 01
1090 Wien
Austria

Director:

Prof. **Maria Sibilia**

Deputy Director:

Prof. **Michael Gnant**

OECD contact person:

t.b.d.



Organisation of European
Cancer Institutes

ACCREDITATION
AND
DESIGNATION



The participants to the 2018 Inveruno training course for A&D auditors and the OECD coordination staff.

Villa Verganti Veronesi
INVERUNO (MILANO)
March 3rd-5th - 2019

OECD TRAINING A&D AUDITORS

The OECD is honoured to welcome 18 applicant auditors at the lovely Villa Verganti Veronesi in Inveruno.

The Villa is an inspirational environment where an auditor can prepare for the OECD Accreditation & Designation peer reviews.

In the two training days the participants will be informed on the content of the A&D standards, whilst also learning how to do an interview and use the e-tool to prepare & report an audit.

This interactive Programme is developed in cooperation with Kerteza, thus further improving the efficacy of the training.

The OECD wishes the 18 selected candidates a pleasant and informative stay!



Institut Jules Bordet (IJB)

www.bordet.be

Referring Number
ID 19
Full Member



Comprehensive Cancer Center
Issued on: 14 May 2018
Validity date: 14 May 2023



Director's foreword

Pride in its past, focus on the future, are synonymous with the Institut Jules Bordet. For over 70 years, the Institut Jules Bordet has been providing its patients and the general public with a wide range of cutting edge strategies for dealing with cancer. The Institute, which is an academic one, combines three essential missions: treatment, research and education. Research activities are part and parcel with teaching, care and treatment. Its international reputation draws talented people to the Institute, who discover an environment conducive to fulfilling their human and professional qualities. Driven by a spirit of innovation, the Institute has continuously participated in the development of new diagnostic, therapeutic and preventive techniques, which are quickly made available to the public. Our teams are entirely engrossed in their missions and put respect for human life over and above other considerations. The Institute is above all, a point of contact between care givers and patients, who share a common project: to see that life wins out, by jointly taking on the multiple uncertainties and advances of science, in which they have pinned their hopes and trust.

Description of the Centre and history

First integrated cancer centre in Belgium (since 1939), part of the Université Libre de Bruxelles and the Brussels public hospitals network (IRIS), Institut Jules Bordet (IJB) counts 160 beds devoted to the most up to date cancer care. With its yearly influx of 6,000 hospitalised patients, 78,000 outpatient consultations, 13,500 outpatient treatments, IJB is a point of reference for integrating research, care and education, in a fully multidisciplinary setting, supported by up-to-the-minute facilities. Bordet brings together all the medical and paramedical disciplines at a single site, enabling it to provide the full range of cancer prevention, screening, diagnosis, treatment and rehabilitation services. The Institute employs a staff of 900, including 150 doctors and 100 researchers. Its major translational, clinical and basic research activities result in an average of 150 top-level scientific articles per year. Institut Jules Bordet works with a number of European and American cancer institutions and international organizations such as the European Organisation for Research and Treatment of Cancer (EORTC) and the Breast International Group (BIG). To respond adequately to future demographic, epidemiological and scientific developments, it plans to move to new facilities in 2018, thereby increasing its hospital bed capacity to 250, where



architecture will be at the service of Cancer Centre Comprehensiveness.

Main research activities

Patient-oriented research includes the 120 clinical studies, as well as the activities of 5 translational and basic research laboratories. Molecular immunology, prognostic and predictive markers in breast cancer and melanoma, cell therapy, leukemic immune environment, are some of the main fields for translational research. Aware as it is of the challenges of research, the Institute has participated in the creation of several international networks: the European Organisation for Research and Treatment of Cancer (EORTC), the Multinational Association of Supportive Care in Cancer (MASCC), the Breast International Group (BIG), the European Lung Cancer Working Party (ELCWP), and the Organisation of European Cancer Institutes (OEI).

The IJB has been involved in a number of pivotal breast cancer studies, notably the HERA, and Aphinity trials. The outcome of the HERA trial was practice changing as it established the role of Trastuzumab in the adjuvant treatment of Her2 positive tumors. More recently, the IJB has been pioneering the use of early metabolic imaging to determine the benefit of chemotherapy or targeted treatments in colorectal and breast cancers. Other areas of innovation are in the determination of the genomic profiles of various pathological breast cancer subtypes, the spatial organisation of tumor-infiltrating lymphocytes in breast cancer, and the uncovering of resistance mechanisms to BRAF inhibitors in melanoma.

Core Facilities

Institut Jules Bordet brings together all the medical and paramedical disciplines at a single site, enabling it to provide a full range of cancer prevention, screening, diagnosis, treatment and rehabilitation services. Pioneer and innovator, the Institute ensures that cutting-edge technologies and the very latest therapies – including those in development – are always offered to patients. Translational research projects are served by latest genomics and proteomics facilities, cytometry technology, multimodality imaging technology - integrating metabolic and structural techniques - and information technology.

Education

In association with the Université Libre de Bruxelles, the Institute provides training and education in various fields within a multidisciplinary setting: Master's in Medicine and main medical specialities, theses in medical sciences, specialisation in oncology for nurses and psychologists, training in other healthcare disciplines, fellowships, professional development for doctors from Belgium and abroad. Many of the Institute's physicians, nurses and paramedics, therefore, have teaching responsibilities. Seminars form an integral part of the Institute's educational activities. They are aimed at students, the Institute's staff, national or international medical professionals, and the general public. As a research centre, the Institute offers many fellowship opportunities in clinical, translational and basic research.

Institut Jules Bordet (IJB)

1, rue Héger-Bordet
1000 Brussels
Belgium

General Medical Director:
Dr. **Dominique de Valeriola**
Deputy Medical Director:
Dr. **Jean-Benoît Burrión**
General Director:
Mr. **Stéphane Rillaerts**

OEI contact person:
Dr. **Dominique de Valeriola**
General Medical Director

Kankercentrum Brussel

Brussels Cancer Centre

Centre du Cancer Bruxelles

www.uzbrussel.be

Referring Number
ID 5
Full Member

Director's foreword

Despite advances in all modalities of cancer treatment and a steady decline in cancer mortality due to earlier diagnosis and therapeutic improvements, cancer remains the second most common cause of death. And yet, we are at the dawn of a new area in cancer treatment with the emergence of targeted therapies, several forms of new highly active immunotherapy and more precise radiation by IMGR and IMRT allowing SBRT. This gives new perspectives and hopes, especially also to patients with cancers which today are still hard to treat in advanced stages. With the advent of new treatments also comes the challenge of financing, since Belgium enjoys a socially egalitarian access to any validated cancer treatment. However the progressive filling of the existing medical need with new drugs will strain the system and cost-control will be essential for maintaining equal indiscriminate access. The further fragmentation of cancer into ever smaller genotypes also poses a huge scientific and logistic challenge to effective drug development. In that context we are happy to have invested in a new in house Next Generation Sequencing platform "BRIGHT" which will allow us to systematically do broad genotyping so that we can move to "each patient his/her molecular tumor passport". Also the better understanding of radiobiology allows having new approaches in this field.

Close cooperation between fundamental, translational and clinical research by a translational approach should help overcome these obstacles. But we also need socio-economic reflection and perhaps new development algorithms within pharma, less costly (predictable) failed clinical trials by maximally exploiting what science tells us and new algorithms in the drug approval process.

Aging related cancers are sharply increasing. Fortunately the new treatments (targeted and immunotherapy) are often as applicable to the elderly as to the younger patient. Our center has put a special emphasis on cancer in the elderly and plays a prominent role in that field.

Description of the Centre and history

The Brussels Cancer Centre of the UZ Brussel has evolved over more than 30 years into a



Clinical Cancer Center

Issued on: 16 October 2015

Validity date: 16 October 2020

Universitair
Ziekenhuis
Brussel

comprehensive cancer center with regional, national and international resonance. Its scope goes from cancer prevention with participation in national early detection programs, to treatment with any of the available modalities and support to post-treatment care under the form of revalidation and rehabilitation. The Centre practices evidence-based medicine, setting up and participating in clinical studies. A special focus is on explorative studies and translational science. All personnel of the Centre have the ambition to excel in all aspects of its activities. In addition to providing top-level care at the different levels, innovation is a priority issue and the major development focus is on immunotherapy of cancer, genotype informed cancer treatments, genetic cancer, novel methods for tracking tumors by on line imaging and IMRT irradiation, imaging and radionuclide treatments and cancer in the elderly. Several staff of the center has leading roles in national and international cancer organizations and are actively involved in government sponsored initiatives such as the Cancer plan and Think-tanks on the organisation and affordability of the cancer care in the future.

Main research activities

The major research focus closest to the clinic is on immunotherapy of cancer, genotype informed cancer treatments, genetic cancer, cancer in the elderly, novel methods for conformal irradiation and imaging and radiobiology. In addition, we have a newly established NGS platform co-chaired by the Cancer Centre. These clinical research topics are centralised with translational and pre-clinical studies at the VUB in the Oncology Research Centre (ORC) to facilitate and optimize the research activities (<http://orc.vub.ac.be/>). Main topics in the pre-clinical studies are myeloma, targeted therapies, immunotherapy and radiobiology.

The Oncology Research Centre (ORC) is a multi-disciplinary group in which scientists and clinicians from the Vrije Universiteit Brussel (VUB) and UZ Brussel collaborate. The ORC provides the opportunity to combine and share basic-, pre-clinical-, translational-, clinical- and psychosocial research. In 2010 different Oncology groups joined the ORC as member or partner to facilitate the collaborations and was implemented as the cluster Oncology at the Faculty Medicine and Pharmacy (VUB).

Core Facilities

- Prevention, diagnostics and treatment
- Research and education
- Revalidation, rehabilitation and reintegration
- NGS platform "BRIGHT"
- Small animal facility
- Vero High Precision Radiation Therapy System
- Flow cytometry
- Viral production unit

Education

- Masters of medicine and biomedical and pharmacy
- Graduate courses of Oncology, Cancer research (molecular targets in cancer) and Immunology
- Postgraduates in Medical Oncology, Hematology, Radiotherapy, all in interuniversity cooperations
- Paramedical education

Kankercentrum Brussel

Laarbeeklaan 101
1090 Brussels
Belgium

General Director:

Prof. **Marc Noppen**

Medical Director:

Prof. **Mark De Ridder**

Scientific Director:

Prof. **Karin Vanderkerken**

OECD contact person:

Prof. **Mark De Ridder**

Head of department

Radiotherapy

Director's foreword

The Kortrijk Cancer Centre at AZ Groeninge is committed to offer high quality multidisciplinary cancer services and is continuously working to meet the needs of its cancer patients and their families.

Description of the Centre and history

AZ Groeninge is general hospital resulting out of a merger between 4 hospitals (the oldest one founded around 1211) in the city of Kortrijk (Belgium) in 2003. It was the first general hospital in the BeNeLux to obtain JCI-accreditation in 2013. By 2016 all activities will be centralised in a single 1050 bed facility.

Main research activities

- Multidisciplinary oncology clinics have been established with teams dedicated to provide “holistic care”.
- Networking with colleagues of the first line, second line (our regional partners within the South-West-Flanders Cancer Network: Jan Yperman hospital –Ypres and OLV Lourdes Hospital –Waregem) and third line (as member of the Flemish Hospital Network of the Leuven University Hospitals).
- Patients are offered the ability to participate in clinical trials through involvement in cooperative groups such as EORTC.
- Innovative techniques and specialised services have been implemented such as robotic surgery, PET-centre for West-Flanders, functional MRI, intra-hepatic treatment with radioactively labelled



microspheres, HIPEC, EUSOMA-accredited Breast Clinic, comprehensive geriatric assessment, scalp cooling.

- The cancer centre has the capacity to design clinical trials and to serve as a lead ethical committee.

Core Facilities

Haematology, pneumology, neurology, radiation therapy, radiology, surgery oncology, urology, breast clinic, dermatology, gastroenterology, geriatric oncology, gynaecological oncology, head and neck oncology, pathological anatomy, oncological revalidation, oncodietetics office, social services, spiritual services, palliative unit Ten Oever, oncology one day hospital, oncology stay hospital.

Education

The cancer centre actively participates in clinical education at different academic levels (bachelor, master, postgraduate, PhD).

**AZ Groeninge**

Pres. Kennedylaan 4
8500 Kortrijk
Belgium

General Director:

Mrs. **Inge Buyse**

Medical Director:

Dr. **Serge Vanderschueren**

Scientific Director:

Prof. **Alex Maes**

Director of patient care:

Mrs. **Petra Archie**

OECD contact persons:

Dr. **Philip Debruyne**

Lead Clinician

Mrs. **Jelle Bossuyt**

Project member oncology

Mrs. **Annelies Courtens**

Project member oncology

Institut Roi Albert II Cliniques universitaires Saint-Luc King Albert II Cancer Institute www.institutroi-albertdeux.be



Director's foreword

In September 2014, the Cancer Center at St Luc University Hospital was renamed King Albert II Cancer Institute. By caring more than 4.500 patients among which nearly 3.000 are new patients, the King Albert II Institute is a leading cancer center in Brussels and in Belgium.

Referring Number
ID 71A
Associate Member

Description of the Centre and history

Following the implementation of radium therapy in medicine, Joseph Maisin was first charged in 1923 with treating cancer patients at the Catholic University of Louvain in Leuven. He initiated the creation of the first Cancer Institute in Belgium, inaugurated in 1927. With the transfer of the Cancer Institute from Leuven to St Luc University Hospital in 1978, the Cancer Institute was then transformed into a tumor and radiotherapy service center. It took more than 20 years to recreate a multidisciplinary cancer center. In 2000, the Cancer Center was officially inaugurated based on the concept of a structure bringing together all the skills, knowledge, and values that are necessary for cancer patient care in a large and general academic hospital. In 2014, the Cancer Center at St Luc University Hospital was officially renamed King Albert II Cancer Institute.

Main research activities

Targeted Therapy
Tumours Hypoxia
Immunotherapy

Core Facilities

4 MRI (1 dedicated for research), 4 linear accelerators and 1 Tomotherapy, 4 CT scans, 2 Pet scans (1 PET CT), 1 Tumor bank. Day hospitalization: 50 beds.
On site Labs: Ludwig Institute for Cancer Research, Brussels branch, Christian de Duve Institute for Cellular Pathology Translational research unit. 180 clinical trials opened.

Education

International Fellowship Programme opened since 2006.



**Institut Roi Albert II
Cliniques universitaires
Saint-Luc**
Av. Hippocrate, 10
1200 Bruxelles
Belgique

General Director CEO:
Prof. **Renaud Mazy**
Chairman of the executive board
of directors:
Prof. **Marc Hamoir**
Member of the executive board
of directors:
Prof. **B. Brichard**
Prof. **E. Coche**
Prof. **V. Grégoire**
Prof. **C. Hermans**
Prof. **A. Kartheuser**
Prof. **J.P. Machiels**
Prof. **P. Scalliet**

OECI contact person:
Mrs. **Sandrine Decuyper**



Download the Accreditation and Designation
Manual at:
www.oeci.eu/Attachments/OECI_ACC_Manual_2_0.pdf

Accreditation
is a process in which an independent
organisation evaluates a health care provider and
certifies that the provider meets validated quality
standards. An accrediting organisation's survey
includes an evaluation of the provider's clinical
organisation structure, as well as other aspects of
the provider's operations such as administration,
personnel and information management.

Instituto Oncológico Fundación Arturo López Pérez (FALP)

www.institutoncologicofalp.cl



Referring Number
ID 115A
Associate Member

Director's foreword

FALP is a referral cancer institute, dedicated to prevention, diagnosis, treatment, research and teaching, focusing on quality and excellence. We provide access to 14.000 new patients/year from all over Chile through an institutional insurance and charity. Thanks to other contributions FALP offers comprehensive treatments to an increasing number of patients

Description of the Centre and history

FALP started its activities in 1954, and in 1993 it initiated a direct administration as a private non-profit institution that guarantees high-standard, interdisciplinary treatments, supported by almost 200 specialists organised in 14 permanent multidisciplinary tumor boards providing high-precision, effective and safe treatments, also thanks to modern technologies.

Main research activities

Clinical, epidemiological and translational research are developed thanks to international and in-house research projects, in alliance with over 40 organisations, both in Chile and abroad. An agreement for epidemiological research with the Universidad de los Andes focuses on promotion of a healthy lifestyle, prevention and early detection. Phase I studies will be added in 2019, and basic and genomic research in the near future.

In 2017, the Cancer Drug Research Unit enrolled 121 patients in 16 new phase-III clinical studies. Over the last 7 years, 561 patients participated in clinical studies, contributing with 493 biology samples for 28 translational clinical studies.

Between 2012 and 2017, 92 institutional clinical research projects were developed and 81 articles published in international journals.

Core facilities

In 3 connected buildings, we have 28 medical consultations, 95 beds, 16 ICU beds, 10 operating rooms -including robotic and IORT-, 8 procedure rooms, centres for chemotherapy, nuclear medicine, advanced radiotherapy and imaging, a pharmacy unit with robotic drug preparation and labs for pathology, molecular biology, and tumor bank.

Education

Agreements for academic education were signed with Chilean universities and professional institutes. In 2017, the International Atomic Energy Agency funded at FALP a Master course in Advanced Radiotherapy in collaboration with the Universidad de los Andes.



Instituto Oncológico Fundación Arturo López Pérez (FALP)

Av. Rancagua 878
7500921 Providencia – Santiago

Chairman Board of Directors:
Mr. **Alfredo Comandari García**
General Manager:
Mr. **Cristián Ayala Munita**
Medical Director:
Prof. **Hugo Marsiglia**
Manager Cancer Institute:
Mr. **Marcos Simpson Álvarez**
Scientific Director:
Prof. **Manuel Najera**

OECD contact person:
Prof. **Hugo Marsiglia**
Medical Director

Instituto Nacional de Cancerología – ESE

National Cancer Institute of Colombia

www.cancer.gov.co



Referring Number
ID 114A
Associate Member

Director's foreword

The National Cancer Institute of Colombia (NCIC) is a Government Institution promoting comprehensive cancer control, through patient care, education, research, and development of public health actions. We assess the Ministry of Health in the definition and implementation of the National cancer-control plan (NCCP). NCIC is pleased to participate to the OECD to share experiences, to improve quality of care and the impact of cancer research. NCIC aims to become a link between Europe and Latin American Public Cancer Institutes, also thanks to a possible participation to the OECD A&D Programme.

Description of the Center and history

In 1934, the NCIC started as Radium Institute; six years after, Claude Regaud, founder of the Institute Curie, visited Colombia and promoted the creation of the NCIC. It was the first hospital of its kind in Latin America and the second in the world. Since 1953 it is ascribed to the Ministry of Health and it gives support to five Population-Based Cancer Registries following the IARC methodology.

Research activities

NCIC hosts 8 research programs with basic, clinical and epidemiological research with an average of 20 new projects per year, independent clinical trials and a strong relationship with IARC. NCIC publishes a Scientific Journal titled "Revista Colombiana de Cancerología" and houses a tumor bank with more than 70.000 samples.

Core facilities

As a cancer care center, we received nearly 7.000 new patients. The Hospital has 188 beds, 9 surgery rooms and robotic surgery; 47 chemotherapy chairs, a radio pharmacy and an integral cancer support is offered to the patients.

Education

NCIC is training nearly 20 specialists per year in 15 different oncological programs.



Instituto Nacional de Cancerología – ESE

Calle 1 9-85
11511 Bogotá

General Director:
Dr. **Carolina Wiesner**
Medical Director:
Dr. **Jesus Acosta**
Research Director:
Dr. **Esperanza Peña**

OECD contact person:
Dr. **Carolina Wiesner**
General Director

Klinika za tumore Klinicki bolnicki centar Sestre milosrdnice

University Hospital for Tumors, University Hospital
Centre Sisters of Charity

www.kbcm.hr/klinike/klinika-za-tumore

Referring Number
ID 90
Full Member

Director's foreword

The University Hospital for Tumours is the only institution in Croatia providing prevention, diagnosis, treatment and support to patients with solid tumours with a multidisciplinary and patient centred approach. All services are available at the cancer centre. On yearly basis, the programs are revised in order to better suit patients' expectations

Description of the Centre and history

The University Hospital for Tumours was founded in 1968 by professor Ivo Padovan, a member of the Croatian Academia of Sciences, based on the model of the Istituto Nazionale Tumori in Milan. The building was a donation from the city of Zagreb via a patient support group League Against Cancer. In 2010, the Hospital merged with the University Hospital for Traumatology and the University Hospital Sisters of Charity, becoming the second largest hospital complex in Croatia. The University Hospital for Tumours has preserved its policy of patient centred holistic cancer care. Due to development planning and quality assurance policies, the technical capacities and human resources meet the highest standards in the Region.



Main research activities

The Institute focuses on application of relevant translational data. Due to the volume of breast cancer pathology and involvement in Her2 studies, the research is based on patient's stratification according to markers predicting the response to therapy. As research on sporadic and inherited genetics solid tumours in Croatia is not an already established research field, the Institute is determined to change that notion focusing on breast, colorectal cancers and sarcomas. Clinical research, other than multicentric clinical trials, focus on quality of life after treatment, nutritional aspects and other general health cancer related issues.

Core Facilities

The University Hospital for Tumours provides diagnostics and high risk surveillance services, surgery, radiotherapy and oncological treatment, palliative, nutritional and psychological support, rehabilitation and reintegration services. Though there is an experimental department, most of our research is conducted in collaboration or partnership with Croatian or European Institutions or within consortia.

Education

University Hospital for Tumours is an educational site of the School of Medicine, Dentistry and Pharmacy. The faculty members of our staff are involved in postdoctoral studies and mentoring in basic, translational and clinical cancer research.



**Klinika za tumore
Klinicki bolnicki centar
Sestre milosrdnice**

Ilica 197
1000 Zagreb
Croatia

Medical Director:
Prof. **Danko Velimir Vrdoljak**

OECD contact persons:
Prof. **Iva Kirac**
Surgical Oncology
Dr. **Vesna Ramljak**

Masarykův onkologický ústav

Masaryk Memorial Cancer Institute

www.mou.cz

Director's foreword

Masaryk Memorial Cancer Institute (MMCI) is both a medical facility and a research institution established especially for the purpose of providing health care services and research in the areas of prevention, diagnosis and treatment of solid tumors. MMCI is currently one of the thirteen Czech comprehensive cancer centers, nevertheless considering its nationwide operation and the methodical leadership of cancer care and research, MMCI plays the role of a national cancer institute. In fulfilling its mission, MMCI cooperates with many domestic and foreign organizations, is part of OECD and belongs to the European research networks and infrastructures (BBMRI-ERIC, TRANSCAN). MMCI is accredited by the Czech Joint Accreditation Commission, Joint Commission International and is the IAEA center of competence. MMCI is open to establishing any further cooperation.

Referring Number
ID 34
Full Member

Description of the Centre and history

MMCI was founded in January 1935 and is named after one of its founders, the first Czechoslovak president T. G. Masaryk. The other leading personalities of the Institute at the time its formation were: dr. Jaroslav Bakeš, significant Czech surgeon, professor Richard Werner, a former director of the cancer institute in Heidelberg, who was appointed to the post of the head of the clinical section, and professor Vladimír Moravěk, the biochemist, who was the head of the laboratory and research section of the institute. The development of Institute always reflected the progression in treatment and research of cancer. In the 1960s, in addition to radiation therapy and surgery, chemotherapy and immunotherapy started to be applied in experimental practice in the institute. Under the leadership of prof. Švejda the MMCI became one of the founding members of OECD in



Clinical Cancer Center
Issued on: 11 May 2017
Validity date: 11 May 2022



CZECH REPUBLIC

25

the 1970's. Since 1976, the Institute had regularly been organising the most significant Czech Oncology Conference: "Brno Oncology Days".

At the present, the institute focuses on the treatment of adult patients with solid tumors, but in the field of radiotherapy and laboratory methods provides its services also for patients from other university hospitals, in which the treatment of haematological malignancies and pediatric cancers is concentrated. The institute currently has 254 hospital beds (234 standard and 20 intensive care medicine) and an extensive outpatient complement. Every year, the Institute has treated approximately 180,000 outpatients and hospitalised nearly 10,000 patients. In these patients, more than 350,000 radiotherapy interventions, 23,000 applications chemotherapy and targeted therapies, nearly 5,000 surgical procedures and more than 6,000 endoscopic procedures are performed. The Institute is the largest radiotherapeutic center in the Czech Republic, has 5 linear accelerators (and other are being built). Our patients have access to state of the art treatment approaches in all areas of cancer treatment, including robotic surgery, stereotactic radiotherapy and radiosurgery, targeted anticancer therapy and immunotherapy.

Main research activities

The Institute has a separate research facility called RECAMO (Regional Centre for Applied Molecular Oncology) and is a Czech node of BBMRI (Biobanking and Biomolecular Resources Research Infrastructure). In the field of applied research, MMCI works closely with other research centers at Czech universities (eg. CEITEC, BIOMEDREG) and the Czech Academy of Sciences. In terms of clinical research, in MMCI, both contracting and academic clinical trials are realized. The Institute has own clinical phase I/II unit. MMCI is a partner of the Czech Clinical Research Infrastructure Network (CZECRIN), by which the Czech Republic is represented in ECRIN-ERIC

Core Facilities

Department (Dpt.) of Comprehensive Cancer Care, Dpt. of Radiation Oncology, Dpt. of Surgical Oncology, Dpt. of Urologic Oncology, Dpt. of Gynecologic Oncology, Dpt. of Gastroenterology and Endoscopy Centre, Dpt. of Epidemiology and Tumor Genetics, Dpt. of Clinical Evaluations and Phase I/II Unit, Dpt. of Anesthesiology and Intensive Care, Dpt. of Nuclear Medicine and PET/Cyclotron Centre, Dpt. of Radiology, Dpt. of Medical Physics, Dpt. of Laboratory Medicine, Dpt. of Oncological Pathology, Dpt. of Clinical Psychology, Pharmacy, Specialised Outpatients Clinics.

Education

MMCI is a teaching hospital affiliated with Masaryk University (www.muni.cz) and its Faculty of Medicine, thus pre- and postgraduate education and training is carried out in the Institute.

**Masarykův
onkologický ústav**
Žlutý kopec 7
656 53 Brno
Czech Republic

General Director:
Prof. **Jan Zaloudík**
Deputy Director:
Prof. **Rostislav Vyzula**
Medical Director:
Dr. **Igor Kiss**
Scientific Director:
Prof. **Marek Svoboda**

OECD contact person:
Prof. **Jan Zaloudík**
General Director

Institut biostatistiky a analýz, Lékařská fakulta Masarykovy univerzity

Institute of Biostatistics and Analyses,
Faculty of Medicine and Faculty of
Science, Masaryk University

www.iba.muni.cz



Referring Number
ID 74A
Associate Member

Director's foreword

Dear colleagues, it is my pleasure to introduce IBA MU, one of the few non-clinical institutes in the company of top European cancer facilities. Our institute has been involved in numerous national and international activities focused on cancer prevention, assessment of cancer burden and epidemiology, analysis of quality and safety of modern cancer treatment methods, and other issues of current cancer research and management. We are pleased to help other OECI members in the field of planning and optimisation of clinical trials, electronic data capture systems, clinical data processing and modelling.

Description of the Centre and history

The institute was established in 2001 as the Centre of Biostatistics and Analyses at the Faculty of Medicine, Masaryk University. In 2006, it was renamed the Institute of Biostatistics and Analyses, and became a shared national academic site collaborating with many universities and clinical departments in the Czech Republic and abroad.

Main research activities

As an academic institute, IBA MU carries out research in the application of mathematical and statistical methods in clinical research, including oncology (risk factors assessment, models for prediction of cancer burden, data mining from hospital information systems, survival analysis). The institute also provides a full-scale portfolio of IT services needed in this field, focused on the design, development, implementation and administration of software systems (software development, data collection and processing in databases, clinical registries, online visualisation, graphic design). Assessment of epidemiology of chronic diseases and related risks constitutes a separate scope of activities.

Core Facilities

Division of Data Analysis, Division of Clinical Research, Division of Information and Communication Technologies.

Education

IBA MU currently provides tuition in more than 30 courses for students of various disciplines, and also guarantees the BSc and MSc study programme Computational Biology, which is aimed at the interdisciplinary education of a new type of experts qualified in both mathematical methodology/IT and biology/ecology/medicine.

One third of the MSc theses have been focused on the assessment of cancer care, epidemiology, or genetics.



**Institut biostatistiky a
analýz, Lékařská
fakulta Masarykovy
univerzity**

Kamenice 126/3
625 00 Brno
Czech Republic

General Director:
Prof. **Ladislav Dušek**

OECI contact person:
Prof. **Ladislav Dušek**
General Director



Organisation
of European
Cancer Institutes
European Economic
Interest Grouping



Oncology Days

10th-12th June 2020 Helsinki, Finland

GENERAL ASSEMBLY SCIENTIFIC CONFERENCES AND RELATED EVENTS

In collaboration with:



Helsinki University Hospital
Comprehensive Cancer Center



DEVELOPING
THE FUTURE IN
COMPREHENSIVE
CANCER CARE

Vejle Sygehus, Patienternes Kræftsygehus en del af Sygehus Lillebælt

Vejle Cancer Centre – The Patients' Cancer Hospital
part of Lillebaelt Hospital

<http://www.sygehuslillebaelt.dk>

<http://sygehuslillebaelt.dk/wm398506>

Referring Number
ID 91
Full Member ★

Director's foreword

Vejle Cancer Centre – The Patients' Cancer Hospital. This is the vision the Hospital Board and senior management group would like to realise. Our goal is to develop the Hospital into a patient-centered, specialised and international cancer hospital with focus on the patients' needs.

Description of the Centre and history

In 2008 the Region of Southern Denmark appointed Vejle Hospital a specialist hospital with particular focus on cancer, one of eight national Cancer Centres. The Danish Health and Medicines Authority has assigned a number of regional functions and highly specialised functions to Vejle Hospital, thus supporting the region's overall hospital plan. On this background, the Hospital Board and senior department managers wish to further develop the hospital as a model for modern cancer treatment of common cancer diseases.



Clinical Cancer Center
Issued on: 12 May 2016
Validity date: 12 May 2021

Vejle Hospital
– a part of Lillebaelt Hospital

DENMARK

29

Main research activities

The Centre's main research area is based on a multimodal approach with close multidisciplinary cooperation. The focus is clinical trials combined with translational research. The ultimate goal is personalised treatment seeing the Patient as a Partner. This mission calls not only for a high level of clinical and biological expertise, but also development of shared decision making on a scientific basis.

The colorectal cancer research and treatment has recently been organised in a Centre of Clinical Excellence. This structure will serve as a model for other common cancer groups treated within the centre. The goal is to increase the research activity to an international level with concomitant improvement of individualised treatment.

The research portfolio covers all common cancers including breast, colorectal, lung, prostate, haematology, and gynaecologic cancers.

Research Headings:

1. Multidisciplinary approach
2. Integration of translational research with clinical trials
3. Integration of shared decision making with clinical trials
4. Population based cohorts
5. National and international cooperation with high professional standard
6. Rapid implementation of research results

Core facilities

Infrastructure with a clinical research unit, high-end laboratory equipment and high tech facilities for radiology is available. Minimal invasive surgery by robot has been implemented at Vejle Cancer Centre.

Education

As part of the regional institute of the University of Southern Denmark the Cancer Centre is involved in education of medical students, both pre and post graduates.

**Vejle Sygehus,
Patienternes Kræftsygehus
en del af Sygehus Lillebælt**
Vejle Sygehus Kabbeltøft 25
DK-7100 Vejle
Denmark

Chief Executive Director:
Dr. **Dorthe Gylling Crüger**
Medical Director:
Dr. **Mads Koch Hansen**
Nurse Director:
Mrs. **Helle Adolfsen**

OECD contact person:
Mrs. **Anne Skov Villadsen**
Mr. **Mathias Hornbæk**

Kræftens Bekæmpelse Center for Kræftforskning Danish Cancer Society Research Center www.cancer.dk/research

Referring Number
ID 35
Full Member

Director's foreword

The Danish Cancer Society Research Center (DCRC) is daily workplace for more than 200 researchers, technicians, and a varying number of scholars and guest researchers. The institute is an integrated part of the Danish Cancer Society and characterised by a dynamic, international environment with basic cancer research, cancer epidemiology and translational research. The Center, which is situated in the center of Copenhagen, is a major cancer research player in Denmark, acknowledged for its world-class research with a strong link to public health and the life of cancer patients.

Description of the Centre and history

In 1942, some 14 years after the start of the Danish Cancer Society, the Society established the *Danish Cancer Registry*. In 1997, the cancer registration activity was moved to the Danish Board of Health, while the epidemiological research maintained its base at the Cancer Society under the name *Institute of Cancer Epidemiology*. In 1949 the Society established an institute for biological cancer research, later named the *Institute of Cancer Biology*. Early 2010 the Cancer Society merged the two institutes into one organisational unit, i.e. the *Danish Cancer Society Research Center*. The ambition was to create a large cross-disciplinary research center focusing on high-class cancer research, and also to create a center which could serve as starting point for a national coordination of research on cancer and cancer treatment.



Main research activities

Diet, Genes and Environment, prof. Anne Tjønneland: Runs the Diet, Cancer and Health cohort covering 57,053 Danes with detailed information about diet, lifestyle, environmental exposures, and a comprehensive set of biological samples.

Virus, Lifestyle and Genes, prof. Susanne Krüger Kjær: Works in the area of molecular epidemiology with focus on gynecological cancer including breast cancer, and the role of HPV in cancer causation.

Cell Death and Metabolism, prof. Marja Jäätelä: The function of lysosomes and autophagosomes relevant for cancer invasion, cell death and survival, and the effects of lysosome-modifying drugs on cancer incidence, prognosis and therapy response.

Genome Integrity, prof. Jiri Bartek: Focuses on cell cycle checkpoints and their cancer-associated defects, and the involvement of the DNA damage response machinery in human cancer.

Cell Stress and Survival, prof. Francesco Cecconi: Investigates the process of autophagy and its role in cancer resistance and/or sensitivity to external exposures and drug-induced toxicity.

Survivorship, prof. Christoffer Johansen: Late effects after cancer therapy in children and adults, psychosocial interventions in adult cancer survivors, and social inequality in cancer prognosis and late effects.

Translational Cancer Research, prof. Nils Brünner: Identification and validation of predictive biomarkers in relation to drug sensitivity/resistance.

Core facilities

Unit of Statistics and Bioinformatics: The unit provides statistical and methodological support to the researchers within the Center. Moreover, the unit maintains a registry core function, specializing in and offering support on the use of Danish health registries.

Animal Facility: The facility breeds and houses mice to be used in experiments by researchers at the Center. The staff is composed by 1 veterinarian and 4 animal technicians.

DCRC Biobank: The biobank stores biological samples from the Diet, Cancer and Health study and samples from other large epidemiological studies, in addition to a large number of live cell lines from tumor tissues and human biopsies.

Education

Education of researchers is an integrated activity at the Center with organized scholarship programs (20 scholars in 2014), PhD programs (34 PhD students in 2014), research courses, and a comprehensive seminar program with invited researchers from major research institutions worldwide.



Danish Cancer Society

DENMARK

31

Kræftens Bekæmpelse Center for Kræftforskning

Strandboulevarden 49
DK-2100 Copenhagen
Denmark

Managing Director:
Prof. **Leif Vestergaard Pedersen**
Scientific Director:
Prof. **Mef Christina Nilbert**

OECD contact person:
Prof. **Mef Christina Nilbert**
Scientific Director

Sihtasutus Tartu Ülikooli Kliinikum

Foundation

Tartu University

Hospital

www.kliinikum.ee



Director's foreword

Tartu University Hospital has always considered important to have strong international collaborations. We are honored to be the part of the Organisation of European Cancer Institutes. The accreditation process we are passing currently would strongly support our further developments in oncology.

Description of the Centre and history

Tartu University Hospital (founded in May 1804) and the Medical Faculty of the University of Tartu (founded in 1632) are the two important parts of the academical Medical Center including oncology.

Main research activities

Research activities are connected with the following issues: implementation of therapies and precision oncology; new opportunities of radio- and chemotherapy in glioblastoma multiforme; systemic approach in multiple myeloma; the role of leukemic stem cells in acute and chronic leukemia; hemopoietic stem cells - opportunities to influence.

Core Facilities

Tartu University Hospital serves as a clinical base for oncology and haematology. Main activities are in the Haematology and Oncology Clinic, additionally Surgery Clinic, Lung Clinic, Neurology Clinic are managing specific oncological patients.

Education

Medical Faculty of the University of Tartu is the only place providing Medical Education in Estonia. Tartu University Hospital is serving as the clinical basis for undergraduate, graduate and doctoral studies.



Sihtasutus Tartu Ülikooli Kliinikum

L. Puusepa 1a
Tartu 50406
Estonia

General Director
Chairman of the Executive Board:
Mr. Priit Eelmäe
Medical and Scientific Director
Member of the Executive Board,
Chief Medical Office:
Dr. Andres Kotsar

OECL contact persons:
Dr. Peeter Padrik
Head of Haematology and
Oncology Clinic

Mrs. Mari-Leen Pärn
Quality Manager



Advanced Breast Cancer

Fifth ESO-ESMO International Consensus Conference

**14-16 November 2019
Lisbon, Portugal**

Coordinating Chair:
F. Cardoso, PT

Chairs:
E.P. Winer, US - L. Norton, US - A. Costa, IT/CH

Co-Chairs:
G. Curigliano, IT - S.A. Mertz, US

Scientific Committee Members:
K. Gelmon, CA - F. Penault-Llorca, FR
E. Senkus, PL - C. Thomssen, DE

The ABC5 guidelines will be developed by ESO and ESMO



The ABC5 conference and guidelines are endorsed by



The ABC5 conference is held under the auspices of



with support from



with official
representatives of



and is endorsed by



ABC5 will be followed by the meeting of the **ABC GlobAlliance** on 16-17 November 2019



An ESO initiative

RECEIVE UPDATES AT:
www.abc-lisbon.org • #abclisbon

North Estonia Medical Centre

www.regionaalhaigla.ee

Referring Number
ID 62
Full Member

Director's foreword

NEMC oncology centre aims to improve its capacity in evolving therapies for the benefit of our patients and for that purpose we are looking forward to cooperate with international cancer care networks including OECE, EORTC etc.

Description of the Centre

The North Estonia Medical Centre (NEMC) is a multimodal center of oncology providing contemporary multimodal and personalized treatment for 8700 patients with a wide variety of malignant diseases annually. Innovation and evolution are the keywords of our cancer care.

The Evolving Facility

NEMC is the referral medical facility of Estonia with core values including best patient care, professionalism, innovation and teamwork. NEMC was founded in 2001 by the Government of the Republic of Estonia through a merger of seven hospitals. One of the merging hospitals was the Estonian Oncology Centre providing all cancer care in the North Estonian region. NEMC became a tertiary referral center that offers about 25% of total turnover of health-care services in the Estonia. Oncological, cardiovascular and trauma patients comprise approximately 50% of our clinical profile.



The Department of Oncology and Haematology was inaugurated in 2010 in addition to already existing departments of Surgery, Internal Medicine, Psychiatry, Anesthesia and Intensive Care, Diagnostics and Supportive Care. NEMC has also a division of Palliative Care providing extensive services for department of oncology. Oncological care at the NEMC is coordinated by a multiple quality improvement clinical committees.

The Department of Oncology and Haematology has three highly specialized centres and an outpatient clinic: Haematology Centre, Chemotherapy Centre, Radiotherapy Centre and the Oncology and Haematology outpatient clinic, respectively.

In October 2018 NEMC was nominated the „ESMO Designated Centre of Integrated Oncology and Palliative Care for the period 2019-2021“.

NEMC Group has about 4200 employees including 500 specialist physicians, 150 resident physicians, 2000 nurses and 1500 auxiliary medical- and non-medical supportive staff.

Main Research Activities and Cooperation

NEMC conducts both clinical research and translational research in association with international working groups and pharmaceutical firms.

Cancer epidemiology and statistics studies are conducted in cooperation with the National Institute for Health Development comprising the Estonian National Cancer Registry.

Energy metabolism in cancer is investigated in association with National Institute of Chemical Physics and Biophysics and precision oncology projects with the University of Tartu.

Education

NEMC is a formal training center for the University of Tartu in pre- and postgraduate medical training. Our oncology centres offer full range of oncology training including medical oncology, radiotherapy and haematology. Likewise, we offer training programs to non-oncology residents doing rotations in any oncological subspecialties.

North Estonia Medical Centre

J. Sütiste Street 19
13419 Tallin
Estonia

Chief Medical Officer
Member of the Board:
Prof. **Peep Talving** MD, PhD

OECE contact person:
Dr. **Vahur Valvere** MD, PhD
Chair, Department of Oncology
and Haematology

HUS Syöpäkeskus Helsingin
Yliopistollinen SairaalaCentral Hospital (HUCH)
Comprehensive Cancer Center

www.hus.fi

Referring Number
ID 68
Full Member

Director's foreword

HUCH Comprehensive Cancer Center (HUCH CCC) combines expertise in several specialties and its clinicians are actively involved in clinical and translational research. The patient is at the core of the center's operations, and ensuring the high quality and patient safety is the center's foremost task. The Center is willing to improve its capacity for developing therapies for the benefit of patients, and the objective is to maintain its position among the leading cancer centers in Europe. This requires constant cooperation with international networks, such as OECD.

Description of the Centre and history

HUCH CCC is responsible for the oncological treatment of cancer throughout the area of the Hospital District of Helsinki and Uusimaa (HUS), with a population of approximately 1.6 million. It is Finland's largest cancer treatment center and one of the largest in the Nordic Countries. It has overall responsibility for the treatment of cancer patients, integrating the oncological treatment of all cancer types including breast surgery as of January 1st 2015. Each year, Cancer Center treats over 16,500 patients, of whom approximately 7,500 are new patients. The center employs 480 health care professionals, more than 95 of whom are physicians.



Comprehensive Cancer Center

Issued on: 28 April 2014

Validity date: 28 April 2019

Main research activities

The center supports clinical and translational cancer research on a wide scale from early phase I studies to large Phase III and IV trials, and range from surgical oncology, radiation therapy, medical oncology and hematology to palliative care and research on psychosocial aspects of cancer. The scientists working at the center also coordinate national and international clinical trials. All open studies can be viewed on the center's web site. Hospitals throughout the world participate in certain investigator-initiated studies led from the HUCH CCC; for example, the SOLD study commissioned by the Finnish Breast Cancer Group (principal investigator Prof. Heikki Joensuu from CCC Helsinki) involves 70 hospitals from seven countries. The Cancer Center's hematologists conduct modern translational research by functioning as a global reference laboratory for international studies.

Core Facilities

Medical research and care in Helsinki is taking place under the umbrella of the Academic Medical Center Helsinki (AMCH), which consists of the HUCH and the University of Helsinki. The AMCH provides a comprehensive collection of core service units that provide centralised services to the investigators. The list of all core services in the campus is available on-line, and covers everything from biobanking to genomics, metabolomics, proteomics, bioinformatics, flow cytometry, imaging, molecular pathology and translational services.

Education

As a university level teaching hospital, the Cancer Center is responsible for the teaching of medical students, specialist training for clinical hematology, medical oncology and radiotherapy, and for the training of graduate students in the fields of clinical and translational oncology and hematology.

The Center also functions as a training unit for the sub-specialty in palliative medicine. In addition, the Center educates hospital physicists, as well as nursing students.

HUS Syöpäkeskus
Helsingin Yliopistollinen
SairaalaP.O. Box 180
(Haartmaninkatu 4)
FI-00029 HUS Helsinki
Finland

Director:

Dr. **Johanna Mattson**

Head of Hematology:

Prof. **Kimmo Porkka**

Head of Solid Tumors:

Dr. **Micaela Hernberg**

Head of Radiotherapy:

Dr. **Mikko Tenhunen**

Head of Breast Surgery:

Prof. **Marjut Leidenius**

Head of Palliative Care Center:

Prof. **Tiina Hannele Saarto**

Research Director:

Prof. **Panu Jaakkola**

Senior Nursing Officer:

Mrs. **Vuokko Kolhonen**

OECD contact person:

Dr. **Katja Tähkä**

Quality Manager

TYKS Syöpäkeskus Turun Yliopistollinen Sairaala

Turku University Hospital Cancer Centre

<http://www.vsshp.fi/en/syopakeskus>

Referring Number
ID 94
Full Member

Director's foreword


It is our honour to be part of the OECI. Our cancer centre aims to provide the population with high-quality and efficient cancer treatment based on excellent research and teaching. Our operating environment includes a) prevention of cancer and diagnostics, b) treatment, follow-up, rehabilitation as well as palliative care, c) cancer research, d) teaching and training, and e) the coordination of communications. Our strategy is to constantly develop our patient care and research activities.

Description of the Centre and history

The first hospital in Turku was founded in 1756 and first university in 1640. The cancer centre is a joint effort between the University of Turku and the university hospital as well as the central hospitals of Pori and Vaasa covering the west coast of Finland. The centre was discovered in 2015 and is public and the only cancer care provider for a population approaching 1 million. The university research activity and innovation processes are closely integrated with the centre

Main research activities

At the centre we perform clinical trials from phase I to III. Many of our doctors are affiliated with the university having dual positions. Hence, also translational and basic cancer research as well



ACCREDITATION
AND
DESIGNATION
IN THE
ACCREDITATION
PROCESS

TYKS
CANCER CENTRE

FINLAND

39

as health science research and effectiveness of the health care services are strong focuses of the centre. The cancer research laboratories are physically closely located with the hospital and our strategy is to promote a tight interaction between basic scientists and clinicians. The research activities include basic cancer signalling and cell receptor studies as well as a strong focus on cancer imaging and PET diagnostics with over 400 cancer researchers. In the health science sector, empowerment of the patients, professional development of the staff, and cost-effectiveness of the care are focus areas.

Core Facilities

The centre includes all departments of cancer surgery, haematology with allogenic stem cell centre, medical oncology (taking care of 7000 patients / yr), radiation therapy with 10 linacs (5 in university hospital and 5 linacs in central hospitals), CTs and MRI for planning and performing 30 000 treatments / year. The centre has access to isotope medicine and PET centre with close to 20 tracers. All cancer samples are stored at our Auria biobank. Our basic and translational research has access e.g. to animal facilities, NGS sequencing, proteomics unit

Education

The centre functions as the main university teaching hospital for surgeons, oncologists, physicists and nurses for the west coast of Finland.



**TYKS Syöpäkeskus
Turun Yliopistollinen
Sairaala**
Hämeentie 11 PL 52
20521 Turku
Finland

General Director:
Dr. **Pia Vihinen**

OECI contact person:
Dr. **Mervi Siekkinen**

TAYS Syöpäkeskus
Tampereen Yliopistollinen
Sairaala

TAYS Cancer Centre Tampere University Hospital

www.tays.fi/tamcanReferring Number
ID 95
Full MemberACCREDITATION
AND
DESIGNATION
IN THE
ACCREDITATION
PROCESS

FINLAND

41

Director's foreword

Tampere University Hospital Cancer Centre (Tays Cancer Centre) unites University Hospital cancer care and clinical, translational and basic cancer research done at the University of Tampere and the University hospital. The core values of Tays Cancer Centre are professionalism, communication, continuous learning by education and research, and being in the forefront of cancer treatment and research. These values are embedded in Tays Cancer Centre strategy and vision. Strong commitment to quality improvement and research, tight collaboration with local and national patient advocacy groups, strong connection to the primary health care providers in our region, and membership in organisations such as OECD enable us to fulfill our strategy. In the focus of all activities is the high quality of treatment and safety and wellbeing of an individual patient. From 1.1.2019, the University of Tampere, Tampere University of Technology and Tampere University of Applied Sciences will merge together to create Tampere University, a higher education and research community of 35 000 students. This will add medical technology related to cancer care to the developing research areas in Tays Cancer Centre.

Description of the Centre and history

Tampere University Hospital has longer traditions, but since 2016, cancer care and research have been restructured to form the Tays Cancer Centre, a joint effort of the University Hospital and the University of Tampere. Tays Cancer Centre serves a population of approximately 1 million, either as a secondary or tertiary referral center. The annual number of new cancer cases exceeds 5000. In 2017, over 15 200 individual patients visited Tays Cancer Centre either for treatment or follow-up, and the number of out-patient visits was 111 672. The centre covers all aspects of cancer care, including diagnostics, surgery, medical treatment, radiation therapy, rehabilitation and palliative

care. The early-phase clinical trial unit is a member of the Nordic Nect –network for early clinical trials, and performing clinical trials is one of the focus areas of Tays Cancer Centre, with 76 ongoing clinical cancer trials at the end of 2017.

Main research activities

The strong research collaboration between clinicians of the university hospital and cancer researchers of the University of Tampere covers a wide spectrum of topics ranging from prevention to basic, translational and clinical studies. Our research focus areas include: 1) prevention and early detection, especially cancer screening and etiology, 2) translational medicine, 3) phase I – II clinical trials, 4) patients' perspectives and patient-reported outcomes and 5) nursing science. The main translational and clinical research activities focus on prostate cancer, brain tumors and ovarian cancer. In addition, the Cancer Centre is participating in the development of new treatment protocols for various childhood cancers and investigating novel therapeutic strategies. In all, the number of FTE cancer researchers is close to 400.

Core Facilities

The Tays Cancer Centre has an umbrella structure that is consisting of the Tampere University Hospital and the University of Tampere. This makes the comprehensive collection of core facilities in the Faculty of Medicine and Life Sciences available for researchers.

These facilities include eg. bioinformatics, imaging, mass spectrometry facility, proteomics, histology, liquid biopsy services and virus production. Two clinical trial units are working at the hospital, one for adults (FONK) and the other one for children (PeeTU). In addition, Tampere University Hospital Biobank is collecting biological samples for the needs of cancer researchers.

Education

As a university hospital, Tays Cancer Centre is responsible for teaching of medical students, residents and fellows as well as nursing students in all areas related to cancer diagnostics and treatment. In addition, there are two specialized facilities designed for learning of practical skills: Tampere Surgical Education Centre and Tampere Centre for Skills Training and Simulation. Post-graduate education is organized in collaboration with the University of Tampere.

**TAYS Tampereen
Yliopistollinen Sairaala**

P.O.Box 2000
(Tays TKI-keskus)
FI-33521 Tampere
Finland

Chief Physician, Administrative
Director:

Adjunct Prof. **Annika Auranen**

Medical Director:

Prof. **Mikael Leppilahti**

Director of Medical Oncology:

Prof. **Tuula Lehtinen**

Scientific Director:

Prof. **Arja Jukkola**

OECD contact person:

Adjunct Prof. **Annika Auranen**

Chief Physician, Administrative
Director



KYS Syöpäkeskus Kuopion
Yliopistollinen SairaalaCancer Center of Kuopio University
Hospital (KUH)www.psshp.fi/web/enReferring Number
ID 105
Full Member**Director's foreword**

After renovating and building a new facility in 2015, the Kuopio University Hospital (KUH) Cancer Center provides personalized cancer treatments for different cancer types. Our oncologists are highly educated and lead several multidisciplinary groups. Thanks to the participation to the OECD A&D Programme, we are aiming at further increasing our quality in cancer care. In 2012 we adopted the CyberKnife® robot for the stereotactic radiotherapy, the PET unit, and a new cyclotron. Radiopharmaceutical production of PET tracers started in 2016. In 2017 our efforts have also been focused on further developing our brachytherapy treatments especially with regard to cervical cancer and palliative care of cancer patients. Our gynecologic, urologic and rectal surgical care has considerably progressed since purchasing the DaVinci® surgical robot in 2016. As an OECD member, I expect multidirectional exchange of know-how, as well as support for our cancer care quality program.

Description of the Centre and history

The foundation of the KUH rests on the opening of the Central Hospital of Kuopio in 1959. It was the highest building in the Kuopio region and was rated as a skyscraper of Eastern Finland. The development of the university hospital started in 1972 in partnership with the University of Kuopio. During the 1980's other facilities were built and the name Kuopio University Hospital was chosen in 1990.

Nowadays, the KUH is one of the five university hospitals in Finland taking care of almost one million people in the region of Eastern and Central Finland. The KUH is a tertiary referral centre for cancer care, providing high-level specialized medical care for many other medical disciplines and educating the highest number of medical professionals in Finnish health care. The KUH conducts



internationally renowned research activities with 4.700 employees, 92.000 patients, 450.000 outpatients, 2.400 births and 20.000 surgeries yearly. The number of new cancer cases diagnosed or treated in the KUH has figured to about 2.500 during the last five years.

Main research activities

Cancer research in the Cancer Center of KUH is the result of a fruitful collaboration among clinicians, clinical and basic researches in the campus of the University of Eastern Finland. The main research areas include translational cancer research, imaging and gene therapy. The researchers' diverse and high-level expertise ranges from basic research at a molecular level to clinical expertise. The research rests on modern research methods and extensive national and international networks including several Phase IV clinical cancer trials.

Translational cancer research is conducted in a consortium of several strong research groups. The different focus areas of research complement each other and constitute a cancer research cluster which highlights the expertise of the University of Eastern Finland in cellular-level genomics/epigenomics, extracellular matrix, cancer markers and clinical applications, environmentally-induced cancer and its mechanisms, the use of diverse imaging methods and bioinformatics expertise, and metabolism, transfer, novel administration methods and modelling of cancer drugs. Research provides a better understanding of the basic mechanisms, diagnostics and treatment of cancer – bringing personalised medicine to the clinic. The foundations of translational cancer research rests on clinical sample series which underwent quality-assurance, as well as on the related knowledge of diagnostics, epidemiology and treatment. The establishment of a Biobank in Eastern Finland will further expand the research opportunities. The accredited activities of the Gene Diagnostics Laboratory is also essential for clinical research.

Core Facilities

Core facilities cover the whole range of different cancer therapies and supportive care.

- Surgical treatment including minimally invasive and robotic surgery, endoscopies for diagnosis and interventional purposes.
- Radiotherapy with advanced techniques; robotic radiotherapy (CyberKnife®), brachytherapy with interstitial techniques. 18.500 visits/year.
- Chemotherapy, stem cell transplantations, supportive and palliative care.
- Radiology and interventional radiology and Nuclear medicine services;
- Pathology services and Biobank, Genetic consultations.
- Kuopio University Hospital's Science Service Center is a support service unit for research administration providing specialized service in health research matters.

Education

The KUH is Finland's largest physician trainer. Each year, almost a thousand future physicians undertake their undergraduate or specialist studies at the hospital. The dental training in Kuopio is among the most sought-after in the national joint application. This is possible thanks to modern teaching methods and a teaching clinic completed in 2013. The KUH is a notable university hospital for applied sciences universities students or upper secondary education students specialising in the health care field. Over a thousand Finnish students and numerous international students practise at the hospital every year.

**KYS Syöpäkeskus Kuopion
Yliopistollinen Sairaala**
P.O.Box 100
70029 KYS Kuopio

Chief Executive Officer:
Dr. **Risto Miettunen**
Chief Executive Medical Officer:
Prof. **Esko Vanninen**
Chief Director of the Cancer
Center:
Dr. **Kristiina Tyynelä-Korhonen**

OECD contact person:
Associate Prof. **Maarit Anttila**

OYS Oulun Yliopistollinen Sairaala

Oulu University Hospital

www.ppsshp.fi

Referring Number
ID 110
Full Member

Director's foreword

Oulu University Hospital (OUH) is the most important public service provider of specialized cancer care in Northern Finland. In addition high-quality care, OUH has strong focus research and teaching. OUH sees research activities as an investment which produces direct and indirect health benefits.

Description of the Centre and history

OUH was founded 1973 as a high-quality specialized healthcare service provider for Northern Finland. Today OUH offers services for area accounting more than half of Finland's geographical area and 741,000 inhabitants. OUH has 900 hospital beds and in total ca. 134,000 patients are treated yearly by 6700 employees.

Main research activities

Research activities are carried out in the Hospital extensively across all disciplines. Research strengths include population-level studies, connective and supportive tissue research, and research into gene-environment interaction.

Active cancer research, varying from basic molecular biology to clinical trials, is done at all care units (oncology, hematology, gynecology, surgical specialties, and pediatrics) and at the University of Oulu. Main research areas are:

- 1) Basic tumor biology
- 2) Cancer immunology and immunotherapy
- 3) Pediatric, hematological, and gynecological malignancies
- 4) Lung cancer and Lymphomas
- 5) GI- and GU-cancers
- 6) Digital interventions in cancer treatment

Core facilities

Core facilities for treating cancer patients include department of surgery, oncology and hematology (including radiotherapy unit and facilities for stem cell transplantations), radiology, pathology with molecular diagnostics core, biobank medical research center. Joint research core facilities with University of Oulu include sequencing and bioinformatics, protein analysis, pre-clinical imaging, animal facility, and virus production.

Education

OUH trains wide scale medical and biomedical professionals jointly with University of Oulu and Oulu University of Applied Sciences. This includes training of medical, biomedical, and nursing students, and specialist training in medical and radiation oncology, hematological malignancies, surgical oncology, pediatric oncology, radiation physics, and palliative care. Ph.D training programs are carried out jointly with University of Oulu.



OYS Oulun Yliopistollinen Sairaala

PL 10 Kajaanintie 50
90029 OYS Oulu

Medical Director:
Dr. **Juha Korpelainen**

OECD contact person:
Dr. **Jussi Koivunen**

Centre Léon Bérard

www.centreleonberard.fr

Referring Number
ID 9
Full Member



Comprehensive Cancer Center

Issued on: 11 May 2017
Validity date: 11 May 2022



FRANCE

47

Director's foreword

The Léon Bérard Centre (CLB) is one of the 18 French Cancer Centers of the UNICANCER group. It is a comprehensive cancer Center and a University Hospital involved in screening, care entirely dedicated to cancer, with three overarching aims: care, research and teaching, and the mission to offer the best quality of care to cancer patients.

In the Rhône-Alpes region which gathers 6 million inhabitants, cancer unfortunately remains a major public health issue with 28,000 new cases and 13,000 deaths annually. In 2014, the teams of the CLB treated more than 30,000 patients, mainly from the Rhône-Alpes region, but also from other areas of France, from French overseas territory and from abroad.

The CLB is a reference and innovation center for frequent and rare cancers. Selected as the coordinating center for the national network of reference center for sarcomas, mesothelioma, and rare ovarian cancers, it is also specialised in the treatment of other rare tumors, complex digestive tumors, germinal tumors, metastatic kidney cancer, breast cancer, myeloma and lymphoma and solid tumors in children.

The CLB has a favorable structure for its missions: while exclusively devoted to the care of patients in the public sector (private activity is forbidden in cancer centers in France, and these are the only structures where this is in place in this country), it is a private healthcare facility with attractive flexibility for the rapid generation of novel projects, participation to international consortia, and interactions with innovative biotech

Description of the Centre and history

The CLB dates back more than 90 years. In 1923, Professor Léon Bérard (a pioneer in thoracic and cancer surgery) opened France's second cancer center with 60 beds, in Lyon. The center's capacity was boosted by supplying one of the first major donations of Radium. In 1935, it was equipped with high-throughput radiotherapy equipment and a state-of-the-art surgical department. The actual center was opened in 1958, and since has been entirely restructured and has expanded. In June of 2006, the CLB established its own home hospitalisation facility dedicated to cancer care, which currently counts over 190 beds



Main research activities

Over 500 full-time researchers are working side-by-side with the medical teams and the patients to facilitate ground-breaking scientific discoveries and their applications in novel treatments.

The Department of Translational Research includes different platforms allowing the storage of numerous samples of various types of tumor and their analyses (pathological component and molecular component using DNA sequencing techniques and bioinformatics), biomarkers research, analysis of patient immune responses, generation of new molecules as potential "drug candidates", followed by their study using in vivo cancer models.

Translational research efforts also include the generation of new surgical techniques and improvement of radiotherapy techniques.

A Department of Clinical Research certified ISO 9001, provides for testing of new molecules or new therapeutic strategies in humans, and promotes interactions between the medical teams and the research teams.

The CLB is formally approved as an early-stage cancer clinical trial center (CLIP2) by the French National Cancer Institute (INCa), and for the integration of early-stage pediatric trials.

The department hosts teams working on hereditary predispositions to cancer and on the assessment of professional practices, investigation of environmental, occupational, and nutritional factors linked with certain types of cancer.

In 2014, 20.5% of treated patients were enrolled in a clinical trial.

Core Facilities

Recognized as a cancer referral and treatment facility, the CLB offers a comprehensive range of care by pooling the required skills that grants patients access to the most innovative technics for diagnosis and treatment on a single site:

- Chemotherapy, innovative personalised medicine, hemopoietic stem cell transplantation, supportive care
- Cancer and referral surgery, minimally invasive surgery, intra-peritoneal chemotherapy, innovative anesthesia procedures
- Complex techniques in Radiotherapy, expertise in pediatric radiotherapy
- Radiology and interventional radiology
- Nuclear medicine for diagnosis or therapeutics
- Endoscopy and interventional endoscopy
- Cytopathology and molecular diagnosis, ISO certified Biobank
- Oncogenetics consultation
- Consultation for Work-related cancers

Education

As a University Hospital, teaching is one of its principal missions; the CLB is recognized as a Training Institute that offers training in more than twenty areas to health professionals in the field of oncology, every year. This relaying of knowledge takes place at several levels: training sessions, external participations in the initial training of future oncologists, tertiary level teaching for the personnel of the CLB, universities, practitioners, caregivers etc.

Centre Léon Bérard

Rue Laënnec, 28
69373 Lyon Cedex 08
France

General Director:

Prof. **Jean Yves Blay**

Administrative Director:

Mrs. **Sophie Beaupère**

Medical Director:

Dr. **Philippe Zrounba**

Director of Basic Research:

Prof. **Alain Puisieux**

Director of Translational Research:

Prof. **Patrick Mehlen**

Director of Clinical Research:

Dr. **David Perol**

OECD contact persons:

Dr. **Irène Philip**

Mrs. **Christel Traversaz**

Executive Secretary to General
Director

Director's foreword

The Institut Curie is a foundation of public interest, which combines one of the largest European oncology research center and two state-of-the-art hospitals.

The Curie Foundation must anticipate the new definition of 21st-century Comprehensive Cancer Centers in its current 2015-2020 enterprise project, by further strengthening the link between research and care.

The heart of this enterprise project, which includes a medical project and a scientific project, is the Medical and Scientific Project (MSP), which must translate the "Curie model" on the three sites. The project set out for the historical site of Rue d'Ulm in Paris is to create a pilot site for "Systems biology and global support of patients". Saint-Cloud will focus on "precision medicine and the patient care process", while Orsay will carry on the tradition of the Institute as a pilot site for "radiation biology and innovation in radiotherapy". A minimum of two medical and scientific projects co-headed by a physician and a researcher shall be defined for each of the three sites and progressively implemented in connection with the SIRIC (Integrated Cancer Research Center) and Institut Carnot.

Description of the Centre and history

Founded in 1909 on a model devised by Marie Curie and still at the cutting edge: "from fundamental research to innovative treatments", the Institut Curie has 3,000 researchers, physicians, clinicians, technicians and administrative staff. It has obtained in 2011 the label of Integrated Cancer Research Center (SIRIC) by the French National Cancer Institute (INCa).

Main research activities

Institut Curie conducts research in order to understand the mechanisms of cancer development, facilitate the transition from basic research to clinical application, and develop innovative therapeutic and diagnostic techniques. Our multidisciplinary teams include biologists, chemists, physicists, and computer scientists and divided into 14 research units.

Core Facilities

Institut Curie researchers and doctors have access to state-of-the-art core facilities which should help improve the way we diagnose and treat cancer and care for patients. These include: Cell and tissue imaging, Bioinformatics platform, Chemical library, Genomics, Next-generation-sequencing, Rapid DNA sequencing, In vivo experimentation, Preclinical investigation, Protein mass spectrometry, Reverse Phase Protein arrays, High throughput cellular screening, Cytometry, Experimental pathology, Recombinant antibodies and proteins, Experimental radiotherapy, Biobank, Clinical Trials Units.

**Comprehensive Cancer Center**

Issued on: 11 June 2018

Validity date: 11 June 2023

**Education**

The overarching objective of Institut Curie's training programme is to foster innovative research and enhance medical staff training, in order to ultimately improve cancer patient treatment and care. In 2012, Institut Curie welcomed 200 master's students, 240 PhD students, 280 postdoctoral researchers, 103 medical students and 163 interns. We offer different types of courses. International courses open to master's and doctoral students as well as postdoctoral fellows, Technical courses and Soft skill courses.

**Institut Curie**

26 rue d'Ulm
75278 Paris cedex 5
France

General Director:
Prof. **Thierry Philip**
Medical Director:
Prof. **Pierre Fumoleau**
Scientific Director:
Dr. **Genevieve Almouzni**

OECI contact person:
Mrs. **Sophie Oger-Hodge**
Quality Director and Risk
Management

Director's foreword

Institut Paoli-Calmettes (IPC) is one of the largest university-affiliated cancer centers in France. Its priorities are the diagnosis and treatment of adult cancers, prevention, education, and basic, translational and clinical research. IPC received the SIRIC label (Integrated Cancer Research Center) from the National Cancer Institute (INCa) in 2012, in partnership with the Public Hospitals of Marseille.

Description of the Centre and history

Created in 1945 by ordinance by the French authorities, IPC is a private, independent, not-for-profit cancer research center involved in the management of more than 10 000 new cases of cancer each year. With 1 584 staff-members, including 184 physicians and more than 270 scientists, and an annual budget of ~200 million Euros, IPC is the third Cancer Center in France.

Main research activities

IPC carries out an integrated research program encompassing basic science, translational, clinical and socio-medical research. It hosts two research centers, the Center for Cancer Research of Marseille for biological research, and the Cancer, Biomedicine and Society team for socio-



medical research; clinical research is carried out in the Department of Clinical Research of IPC. At IPC, physicians and scientists work together on innovative projects, with the aim of advancing knowledge in cancerology and transferring this knowledge to medical applications for the benefit of the patients. Our main research programs focus on breast cancer, malignant hemopathies and pancreatic cancer.

Core facilities

IPC hosts 17 state-of-the-art technological and clinical platforms including a biobank, a department of clinical research and innovation, a data management center, an early phase trial unit, and platforms for preclinical assays, experimental pathology, immunomonitoring, onco-genomics, proteomics, bioinformatics, drug discovery, chemo-biology and cell imaging.

Education

IPC is committed to the education and training of the next generation of scientists and health care professionals in cancer research and cancer patient care. IPC is affiliated to the University of Aix-Marseille and it coordinates the Masters in Human Pathologies focused on Oncology which trains 50-60 students per year. 10 PhD thesis are defended each year at IPC.



Institut Paoli-Calmettes
232 Boulevard Sainte
Marguerite
BP 156 13273 Marseille
cedex 9
France

General Director (CEO):
Prof. **Patrice Viens**
Scientific Director (CSO):
Prof. **Jean-Paul Borg**

OECD contact persons:
Dr. **Valerie Ferrier**
Scientific Coordinator

Mrs. **Martine Bouyssie**
Head of the Quality Department

Institut Universitaire du Cancer de Toulouse-Oncopole www.iuct-oncopole.fr

Referring Number
ID 107
Full Member

ACCREDITATION
AND
DESIGNATION
IN THE
ACCREDITATION
PROCESS

INSTITUT UNIVERSITAIRE
DU CANCER DE TOULOUSE
Oncopole

FRANCE

53

Director's foreword

Institut Universitaire du Cancer Toulouse – Oncopole combines one of the affiliated cancer centers in France, Institut Claudius Regaud, and Toulouse University Hospital oncology teams. It is strategically and physically linked to CRCT (Toulouse Cancer Research Center). This institute is devoted to treat cancer patients, to develop basic, transfer and clinical research and to provide teaching.

Description of the Centre and history

Opened in 2014, IUCTO is involved in 10000 new cases of cancer each year management. 1500 staff-members including 300 physicians and 420 researchers are devoted to therapeutic innovation. The proximity and the pooling of platforms foster the care/research continuum.



Main research activities

The CRCT (INSERM, CNRS, University) integrates research programs in 4 different fields : Cell Signaling & DNA Damage Response, RNA & Cancer, Microenvironment & Metabolism, Onco-Immunology. Its purpose is to solve problems and making discoveries through basic science that can lead to the development of anticancer agents and treatments.

Core Facilities

The innovative techniques for diagnosis and treatment at the service of patients for a global management :

- Medical oncology : 105 beds & places, oncogenetic service, MDT meetings, supportive care (therapeutic educational program, palliative care...).
- Clinical Trials : INCa-certified early phase centre by the French Cancer Institute, certified ISO 9001:2015, conducting phase I trials (part of the leading 3 national centers).
- Surgery : 65 beds & places, 7 operating rooms, 50% of outpatient care for senology ; tele-robotic, local cryotherapy (urology), per operative radiotherapy...
- Hematology and Internal Medicine : 100 beds & places, 150 clinical trials in progress.
- Nuclear medicine & Imaging : 18 beds & places, PET Scan, MRI, gamma cameras, 3D imaging.
- Radiotherapy : 7 accelerators (including tomotherapy), innovative techniques.
- Resuscitation unit : 12 beds
- Anatomopathology : telepathology, liquid and solid tumours, 1 000 exams/week, 2 special rooms for analysing surgery samples quickly.
- Pharmacy : 400 chemotherapies/day, radiopharmacy, certified ISO 9001:2015.

Education

Major changes in the practice of oncology must be taken into account and anticipated in training and teaching. This center of convergence for all disciplines represents an ideal forum for initial and continued training across the entire oncology fields.



**Institut Universitaire
du Cancer de
Toulouse-Oncopole**
1 Avenue Irène Joliot-Curie
31059 Toulouse Cedex 9

General Director (CEO):
Prof. **Michel Attal**
Scientific Director:
Prof. **Gilles Favre**

OECD contact person:
Mr. **Jean-Marc Perez**
Administrative Director

Centre François Baclesse

www.baclesse.fr

Referring Number
ID 113
Full Member

ACCREDITATION
AND
DESIGNATION
IN THE
ACCREDITATION
PROCESS



FRANCE

55

Director's foreword

The François Baclesse Centre (CFB), in Caen, Normandy, is a private institution serving a collective benefit (ESPIC) with three medical and academic purposes - care, teaching and research. It is one of the 18 Cancer Care Centres from UNICANCER and does not have any private activity or extra fees for hospital services.

It constitutes a regional and national reference, especially with regard to the upper digestive tract, breast and ovarian cancers, as well as to radiotherapy for paediatric tumours. With the Curie Institute in Paris and the Antoine Lacassagne Centre in Nice, CFB is amongst the cancer centres implementing proton therapy within ARCADE (Advance Resource Centre for HADron therapy in Europe).

CFB has three main lines of action: 1) a comprehensive approach to patient care, 2) a research strategy covering fundamental research and all the way to the clinic and 3) the development of innovative treatments for precision medicine at the diagnostic level, with bio-pathology and imaging, and at the therapeutic level with surgery, chemotherapy and radiotherapy.

Description of the Centre and history

Born on April 26, 1896, in the Grand Duchy of Luxembourg, François Baclesse studied medicine in Paris. Particularly interested in the use of ionising radiation for medical use, he was a student of Marie Curie and Claudius Regaud and one of the fathers of modern radiotherapy. Her world-renowned publications have included breast, larynx, uterus and bone sarcoma cancers.

The François Baclesse Centre has been founded in 1923 and has been located, since 1973, close to its main local partners:

- University Hospital of Caen Normandy,
- Health university unit and the nursing school,
- National Large Heavy Ion Accelerator (GANIL),
- Medical Cyclotron (CYCERON),
- European Center for Research and Treatment in Hadrontherapy (ARCADE),
- University of Caen Normandy.

The radiotherapeutic technical capability is in an almost unique position in France for conducting comparative evaluations of the CyberKnife[®] and TomoTherapy[®] systems, depending on the type of pathology. The radiotherapy service is the clinical and medical physics referent for the ARCADE project and Hadrontherapy. The CFB is the third site in France where Proton Therapy is available.



Main research activities

The objectives of the research of CFB aim at:

- 1) transferring pre-clinic research and early development treatments to medical applications for the benefit of patients;
- 2) evaluating the innovation of the different treatments and care of patients.

The most important research programs include:

- 1) research in ovarian cancer: from bench to bed-side and survivorship period,
- 2) new approaches in radiotherapy including preclinical, physical and clinical and quality of life studies focused on stereotactic radiation proton and Hadrontherapy,
- 3) studies of quality of life and survivorship,
- 4) epidemiology with an extensive program of the impact of pesticides,
- 5) genetic.

The research is integrated into a multidisciplinary approach supported by Inserm cancer departments and clinical research departments.

The department of clinical research, with more than 150 trials, is labelled by French Health Ministry as Innovation and Research Department (DRCI), labelled by the French National Cancer Institute (INCa) as an early stage cancer clinical trial centre (CLIP²). The molecular biology platform and biology research departments are involved in translational research (biomarkers) with two essential axes (apoptosis and homologous recombination repair). Human social research is also included in different projects including supportive care, quality of life, neuroscience (cognition and survivorship). The Inserm Unit U1245 is involved in a major research axis on genetic predisposition to breast and ovarian cancers (HBOC).

Core Facilities

- 6 operating theatres / intermediate care unit; minimally invasive surgery, robotic-assisted laparoscopy, intraperitoneal chemotherapy, innovative anesthesia procedures; endoscopy & interventional endoscopy.
- Radiotherapy: 7 accelerators (Cyberknife[®] / Tomotherapy[®] / RapidArc[®] / Clinac[®] / Artiste[®]) / 1 proton therapy unit / intraoperative radiotherapy (Intrabeam[®]) / Brachytherapy.
- Radiology and Nuclear Medicine: PET-CT / 3 gamma cameras / MRI / CT scan / mammography / breast biopsy device / interventional radiology.
- Cytopathology and molecular diagnosis, ISO certified Biobank / Next generation sequencing / Bio-informatic platform, molecular genetic platform / Oncogenetics
- ISO certified Clinical Research Unit, and ISO certified Data Management

Education

The CFB is a University Hospital involved in the academic teaching coordinated by oncologist MD-PhD professors in link with the Normandy University, including medical teaching and University masters.

Health professionals of CFB are involved in the education of scientist and healthcare professionals in cancer research and care. About 200 medical residents or externs are welcome per year in an internship. The CFB is also implicated in continuous professional development training (12 training courses - 300 healthcare professionals per year).

Centre François Baclesse

3 Avenue Général Harris
14076 Caen Cedex 5

General Director:
Prof. **Marc-André Mahé**
Medical Director:
Dr. **Marie-Pierre Galais**
Scientific Director:
Prof. **Florence Joly**

OECD contact person:
Dr. **Laurence Picard**
Head of Quality & Risk Management
Department

Gustave Roussy

www.gustaveroussy.fr

Description of the Centre and history

An overall approach to the illness for a personalised management which combines innovation and humanity.

The Villejuif Cancer Institute was founded in 1926 by Professor Gustave Roussy, a visionary who has fathered the concepts of “oncology as a transversal discipline” and “multidisciplinary care”.

The Institute has developed, over almost 70 years, an approach to cancer treatment which adheres to the values of its founder: innovation, energy, sharing and benevolence.

Gustave Roussy conducts an active regional partnership policy for care, research and teaching. It also exports its knowledge and expertise abroad, through agreements for international cooperation.

In 2014, Gustave Roussy is Europe's leading comprehensive cancer centre. It is entirely dedicated to patients and works in three different areas: research, teaching and care.

The Institute provides cancer care to patients regardless of age. It excels in providing highly complex multidisciplinary treatments. Expert in rare cancers and complex tumours, the Institute deals with all cancers at all ages of life and bases its specificity on therapeutic innovation.

Referring Number
ID 13
Full Member



The patient is at the centre of Gustave Roussy's vision of care. Researchers, teachers, medical doctors and care providers join forces to provide patients with optimal overall care. Day in day out, they build tomorrow's medicine, innovative and humanist. They all join forces to work together to beat cancer.

Gustave Roussy is developing an integrated approach between research, healthcare and training for the benefit of patients. Its 2,630 professionals, investigators, teaching staff, doctors and nurses, draw upon their talents in order to offer optimal overall management.

Gustave Roussy's ambition is to offer patients global care, combining humanity and clinical innovation. The Institute is committed to improving their quality of life by basic supportive care. In line with Plan Cancer 3 the Institute is also engaged to optimize the care process, especially in developing outpatient care which goes hand in hand with the less invasive treatments. Finally, Gustave Roussy manages to establish ways of improving relations with patients and addressing their current and future needs in terms of service.

Main research activities

An advanced research integrating fundamental, translational and clinical research.

Gustave Roussy's strength is integrating basic, translational and clinical research, and its capacity for innovation. Research is focused on three strategic approaches: personalised medicine, tumour immunology and DNA repair. The research groups have built up unrivalled expertise in personalised medicine, focused on the acceleration of the transfer of discoveries to patient care.

Education

High level training covering the whole fields of cancer therapy.

The transmission of knowledge is inseparable from research. L'École des Sciences du Cancer, founded in 2012 by Gustave Roussy and Paris-Sud University is a unique training facility in France and employs top-end teaching staff working on training courses covering every aspect of oncology: from basic research to clinical practice.



Gustave Roussy
114 rue Edouard Vaillant
94805 Villejuif cedex
France

General Director:
Prof. **Alexander Eggermont**

OECD contact person:
Dr. **Mahasti Saghatian**

Centre de Lutte Contre le Cancer Paul Strauss

www.centre-paul-strauss.fr

Referring Number
ID 57
Full Member

Director's foreword

The Paul Strauss Cancer Center is the comprehensive Cancer Center in region Alsace. His aim is to offer best cares for all of the patients in Alsace, at each step of the care process. The teams of the Center develop clinical and fundamental research to allow most of the patients to access to innovative treatments. As major actor of oncology in Alsace, the Center develops cooperations with hospitals and health care professionals involved in the cares for patients with cancer. As expert in oncology the Paul Strauss professionals share and disseminate their knowledges to the other health care professionals.

Description of the Centre and history

The Paul Strauss Cancer Center, is one of the 20 French Comprehensive Cancer Center gathered in the hospital group Unicancer. The Center was set up in 1923. Paul Strauss was Minister of the hygiene, social assistance and provident. He defined the main organisation principles of the French Cancer Comprehensive Centers.

Main research activities

Researchers of the Center are members of the university research team EA3430. The objectives of the team are defining the molecular mechanisms by which hypoxia promotes metastases and resistance to anticancer treatment, identifying markers involved into these mechanisms, optimizing therapeutics, developing new



therapeutic strategies combining several drugs with or without radiotherapy and validate these new strategies in early phase clinical trials. With high competences in epidemiology the team provides support for early phase trials, carries out studies to define the socio-economic determinants of cancer and analyzes quality of life and care satisfaction in patients with cancer. The team develops new Bayesian methodological approaches. These objectives are related to head and necks tumours, colon cancers, brain tumours, lung cancer, osteosarcoma and hematologic malignancies.

Core Facilities

The Paul Strauss Cancer Center gets together on one site all of the innovative cancer diagnostic and treatments means:

- Radiology and nuclear medicine: CT scan, MRI, mammography, breast biopsy device, PACS, PET-scan, gamma cameras
- Anatomopathology
- Oncogenetic
- Surgery: 27 beds (3 outpatients)
- Intermediate care unit (7 beds)
- Medical oncology: 92 beds (31 outpatients)
- Supportive cares: 12 beds (5 outpatients)
- Radiotherapy: 2 Primus accelerator, 2 tomotherapy platforms, 1 Novalis Tx, 1 Clinac iX accelerator and one brachytherapy unit (7 beds)
- Clinical Research Unit
- Pharmacy: centralised preparation unit (3 laminar flow hoods)

Education

Health professionals are involved in education, as university teachers for medical students or as in charge of education in several health profession schools or in education programs developed by the Center.

**Centre de Lutte Contre
le Cancer Paul Strauss**
3 rue de la Porte de
l'Hôpital,
67065 Strasbourg cedex
France

General Director:
Prof. **Xavier Pivot**

OECD contact person:
Mr. **Nicolas Salvi**
Deputy General Manager

Centre Jean Perrin

www.cjp.fr

Referring Number
ID 99
Full Member

Director's foreword

The field of oncology is constantly evolving affecting each day new people. The Jean Perrin Center devotes itself to patient care at all times by ensuring quality care, research and teaching excellence in cancerology and promotes innovations.

Description of the Centre and history

The JEAN PERRIN Center has been open since 1973. It is a private health institution of public interest, member of the UNICANCER group of the French National Union of Comprehensive Cancer Centers. Certified without restriction by French High Authority of Health in 2003, 2007, 2011 and 2016.

By actively participating in bringing together scientific research and medicine in order to develop all forms of medical applications, the Nobel Prize in Physics Jean Perrin lends its name to the will of the continuous progress that drives the teams of our Center of Struggle Against Cancer facing the disease.

Main research activities

The JEAN PERRIN Center is a regional reference hospital for an innovative and high precision cancer treatment and research allying safety, quality and respect for the human being.

The Jean Perrin Center is part of the development of ambulatory surgery in all areas of cancerology.



The departments of the Jean Perrin Center are at the heart of innovation.

Senology activity with breast diagnosis in 1 day and cryotherapy.

The new premises of the radiotherapy allowed the installation of 4 accelerators of high precision. Identified as a real highlight for the Jean Perrin Center, the service continues its dynamic approach to research with ever more powerful and high-tech tools and equipment.

The Clinical Oncology Pharmacy unit has seen its activity gradually increase with the acquisition of a Gallium generator and a new TEP SCAN, thus projecting the service in the future, linking performance and quality.

The Center for Innovation and Research in Nuclear Medicine (CIRMEN) at the Jean Perrin Center aims to become a world reference in the field of radiopharmaceuticals.

2017 was the year of the creation of IMOST, an INSERM labelled research team, dedicated to translational research and radio tracers in oncology.

Core Facilities

- 4 radiotherapy last generation equipments
- 5 scintillation cameras
- 2 TEP Scan
- 2 scanners
- 110 beds: 41 in medicine; 47 in surgery 15 in intensive care / monitoring 7 radio-protected rooms
- 30 places dedicated to chemotherapy
- 5 places for ambulatory surgery
- 2 places dedicated to the care of emergencies in Oncology
- 6 operating theaters

Education

Positive balance of our scientific production. General improvement of the quality of our publications and increased scientific visibility of the Center.

Faithful to its innovative spirit, the Center Jean Perrin, under the impetus of its medical team and its leaders, is committed to an ambitious project. To create a research and innovation group in cancer control organisations in partnership with the Clermont Research Center of Administration and Management (CRCGM - University of Auvergne).

Centre Jean Perrin
Rue Montalembert, 58
63100 Clermont-Ferrand
cedex 1
France

General Director (CEO):
Prof. **Frédérique Penault-Llorca**
Deputy General Director:
Mr. **Raphaël Zint**
Director of Medical Affairs:
Prof. **Christophe Pomel**
Director of Research:
Prof. **Florent Cachin**
Director of Care:
Mrs. **Marie-Agnès Bourg**

OECD contact person:
Mr. **Raphaël Zint**
Deputy General Director

Institut du Cancer de Montpellier (ICM)

www.icm.unicancer.fr/fr

Referring Number
ID 106
Full Member

Director's foreword

At the Montpellier Cancer Institute (ICM, Montpellier, France), nearly 1,000 people are working hard, every day, to participate in the fight against cancer. The patient is always at the centre of all decisions and actions, and is everyone's core priority. Dedicated to oncology, the ICM has four overarching aims: patients' care, research, prevention and teaching. Facing more than 17,000 new cancer cases in the Languedoc-Roussillon every year, the Institute has developed a medical and scientific strategy, with a national and international visibility.

Description of the Centre and history

Created in 1923 by a French authorities' ordinance, the ICM is one of the 18 French Comprehensive Cancer Centres, all non-for-profit private establishments entirely committed to fighting cancer. Directed by Prof. Marc Ychou, the ICM is a member of the UNICANCER group gathering all Cancer Centres in France. The ICM missions focus on a personalized and innovative global patient management (medical, psychological and social) from cancer detection to post-treatment follow-up. Over the years, the ICM rose at the forefront of the top-performing Comprehensive Cancer Centres for clinical, fundamental and translational research in France.



Main research activities

Research is a major founding mission of the Institute. A better understanding of the causes and mechanisms of cancer development will contribute improving disease prevention and screening, overall cancer management and patients' care and quality of life. Indeed, the ICM develops a research focused on the patient, spanning from fundamental biology to clinical applications. Research at ICM is organized in six areas: prevention, fundamental, translational, clinical and methodological research, and human and social sciences.

Over 200 researchers are working side-by-side, and with the medical teams, to progress in the fight against cancer.

ICM obtained the SIRIC label (Integrated Cancer Research Center) in 2017, for the second time, from the National Cancer Institute (INCa).

Core facilities

ICM doctors and researchers have access to state-of-the-art core facilities for the benefit of our patients. These include 1 MRIDianLinac, 6 Linear Accelerators, 8 operating rooms, 2 DaVinci surgical robot systems, 1 PET Scan, 2 MRI, 6 technical platforms (1 CyTOF, 1 Protein mass spectrometry ...).

Education

Education is strongly rooted in the ICM culture and its medical/paramedical teams are actively involved in university teaching activities as well as in paramedical training courses. In 2016, the ICM has opened the "Montpellier Cancer School" to offer a variety of training opportunities in cancer-related disciplines to health-care providers and scientists.



**Institut du Cancer de
Montpellier (ICM)**
208 Rue des Apothicaires Parc
Euromédecine
34298 Montpellier Cedex 5

General Director (CEO):
Prof. **Marc Ychou**
Scientific Director:
Prof. **David Azria**

OECD contact person:
Mrs. **Julia Gaubert**
General Affairs Manager

Institut Godinot

<https://institutjeangodinot.fr>

Referring Number
ID 109
Full Member

Description of the Centre and history

Canon Jean Godinot, a Jansenist monk, founded in 1740 a hospital for “cancered” patients; Institut Jean Godinot was thus the first cancer center in the world. The current Institute has evolved since 1976, date of its construction on another site in the city of Reims. Since then, the institution has evolved over time, the last major project being the construction of medical oncology hospitalization buildings that were previously located at the neighboring university hospital. In the very near future, a new day hospital will be built, a sign of the constant evolution of the Institute and its openness to the ambulatory care of patients.

Institut Jean Godinot is an institution exclusively dedicated to oncology, with a Department of Surgery-Anesthesia, a Department of Radiotherapy and a Department of Medical Oncology. In addition, the Department of Imagery and Nuclear Medicine, the Pharmacy Department and the Department of Onco-biology, together with the Support Care Department, ensure the multidisciplinary and comprehensive care of patients.

The quality of care provided has been recognized by the certification of the *Haute Autorité de Santé* at level A, without reserve. This procedure provided that all teams are dedicated to the patients, provided best care and enhanced quality of life.



Main research activities

Research is divided into three parts. **Clinical research** is one of the pillars of the Institut Godinot Institute with 10% of patients included in the clinical trials; moreover, the Institute's Clinical Research Department was ISO 9001 certified in 2017.

Besides, **academic research** consists of Immunology and Imaging INSERM labs, closely linked with the Champagne-Ardenne university hospital.

At last, **epidemiologic research** is conducted through a thyroid cancer registry, qualified at a national level since 2000. This registry was consulted at the request of the French Ministry of Health, following the Chernobyl accident, to assess whether there was a potential increase in the number of cancers. It also aims to provide epidemiologic data on thyroid cancer prevalence. Institut Godinot has also a Biological Resource Centre, including tumor and serum libraries, in such a way that samples are fully available to the researchers.

Education

Institut Godinot is the reference institution for training in oncology at two levels: graduate and post-graduate medical education and training. It plays a full role within the Faculty of Medicine of Reims. Health professionals are involved in both training programs covering medical oncology, radiotherapy nuclear medicine, and pharmacy, whereas post-graduate educational programs are developed by the institute, destined to liberal practitioners (pharmacists, general practitioners, nurses, ...).

Institut Godinot aims, before all, to patient care together with a high level of quality, the different staffs and general management being “Ensemble pour demain” (together for tomorrow).



Institut Godinot

1, Rue du Général Koenig CS
80014
51726 Reims Cedex

General Director:

Prof. **Yacine Merrouche**

Medical Director:

Prof. **Tan Dat Nguyen**

Scientific Director:

Prof. **Armand Bensussan**

OECE contact person:

Dr. **Isabelle Devie**

Quality Director and Risk Manager

Institut de cancérologie des Hospices Civils de Lyon

www.chu-lyon.fr/fr/institut-cancerologie

Director's foreword

The "Hospices Civils de Lyon" (HCL) is the 2nd University Hospital of France. By the creation of an original and integrative model of cancer care based on an institutional steering, the HCL cancer Institute "IC-HCL" federates all actors of HCL oncology, involving caregivers and managers.

Our Institute deals with all cancers at any age, including elderly and children, and excels in providing highly complex multidisciplinary treatments, such as high-dose chemotherapy with HSC support, robot-assisted surgery, intraperitoneal hyperthermic chemotherapy, gamma-knife and other high-precision irradiation techniques, immunotherapy, targeted therapy including precision medicine based on molecular biology. HCL Cancer Institute has a strong expertise in gynecologic tumors, breast cancer, haematology (lymphoid and myeloid), urologic, digestive, thoracic (including rare tumors of the thymus), neuroendocrine tumors, central nervous system malignancies, malignant melanoma, tumors of the peritoneum, and pediatric cancers.

Description of the Centre and history

With 14,000 patients, including 8,500 new cases each year, the "HCL" is one of the major cancer centers in the Rhone-Alpes area. Affiliated with University Claude Bernard Lyon 1, HCL is actively involved in academic research, medical teaching, along with patient care in all types of cancers in 12 hospitals localized in Lyon area.

Founded in 2014, the HCL Cancer Institute "IC-HCL" is a network inside the institution, whose missions are:

- To improve patient's care process and care trajectories
- To face the demographic and scientific challenges of the coming years
- To promote patient's access to diagnosis and treatment innovations

Referring Number
ID 111
Full Member



Main research activities

We are currently developing innovative strategies, such as:

- Phase 1 trials: combination of targeted therapies, chemo-immunotherapy, combined immunotherapy, targeted therapy + immunotherapy, combination of in situ oncolytic virus + immunotherapy, intra-vesical BCG + immunotherapy, HIPEC + immunotherapy, CAR-T Cells...
- Phase 2 and 3 trials in all solid tumors. 400 clinical trials are now opened at the IC-HCL level
- Translational biology: whole genome and whole exome sequencing, proteome sequencing, predictive molecular signatures, tumor mutational burden and immunotherapy efficacy, liquid biopsy, HRD genotype / phenotype and PARP inhibition...
- innovations in radiotherapy and surgery, hyperthermic chemotherapy

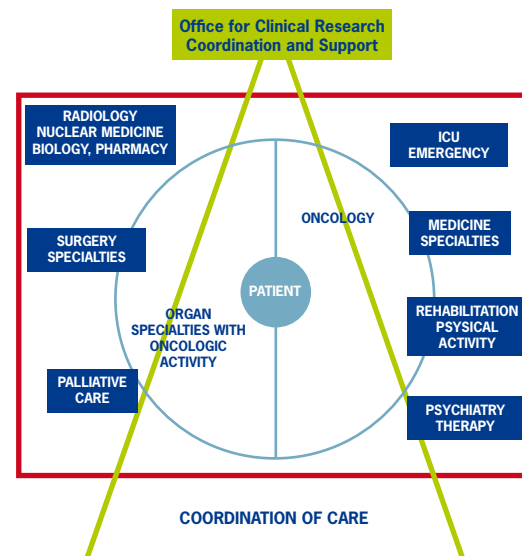
Core Facilities

Translational research projects are supported by the most recent genomics and proteomics facilities, pathology departments and biobanks, radiology departments, bioinformatics departments, with the coordination and assistance of the clinical IC-HCL office.

The IC-HCL is approved as an early-stage cancer clinical trial center (CLIP2) by the French National Cancer Institute (INCa). Every year, about 3500 of treated patients are enrolled in clinical trials.

Education

In association with the University of Lyon, the Institute provides training and education to health professionals, in the whole field of oncology based on modern pedagogy, supported by advances in medical knowledge and a strong research activity in the field of oncology and nutrition.



Institut de cancérologie des Hospices Civils de Lyon
3, Quai des Célestins
69002 Lyon

Medical Director:
Prof. **Gilles Freyer**

OECD contact person:
Mr. **Nadjat Medeghri**
Head of Clinical Research platform

Assistance Publique Hôpitaux de Paris – APHP-IUC

www.aphp.fr

Referring Number
ID 112
Full Member

Director's foreword

It is an honor for our institute to be part of this OECD community which brings together teams of excellence from different horizons.

Our main goal is to create a synergy between the professional care, research, education and management of cancer for the development of innovations in cancer care and the OECD represents a real opportunity to develop partnerships of excellence.

Description of the Centre and history

The IUC created in 2012, is the federative structure in charge of research & medical activities on cancer within two University Hospital of APHP (HUEP & HUPSL-CFX)* covering the eastern area of Paris in relation with Sorbonne University.

Some key figures : 5,000 healthcare professionals, 90 care & research teams, 16,000 cancer patients each year (including nearly 10,000 new cases).

* HUEP: University Hospitals of Eastern Paris – Saint-Antoine, Tenon, Trousseau and Rothschild ; HU PSL-CFX: Pitié Salpêtrière - Charles Foix.

Main research activities

30 clinical, translational and fundamental multidisciplinary research teams in cooperation with faculty biology, engineering, science, mathematics, physics human society are mobilized.

Regarding clinical research, all the topics are covered in solid tumors and hematology from pediatrics to oncogeriatrics, including also prevention & human society within in our 15 experts centers and 10% of treated patients have been involved in a research program in prevention, diagnosis or treatment. This expertise is recognized through more than a dozen NCI labels, as Integrated Cancer Research Site (SIRIC-CURAMUS), Early Phase Labeled Center for adult & pediatric (CILP), High



Risk of Female Cancers Center, Primary CNS lymphomas (LOC), High Grade Oligodendrogliomas (POLA), rare cancer and cancer in immunodeficient patients or viral induced, ESGO certified Ovarian Cancers Center.

Core Facilities

6 hospitals are offering close to 600 hospital beds dedicated to cancer patients. All the modern tools and platforms for prevention, diagnosis, treatment and follow-up of the patients as molecular Biology, NGS platform, Radiotherapy, Surgical robot, Pet IRM.. Cancer Risk Management Platform, Six clinical Research Group, biology and investigation clinical research, social facilities, Patient University.

Education

The education as part of the faculty of medicine and the larger Sorbonne University structure on all topics of cancer for all types of professionals : physicians, nurses, and new professions. The IUC specifically developed to inform and graduate patients, paramedical and medical professionals : cancer expert and partner patients with "Université des Patients", specialized oncology nurses, interdisciplinary PhD program, international educational partnerships with Sao Paulo University Cancer Institute (Brazil), Tisch Cancer Institute at Mount Sinai (New York, USA), Institute for Oncology and Radiotherapy (Belgrade, Serbia).



**Assistance Publique –
Hôpitaux de Paris
Institut Universitaire de
Cancérologie APHP. 6
Sorbonne Université
(IUC APHP.6-SU)**

Faculté de Médecine Sorbonne
Université
Site Pitié Salpêtrière 91
Boulevard de l'Hôpital
75013 Paris

Executive Director:
Prof. **Serge Uzan**
Education and International Relations
Director:
Prof. **Joseph Gligorov**
Medical Coordinator:
Dr. **Diariétou Ndiaye Gueye**

OECD contact person:
Dr. **Diariétou Ndiaye Gueye**
Medical Coordinator

APHP-CARPEM Institute

www.carpem.fr

Referring Number
ID 112
Full Member

Director's foreword

Pierre Laurent-Puig has been focusing his research activities on the identification of diagnostic prognostic and predictive markers based on genomic alterations mainly in digestive cancer and lung cancer for the last 30 years. He is a Professor at the Paris Descartes University Medical School. He is the director of the SIRIC CARPEM (2013 up to now). He works within the Department of Biology at the European Georges Pompidou Hospital (EGPh) Paris', where he is responsible for the Clinical Oncogenetics Unit and he is also director of the INSERM research unit "Personalized Medicine, Pharmacogenomics and Therapeutic Optimization - Descartes University".

Description of the Centre and history

The AHP-CARPEM INSTITUTE is a joint venture between the 3 University hospitals of Paris Descartes University: European Georges Pompidou hospital, Cochin hospital and Necker-Enfants malades hospital. They gathered their forces in oncology fields to provide a high quality cancer healthcare. Up together more 100 physicians and more 300 researchers, engineers and postdoc are dedicated to cancer treatment and research activities

Main research activities

APHP-CARPEM INSTITUTE gathers 21 research teams and 11 clinical teams to foster the development of translational research in oncology. The development of personalized or precision medicine requires the integration of different sources of knowledge to identify biomarkers that at the end render precision medicine useful for the daily medical management of patients. The main strategy of CARPEM institute is to promote the integration genomics with immunology to meet the challenge of oncology of the 21st century.



Core Facilities

The AHP-CARPEM INSTITUTE is strongly supported by outstanding technical facilities including: 24 operating rooms including 4 ambulatory surgery wards, surgical robots, 8 wards for digestive and bronchial endoscopy, 2 PET scans, 3 gamma cameras, 3 CT scans, 2 MRIs. The radiation therapy platform covers new radiotherapy techniques such as conformal radiotherapy including dose optimization methods, intensity-modulated radiotherapy. A cyberknife completes the Department's technical offer. It is the first dedicated extracranial radiosurgery system in the Ile-de-France region. As far as clinical cancer research is concerned, more 180 trials were ongoing in 2018.

APHP-CARPEM Institute
20 Rue Leblanc
75016 Paris

General Director:
Prof. **Pierre Laurent-Puig**

OECI contact person:
Prof. **Helene Cart-Grandjean**
Research and Innovation Director
for European Georges Pompidou,
Cochin and Necker-Enfants-Malades
Hospitals

Centre Henri Becquerel

www.centre-henri-becquerel.fr



Director's foreword

Establishment of private law, non-profit and of public utility, the Henri Becquerel Centre participates in the public hospital service. It receives public funding and is subject to the supervision of the Regional Health Agency (ARS). It falls into the category of health establishments Private Collective Interest (ESPIC). Its Board of Directors is chaired by the representative of the State in the region.

Referring Number
ID 63A
Associate Member

National and regional positioning

Henri Becquerel Centre is attached to the French Federation of Centres for the Fight Against Cancer - UNICANCER Group, which brings together 20 centers in France. This affiliation provides an additional guarantee of quality and innovation in their care missions of teaching and research at the service of patients. In Normandy, the Henri Becquerel Center and the University Hospital of Rouen form the regional reference center for cancer and formed together a Health Cooperation Group (SCG): The Regional Cancer Institute of Haute-Normandie (IRCHN).

Direction and Management

Like all Centres for the Fight Against Cancer, the Henri Becquerel Center is directed by a physician. It is surrounded by a Steering Committee and a Medical Conference Establishment (CME). This balance in the composition of the Directorate, between managers and doctors is a feature of the Centres for the Fight Against Cancer.

Main activities

Like all Centres for the Fight Against Cancer, the Henri Becquerel Center provides a threefold mission:

- Care: screening, diagnosis, treatment and monitoring of cancer
- Research: basic research, clinical research
- Education: student training of medical and paramedical sectors



Centre Henri Becquerel
Rue d'Amiens
CS 11516
76038 Rouen cedex 1
France

General Director and
Scientific Director (acting):
Prof. **Pierre Vera**

OECD contact person:
Prof. **Hervé Tilly**
General Director

The Innovative Partnership for Action Against Cancer Joint Action

The Innovative Partnership for Action Against Cancer Joint Action (iPAAC JA) is the third consecutive Joint Action dedicated to cancer control.

1 APRIL 2018

START



3
years



24
countries



44
partners

The general objective of the iPAAC Joint Action is to develop innovative approaches to advances in cancer control.

The key focus of the Joint Action will be on implementation, reflected in the **key deliverable**: the Roadmap on Implementation and Sustainability of Cancer Control Actions, which will support Member States in implementation of iPAAC and the previous CANCON JA recommendations.

CONTACTS

Project Management Team
National Institute of Public Health, Slovenia (NIJZ)
ipaac@nijz.si

Dissemination Team
Institute of Health Information and Statistics of the Czech Republic (UZIS)
ipaac-pr@uzis.cz

Official website of the iPAAC JA: www.ipaac.eu

INTERESTED IN COLLABORATING?

Contact us to receive news and information about upcoming Stakeholder Forums!

Deutsches Krebsforschungszentrum (DKFZ)

German Cancer Research Center

www.dkfz.de

Referring Number
ID 7
Full Member

Director's foreword

Founded in 1964 to serve the mission to fight cancer through research, the DKFZ evolved to Germany's largest biomedical research center with more than 3000 staff and to one of the leading biomedical research institutions worldwide.

Here, excellent scientists research to unravel the basic mechanisms leading to cancer, to identify risk factors and to develop new strategies for prevention, diagnosis and therapy. The translation of our results into the clinic is conducted in the National Center for Tumor Diseases (NCT) in Heidelberg and Dresden. This is where our research findings are put to the test in practice, paving the way for individualised cancer medicine.

Description of the Centre and history

Since 1964, the DKFZ serves the mission to identify and study cancer risk factors and to unravel mechanisms of cancer development. The findings from our basic research are systematically employed to develop new approaches for prevention, diagnosis and treatment.

Jointly with Heidelberg University Hospital, DKFZ has established the NCT Heidelberg where promising approaches from cancer research are translated into the clinic. A second NCT site was established in Dresden in cooperation with the University Hospital Dresden and the Helmholtz Center Dresden-Rossendorf. The Cancer Information Service (KID) provides cancer patients, their



families, and other interested parties with information that is readily understandable, scientifically founded, impartial, and up to date. In 2011, the German Consortium for Translational Cancer Research DKTK was founded to foster the nationwide strategic collaboration of the most excellent scientists and clinicians in exploring common cancer diseases.

Main research activities

The research at the DKFZ is conducted in approximately 100 research units that can be assigned to six Research Programs. The aim is to investigate and fight cancer in all possible ways. In the Cell and Tumor Biology program the fundamental mechanisms leading to tumor initiation, promotion and progression including metastasis are analysed on a molecular, cellular and functional level. Researchers of the Functional and Structural Genomics program map the genome, localize genes within the genetic material and investigate the functions of cancer relevant genomic areas. The research program Cancer Risk Factors and Prevention integrates data from the laboratory research, epidemiology and clinical studies and collects biological samples for the establishment of biobanks and databases. The role of the immune system in cancer development and treatment is investigated in the Tumor Immunology program. In the Imaging and Radiooncology program new imaging and radiotherapy technology is developed and implemented into the clinic.

The Infection, Inflammation and Cancer program investigates oncogenic viruses which led to the vaccine against the human papillomaviruses that cause cervical cancer.

Core Facilities

Six DKFZ Core Facilities provide the infrastructure for excellent research. Here, the scientists can find assistance in the planning, conduct and analysis of their experiments. Cutting-edge techniques and equipment in the areas of genomics and proteomics, imaging and cytometry and information technology are available. The sophisticated animal laboratory se experiments.

Moreover the library is supporting the scientists in all aspects of scientific information and communication.

Education

To support the early education of young scientists, the DKFZ established the Life-Science Lab which offers extracurricular opportunities to talented middle and senior high school students with a particular interest in math and science. Here, the focus is laid on the research conducted at DKFZ and partner institutions. For graduate students, the DKFZ offers its own PhD program. The Helmholtz International Graduate School for Cancer Research has approximately 500 members, from all divisions and research groups of the center. Here, PhD students receive world-class training in interdisciplinary cancer research in preparation for a successful career in science.

dkfz.
GERMAN
CANCER RESEARCH CENTER
IN THE HELMHOLTZ ASSOCIATION

Research for a Life without Cancer

GERMANY

75

Deutsches Krebsforschungszentrum (DKFZ)

Im Neuenheimer Feld 280
69120 Heidelberg
Germany

Scientific Director:
Prof. **Michael Baumann**
Administrative-Commercial
Director:
Prof. **Josef Puchta**

OECD contact person:
Prof. **Michael Baumann**
Scientific Director

Universitäts KrebsCentrum Dresden

University Cancer Center Dresden

www.uniklinikum-dresden.de

Referring Number
ID 53
Full Member

Director's foreword

The vision of the UCC is to establish an internationally competitive Comprehensive Cancer Center, well integrated and actively contributing in leading national and international networks battling cancer. The UCC and all its members are striving for excellence in multidisciplinary cancer care, cancer research, and teaching.

Description of the Centre and history

The University Cancer Center Dresden (UCC) is one of eleven nationwide "Top Oncology Centers" of the German Cancer Aid Society. The UCC received this award in 2007 as one of the first centers of excellence in Germany.

The University Cancer Center Dresden was founded in 2003 by the University Hospital and Medical Faculty Carl Gustav Carus as a Comprehensive Cancer Center for comprehensive interdisciplinary care of cancer patients, cancer research and education.

It is one of the eight partner sites of the German Cancer Consortium (DKTK) funded by the German Federal Ministry of Education and Research (BMBF).

Main research activities

Laboratory and clinical research follows Medical Faculty's profile line "Diagnosis and Therapy of Malignant Disease" and is focused on the following key research programs:

- Radiation Oncology and Imaging
- Stem Cell based Therapy and Research
- Molecular Biomarkers, Cancer Genetics and Functional Genomics



- Immunotherapy and Cancer Immunology
- Metastases Program
- Tumor site specific Research

In addition to individual research grants, the research activities are embedded in network and program grants.

Core Facilities

All UCC members have access to an excellent spectrum of research technologies in core facilities/ shared resources offering modern devices, state-of-the-art technologies and scientific services, covering the following main core services amongst others: ultradeep sequencing, light- and electron microscopy, FACS, mass spectrometry, biomedical services, bioinformatics, small animal imaging, microarray analysis, antibody facility, genome engineering, GMP facility etc.

Education

The aim of the University Cancer Center Dresden (UCC) is to promote an interdisciplinary education in oncology. For medical students of the 8th semester a DIPOL@-oncology course takes place. It conveys the principles of modern oncologic therapy. Medical students receive practical insights into the interdisciplinary patient care and the integration of clinical and basic sciences at UCC Prevention program.

The "UCC Prevention Center" addresses with several programs children at different age groups and young adults. Thousands participants are educated per year for sun protection, non-smoking, healthy diets and physical activity.



Universitäts KrebsCentrum Dresden

Fetscherstrasse 74
01307 Dresden
Germany

General Director:
Prof. **Gerhard Ehninger**

OECD contact person:
Dr. **Gunnar Folprecht**



Charité Comprehensive Cancer Center

<http://cecc.charite.de>

Referring Number
ID 76
Full Member

Director's foreword

The Charité is the largest university hospital in Germany and among the largest in Europe with three sites and more than 3,000 in-patient beds. The Charité Comprehensive Cancer Center (CCCC) is responsible for all cancer medicine, which comprises about one third of the Charité activities. It has central structures and groups for all main cancer entities: colorectal and other gastrointestinal, gynecological, breast, lung, prostate, skin, pancreatic, hematopoietic, head and neck, genitourinary, endocrine, neuroendocrine, pediatric, and neurological cancer, as well as sarcomas. The CCCC is dedicated to promote the integration of basic and clinical research. To foster excellent translational research, the CCCC takes advantage of a critical mass of scientists and clinicians, highly renowned research institutions located in Berlin and state-of-the-art facilities for conducting competitive projects.

Description of the Centre and history

The CCCC, founded in 2008, organizes and coordinates work in all areas of tumor medicine at the Charité hospital. High-quality care is accomplished by the CCCC through a unified, interdisciplinary approach to diagnosis, therapy, post-treatment care, and rehabilitation as well as modern strategies of prevention and early diagnosis of malignant forms of the disease. Since 2009, the CCCC is certified according to the standards of the German Cancer Society. Furthermore, the CCCC is member of the German Comprehensive Cancer Center Network and supported by the German Cancer Aid as "Interdisciplinary Oncology Center of Excellence in Germany".



Comprehensive Cancer Center
Universitätstumorzentrum

GERMANY

79

Main research activities

At the Charité, the two Berlin Universities (Humboldt-Universität and Freie Universität), and the biomedical research institutions in Berlin, a full range of cancer research is ongoing, spanning from very basic research to clinical and epidemiological research. The CCCC serves as a central gateway for all cancer-related research activities. Thus, it provides a platform for continuous exchange between clinicians and scientist.

Additionally, the CCCC is integral partner of the German Cancer Consortium (DKTK) which was founded in 2012. Core areas of interest in DKTK translational research are signal pathways in cancer development, molecular diagnostics, tumor immunology and immunotherapy, cancer stem cells, radiation therapy, therapy resistance, and drug development.

In March 2013, the Berlin Institute of Health (BIH) as a unique biomedical research institute was founded by the German government and will be integrated into the Charité – Universitätsmedizin Berlin. The CCCC takes part in all oncology related research and development activities to strengthen research in systems medicine using high-throughput and efficient omics technologies (genomics, proteomics, metabolomics), to establish a Clinical Research Unit and to provide further high-tech core facilities supporting translational research from bench to bedside.

Core Facilities

The CCCC central divisions provide various services for cancer patients and their family members, clinicians, practitioners as well as for scientists of different specialization. We can also support organizing internships in oncology, contact to projects, and ongoing clinical trials.

Our divisions are:

- Cancer Hotline
- Psycho-Oncological Counseling
- Interdisciplinary Outpatient Clinics
- Tele-tumor Conferences
- Clinical Cancer Registry
- Clinical Trial Unit
- Public Relations and Event Management
- Intercultural Communication
- Quality Management

Education

The CCCC, as institution within the Charité hospital, is partner of the Berlin School of Integrative Oncology (BSIO), which offers a structured 3-year doctoral program jointly educating natural scientists and physicians/medical students and providing excellent research conditions, a comprehensive curriculum, and a broad mentoring network. Furthermore, the CCCC is part of the postgraduate study program "Molecular Medicine". The objective of this Master course is to deepen and enhance already existing knowledge in the field of molecular medicine as well as furthering practical experience in research laboratories and on the ward.

Charité Comprehensive Cancer Center

Charitéplatz 1
D-10117 Berlin
Germany

Director:
Prof. **Ulrich Keilholz**
Deputy Director:
Prof. **Reinhold Schäfer**

OECD contact person:
Dr. **Verena Materna**

Országos Onkológiai Intézet

National Institute of Oncology

www.oncol.hu



Referring Number
ID 29
Full Member

Director's foreword

The National Institute of Oncology has been the epidemiological, organisational, methodological, treatment, research and training center of Hungarian oncology for more than half a century. We coordinate the Hungarian Oncology Network and our Institute is the only OECD accredited Comprehensive Cancer Center in Central and Eastern Europe. Annually we treat approximately 16 000 new inpatients, and the number of our outpatient events is close to 500 000. The Institute's greatest asset is the professional excellence and human strength of its staff.

Description of the Centre and history

The center was founded in 1936 as the Eötvös Loránd Radium and X-ray Institute. It was expanded, moved to its current location and designated the National Institute of Oncology in 1952. This introduced a new era in NIO's history, switching focus from radiological treatment to comprehensive oncology care.

Today, NIO is the hub of Hungarian oncology and we offer our services to the entire Hungarian population. We also coordinate and develop national cancer prevention and early detection programs. We maintain the National Cancer Registry and organise the Hungarian National Cancer Control Program, which in the past decade produced numerous guidelines and governmental health policies.

The institute has an extended international network with partners in 5 continents. We are members of most major EU and international organizations and we constantly participate in several European initiatives e.g. EurocanPlatform, ERA-NET TRANSCAN, and BenchCan projects.

Main research activities

NIO's multidisciplinary research platform covers the areas of clinical, translational, and basic research. We have 7 dedicated research departments, and several clinical and diagnostic departments are also heavily engaged in research activities. These are supported by the Institute as well as by external funding from International, EU and Hungarian grants. We are the only



Comprehensive Cancer Center

Issued on: 14 May 2018

Validity date: 14 May 2023

participating center in the EurocanPlatform project from Eastern and Central Europe. Our research/academic staff consists of: 13 full professors, 3 full members and 9 doctors of the Hungarian Academy of Sciences; 14 staff members have habilitation and 55 have PhD. Annually we produce more than 100 research publications with a cumulative impact factor over 300 as well as several academic and scientific books and book chapters. There are currently 100 running investigator initiated, EORTC, IBCSG or Company sponsored clinical trials (phase I-IV) at NIO.

Core Facilities

Research:

Next Generation Sequencing: Roche FLX Genome Sequencer System, Illumina MiSeq System
Animal House at Special Pathogen Free level: breeding BALB/c, C57Bl/6, BDF-1 and immunodeficient mice. License from Jackson Laboratory to use NSG immunodeficient mice

Thermo LTQ XL mass spectrometer

NIKON Eclipse 80i C1 confocal microscope

Flow cytometer: Beckman Coulter Cell Lab Quanta SC

Clinical:

4 CT scanners

3T MRI facility with spectroscopy

1 SPECT

1 SPECT-CT

2 mammography facilities

Interventional radiology unit

5 conventional radiation therapy accelerators with IMRT / IGRT / stereotactic system

Brachytherapy

Laser surgery facility

Full range endoscopic surgery facility

Central pharmacy

Clinical research unit

Education

NIO holds the oncology chairs of Semmelweis University of Medicine, University of Medicine and Pharmacy Targu Mures and partially that of Pécs University. We also host the Thoracic Surgery Department of Semmelweis University.

We organise courses in various disciplines of oncology for physicians, researchers and nurses, and also patient education courses throughout the year.

Our oncology courses are offered nationwide and accredited by Semmelweis University, where participants receive credit points (which are required for the Continuous Medical Education for MDs and nurses each year) upon successful completion. Postgraduate training in oncology was first developed at NIO and all specialisation exams are still taken here. Our professors are accredited and heavily engaged in graduate and postgraduate teaching activities at the Universities of Pécs, Debrecen and Szeged. We produced fundamental textbooks that are used nationwide.

Országos Onkológiai Intézet

Ráth György utca 7-9
H-1122 Budapest
Hungary

General Director:

Prof. **Miklós Kásler**

Deputy General Director:

Prof. **Csaba Polgár**

Medical Director:

Dr. **József Lövey**

OECD contact person:

Dr. **József Lövey**

Medical Director

Országos Korányi TBC és Pulmonológiai Intézet

National Korányi Institute of Tb and
Pulmonology

www.koranyi.hu

Referring Number
ID 80
Full Member

Director's foreword

The National Korányi Institute of Tb and Pulmonology was founded in 1901 by Korányi Frigyes. It lies in one of the most beautiful natural environment in Hungary. The Institute is far from the crowd and the pollution of the city, so the patients can enjoy fresh air and an exceptional view. Our colleagues are very committed to provide the best for our patients in diagnostics, treatment and prevention for various kinds of respiratory diseases and cancer.

Description of the Centre and history

The National Korányi Institute of TB and Pulmonology is the largest pulmonology institute in our country, with approximately five-hundred available beds for the hospital treatment of patients with respiratory diseases and cancer. Our institute is an oncology - pulmonology center performing active oncology and palliative activities through the close cooperation of its departments. The annually performed 15.000 patient treatment sessions are 65% due to lung cancer.

We are an oncology center accredited by European Society of Medical Oncology (ESMO), and member of the Organisation of European Cancer Institutes (OEI).



Main research activities

Our Institute has two separate research facilities, the Department of Tumor Biology, and the Department of Pathophysiology. The main fields of research are; accordingly, include tumor vascularization, biomarker studies and COPD research.

The frozen tissue bank archive, or "tumor bank," which contains tumor tissues removed from lung cancer patients during surgery as well as non-tumorous lung tissues and blood serum samples, is also a part of our research facilities. Fresh blood serum and tissue samples from lung cancer patients are continuously added to the archive and stored at -80°C. The goal of the archive is primarily to aid in further molecular biological research.

The Department of Tumor Biology has a close collaboration with the Semmelweis University as well.

Core Facilities

- diagnostics
- treatment
- rehabilitation
- palliative care
- research
- animal house

Education

Our physicians and scientists regularly hold lectures in the subject of pulmonology and oncology to MD trainees and students studying at health-care specialization secondary schools.

Field practice days are also organized at our clinical and pathology wards for these students.

The palliative ward also receives colleagues with a mental-hygienic secondary certificate for practical trainings. Within the frameworks of regular professional postgraduate trainings, our institute also teaches the basics of pulmonology and thoracic oncology.

Országos Korányi TBC és Pulmonológiai Intézet

Pihenő út 1.
H-1121 Budapest
Hungary

General Director:
Prof. **Gábor Kovács**
Medical Director:
Prof. **Ildikó Horváth**

OEI contact person:
Dr. **Krisztina Bogos**

Trinity St. James's Cancer Institute

www.tcd.ie

Referring Number
ID 101
Full Member

Director's foreword

The Trinity St. James's Cancer Institute integrates the long tradition of outstanding comprehensive cancer care delivered at Ireland's largest academic health campus at St. James's Hospital in central Dublin, with the research and educational excellence of Trinity College Dublin, Ireland's leading university, ranked within the global top 100. Our central mission is to provide excellent and innovative multi-disciplinary care for patients with cancer in an environment providing access to the best of cancer-related research and education, with the objective of continuously improving the cancer patient's experience and outcome.

Description of the Centre and history

In 2016, Trinity College Dublin and St. James's Hospital established a joint initiative to develop the Trinity St. James's Cancer Institute, bringing together the unique and complementary attributes of both institutions in the field of cancer. St. James's Hospital has developed over many years a comprehensive cancer care programme, with particular clinical and research strengths in upper gastrointestinal, haematological, thoracic and gynaecological oncology. On-site multi-disciplinary care pathways combine medical, surgical and radiation oncology, and include the national Adult



ACCREDITATION
AND
DESIGNATION
IN THE
ACCREDITATION
PROCESS



IRELAND

85

Bone Marrow Transplant Unit. Trinity College Dublin has an international reputation for excellence in cancer research, particularly in genetics, immunology, pharmacology and molecular pathology. Over 250 clinical and research staff now work together to advance the mission and further development of our Trinity St. James's Cancer Institute.

Main research activities

Research at the Trinity St. James's Cancer Institute is an integrated, thematic programme which involves a number of areas including basic science, translation medicine, health economics and planning, and global health. Our aims are to educate and to expand knowledge for best practice with regards to cancer research, as well as develop new treatments and strategies through a combination of biomedical and biomolecular research. Eight research programmes (lung, gastrointestinal, breast, prostate, thyroid/head and neck, haematological malignancies, gynaecological malignancies and skin cancer) have a designated clinical and scientific lead to organise and drive research for this area. Underlying these are translational research themes (cancer biology, cancer genomics, diagnostics, tumour immunology and immunotherapy, therapeutics and drug discovery, cancer prevention, lifestyle/obesity, survivorship and health economics), which provide the structure for multidisciplinary research projects with researchers from Trinity Biomedical Sciences Institute, Smurfit Institute for Genetics, CRANN and Trinity Translational Medicine Institute

Core Facilities

Primary core facilities exist at the Trinity Translational Medicine Institute and the Trinity Biomedical Sciences Institute – comprising Biosafety facilities, The Irish National Centre for High Content Screening and Analysis, Bioresource units and Laboratory for Characterisation of Advanced Biological Materials in addition to the Centre for Advanced Medical Imaging, and the Wellcome Trust – HRB Clinical Research Facility.

Education

The Institute provides extensive education programmes in Translational Oncology for undergraduate and postgraduate students, scientists, clinicians, nurses and other healthcare professionals. Education programmes are also designed to engage with public-patient involvement (PPI activities). The Institute offers scholarships and fellowship opportunities in clinical and translational research and directs a career development programme for young investigators: 'Training and educating tomorrow's leaders today'

**Trinity St. James's
Cancer Institute**
James's Street
Dublin 8
Ireland

Director:
Prof. **Paul Browne**
Medical Director:
Prof. **John Reynolds**
Scientific Director:
Prof. **John O'Leary**
CEO of Hospital:
Mr. **Lorcan Birthistle**

OECD contact person:
Dr. **Patricia Doherty**

Centro di Riferimento Oncologico Istituto Nazionale Tumori

www.cro.it



Referring Number
ID 3
Full Member

Director's foreword

CRO-NCI is an Institute for Research, Hospitalization and Health Care (IRCCS) of national importance that is devoted entirely to cancer research and care. Since its foundation, CRO is committed in improving public health by advancing medical knowledge, providing outstanding specialty medical care to persons, in the field of higher education of young researchers, new graduates and post-doc researchers in the field of oncology. It is a public, no-profit institute operating under the authority of the Italian Health Ministry for the clinical & experimental research functions and shared in the governance by the Friuli Venezia Giulia region as for patient care.

Description of the Centre and history

CRO-NCI was open in 1984 and accredited by the Italian Ministry of Health in 1990. CRO-NCI's mission is the improvement of public health by advancing medical knowledge, providing outstanding specialty medical care, and preparing tomorrow's physicians, scientists and other health professionals in the field of oncology. It is a public, no-profit institute.



Comprehensive Cancer Center

Issued on: 27 October 2014

Validity date: 27 October 2019

Main research activities

Research at CRO contributes to the advancement of scientific knowledge, the prevention and treatment of disease, and the strengthening of our economy from collaborations with private industry.

The current research activity is based on five research lines which are homogeneous and coherent with the Institute's objectives, all focused on biomedical research in oncology. New indicators for the evaluation of Departmental research activity in line with policy directives of the Health Ministry have been adopted. The five lines are:

- 1 Tumor genetics and biology (basic and translational research)
- 2 Tumor epidemiology and prevention
- 3 Hematologic neoplasias. Translational and clinical research
- 4 Solid tumors. Translational research to better diagnosis and treatment
- 5 Infectious agents associated tumors

Clinical research is based on mono- and multidisciplinary therapeutic protocols (conservative surgery in breast cancer, combined chemotherapy and radiotherapy in locally advanced, non small-cell lung cancer, interdisciplinary treatment of soft tissue sarcomas and ovarian tumors). Experimental research focuses on gene alterations as well as neoplastic transformation and progression; mechanisms of cell adhesion and migration; role of growth factors and growth factor receptors in hematological neoplasias; mechanisms of drug sensitivity and resistance; diet and cancer.

Core Facilities

The aim of the Core research facility CF1 Pharmacogenomics and tumor proteomics is to provide facilities and resources for peer-reviewed clinical studies. Other CF include:

- Flow cytometry
- Biobanking
- Centralized Clinical Trials Office

Education

Graduate students can conduct research training to reflect the cross-disciplinary nature of training in the sciences present within CRO-NCI. The newest tools in biomedical research are readily available and multidisciplinary research is fostered. A campus open to students worldwide but with particular attention to Eastern Europe in the future is at present under construction.

**Centro di Riferimento
Oncologico - Istituto
Nazionale Tumori**
Via Franco Gallini, 2
33081 Aviano
Italy

General Director:
Eng. **Mario Tubertini**
Medical Director:
Dr. **Valentina Solfrini**
Scientific Director (acting):
Prof. **Silvia Franceschi**
Administrative Director:
Dr. **Renzo Alessi**

OECD contact person:
Mrs. **Elettra Gislon**
Scientific Secretariat

IRCCS Ospedale Policlinico
San Martino

www.hsanmartino.it

Referring Number
ID 6
Full Member

Director's foreword

The merger between San Martino University Hospital and the Istituto Nazionale per la Ricerca sul Cancro has been a complex process, although things have moved more smoothly than possibly anticipated. The real issue was that both Institutions had vastly overlapping areas of interest, although a plan could be elaborated to eliminate the overlapping activities or to melt them. This process has been facilitated by the creation of the Disease Management Team, for the major oncology pathologies, which not only supervise the everyday activity, but also fix the rules according to which these activities should be conducted, select the most appropriate clinical trials and constitute a bridge between translational research and clinical activity. Oncologists can seek to the advice of specialists generally unavailable in Cancer Centers, patients with multiple morbidities, like the elderly, can be followed by multidisciplinary teams, including non-oncologists, and the accumulations of scientists with different backgrounds can generate new ideas while leading to a rationalization of core facilities.

Description of the Centre and history

The Institute originated from the merger of AOU San Martino and IST - Istituto Nazionale per la Ricerca sul Cancro of Genoa. It is a public institution which was constituted according to a Regional law as a Scientific Institute for Research, Hospitalisation and Health Care (IRCCS) of national interest. The Institute is part of the regional health service of Liguria of which it is the major hospital and collaborates with the University of Genoa for research, teaching and clinical training.

Main research activities

The Institute has three research areas:

Epidemiology

This is a traditional research field focused on cancer epidemiology, environmental influence on cancer and cancer registry, and subsequently expanded to methodology of clinical trials, molecular cancerogenesis, cancer genetics and organisation of supportive and end-life care for patients.



Comprehensive Cancer Center

Issued on: 21 May 2015

Validity date: 21 May 2020

OSPEDALE POLICLINICO SAN MARTINO
Sistema Sanitario Regione Liguria

ITALY

89

Tumor-Host Interactions

This was originated from the interest in Genoa for tumor immunology. Initially focused on natural immunity and to the specific immune response to tumor cells, has been subsequently extended to tumor cell/stromal cell interactions, to the role of inflammation in controlling cell growth and on the mechanisms of clonal expansion promoted by chemokine/cytokines. The mechanisms of graft rejection have been investigated given the long standing tradition of bone marrow transplants.

Specific therapies for cancer

Originally this line was intended to cover the topic of chemotherapy. However, this topic has been progressively extended to the new biologic targeted therapies, which are now the center of research interest. Major topics for these trials are lung, breast, GI tract cancers and melanomas and lymphomas.

Core Facilities

- FACS sorting
- Bio-banking facilities
- Animal facility
- DNA sequencing
- Clinical trials

Education

Teaching spans from the training of the new generations of physicians, of paramedics and nurses and also of investigators. Most of these activities are responsibility of the staff of the Medical School, although the Institute provides facilities at various levels and also the teaching role of non-university medical staff. The students can also have their PhD training in laboratories of the Institute and 50 post-doctoral fellows are on average completing their laboratory or clinical training.



**IRCCS Ospedale
Policlinico San Martino**
Largo Rosanna Benzi, 10
16132 Genova
Italy

General Director:
Prof. **Giovanni Ucci**
Medical Director:
Dr. **Alessandra Morando**
Scientific Director (acting):
Prof. **Antonio Uccelli**

OECI contact person:
Dr. **Giovanni Orenco**

Istituto Europeo di Oncologia

IEO European Institute of Oncology

www.ieo.it/en



Director's foreword

The European Institute of Oncology prepares to celebrate its twenty years of activity within a framework of financial stability and significant growth in treatment and research. At the same time the scientific publications have shown a further increase in impact factor with respect to an already record-breaking 2012.

The IEO model has demonstrated its sound validity over time, as the first private not-for-profit hospital in Italy, where scientific expertise and managerial skills have been combined. Our statute provides for the reinvestment of any profits into research and development. Thanks to this, the IEO has always been able to rely on its founding members who have constantly invested in, and supported, the outstanding ideas and commitment of the doctors, researchers, and staff.

Referring Number
ID 10
Full Member



Description of the Centre and history

The IEO (European Institute of Oncology), established in 1994, is one of the world's most prestigious oncological hospitals and the fastest-growing comprehensive cancer center in Europe. The IEO is a Research and University Hospital, which focuses on all the adult oncological diseases, carrying out:

- Clinical Activities
- Basic, translational and clinic research
- Training and education combined in a multidisciplinary approach with a mission of: "Excellence for a future without cancer"

Main research activities

One of IEO's major strength is its commitment to cutting-edge research in oncology, ranging from fundamental research to translational and clinical research, with the final aim of ensuring the best available diagnostic/treatment options and the most advanced experimental therapies.

Basic research: It is mainly focused on molecular and biological mechanisms of transformation.



Comprehensive Cancer Center

Issued on: 4 June 2014

Validity date: 4 June 2019

Emphasis is given to the generation of tumour models, applications of high-throughput screening technologies and development of computational tools and approaches.

Translational research: IEO has recently launched 3 translational programs: i) the Drug Discovery Program, focused on the translation of basic biomedical research into drug discovery projects; ii) the Molecular Medicine Program "Molecular Medicine for Care", which aims at driving discoveries from the basic research projects conducted at DEO into the clinical domain; iii) the SmartFood Program, focused on studying health protective factors in the diet for a new nutritional approach to disease and cancer prevention.

Clinical research: Closely connected with hospital assistance activities, it includes both disease-oriented and interdisciplinary research and entails a strong commitment for the inclusion of patients in observational studies and controlled clinical trials.

Core facilities

Some of our activities have a long-standing experience of clinical-research integration and represent a consolidated reference for our patients. They include the Advanced Radiotherapy Center (ARC) and the Multiparametric MRI.

We have recently adopted a matrix-type organizational structure, in which patient management and clinical research are mainly entrusted to vertical lines (Multidisciplinary Programs), while horizontal ones (Clinical Departments and Clinical Services Platforms) are entrusted with the task of providing resources and services, as well as ensuring technological innovation and research in their respective fields of expertise. The Multidisciplinary Programs include: the Breast Tumor Program, the Gynecologic Tumor Program, the Lung Tumor Program and the Urogenital Tumor Program. Other Multidisciplinary Programs are being structured, including the Immunotherapy Program, the New Drugs Program, and the Digestive and Hepato-Bilio-Pancreatic Program.

Finally the Clinical Trial Office supports IEO clinical research through the improvement of the management of the Clinical Trials conducted and promote clinical research, according to Good Clinical Practices.

Education

IEO Education was set up to coordinate all IEO educational and training activities related to patient management and clinical research, integrate them in an innovative manner, and thereby promote, both internally and externally the Institute's knowledge.

The main areas of actions are a) Clinical Science Seminars in Oncology with renowned speakers; b) the revision of the Grand Round created by Professor Veronesi in order to encourage the participation of all the healthcare staff; c) the design of online surgery courses (e.g. the Esagon Biennial Course), providing education and training courses online; d) the monthly publication of the IEO Edu newsletter; e) the launch of the new catalogue of IEO Web Education.

Istituto Europeo di Oncologia

Via Ripamonti 435
20141 Milano
Italy

Chairman:

Prof. **Carlo Buora**

Chief Executive Officer (CEO):

Prof. **Mauro Melis**

Chief Medical Officer:

Dr. **Fabrizio Mastrilli**

Scientific Director:

Prof. **Roberto Orecchia**

OECD contact person:

Dr. **Pier Luigi Deriu**

Head Officer Quality and Accreditation

Fondazione IRCCS - Istituto Nazionale dei Tumori di Milano

www.istitutotumori.mi.it



FONDAZIONE IRCCS
ISTITUTO NAZIONALE
DEI TUMORI

Director's foreword

The National Cancer Institute (INT) of Milan has always supported the OECI because we are convinced that collaboration and intensive networking among cancer institutes are essential to face the complex challenge posed by cancer to patients, healthcare stakeholders and society. Together with the other OECI members, we are proud to contribute by delineating and pursuing a common strategy in the battle against cancer and in the fight against inequalities in treatment within Europe.

Referring Number
ID 11
Full Member



Description of the Centre and history

Since its establishment in 1928, INT has always aimed to provide the highest standard of patient care while pursuing preclinical and clinical research and promoting its swift translation into better prevention, diagnosis, therapy, rehabilitation, and survival.

Main research activities

Current research includes investigation of molecular and cellular determinants and mechanisms of tumor onset, growth and progression, as well as analysis of inherited factors underlying genetic susceptibility to cancer. More therapeutically oriented studies are aimed at developing and selecting new target-specific agents. Identification of growth signals and checkpoint functions driving cell proliferation and survival is essential for the detection and validation of predictors of tumor progression and treatment response, and helps define new targets for drug therapy and novel therapeutic approaches that modulates cellular response by combining chemopreventive and anticancer agents. Antitumor immunity and the regulatory mechanisms interfering with the immune recognition of tumor cells are also being studied.



Comprehensive Cancer Center

Issued on: 12 February 2015

Validity date: 12 February 2020

Finally, crucial in designing and conducting prospective clinical studies is the strong and continuous collaboration between the Experimental Oncology and Clinical Departments. Epidemiological and translational research aims to gain knowledge of lifestyle and genetic risk factors for use in cancer prevention. We also look out for inequalities in prevention and treatment so that corrective action can be taken.

In this field, we focus on dietary intervention studies targeting the general population, high-risk subgroups, and cancer patients to minimize the risk of recurrence; the study of inequalities in survival and cure rates of cancer patients as the systematic description of cancer incidence, prevalence, and survival explains survival differences between and within countries, to devise actions that may reduce such inequalities; research on environmental and occupational risk factors, from standard epidemiological designs to the systematic monitoring of occupational risk by linking cancer registry data and occupational history files.

Core Facilities

Core facilities and equipment for research at INT include 1) a collection of annotated biological specimens with known clinical history; 2) updated databases with clinical information on patients enrolled in clinical studies; 3) laboratories for tissue culture, molecular biology, pathology and biochemistry; 4) a functional genomics facility with Illumina and Agilent platforms, and instrumentation for next-generation and Sanger sequencing; 5) statistical support for planning correlative and integrated translational research studies.

Education

PhD studentships, postdoctoral research fellowships, graduate student training, medical, nursing, psychology and social service training as well as continuing medical education are in our portfolio of educational opportunities. We provide education and training at a postgraduate level by offering a range of highly specialised Master courses, running the PhD programme of the Open University (about 20 students), and hosting about 30 PhD students from other universities.



Fondazione IRCCS Istituto Nazionale dei Tumori di Milano

Via Giacomo Venezian, 1
20133 Milano
Italy

President:

Dr. **Enzo Lucchini**

General Director:

Dr. **Luigi Cajazzo**

Medical Director:

Dr. **Patrizia Monti**

Scientific Director:

Dr. **Giovanni Apolone**

OECI contact person:

Mrs. **Daniela Majerna**

Istituto Nazionale Tumori
Regina ElenaRegina Elena National
Cancer Institute (IRE)

www.ifo.it

Referring Number
ID 15
Full Member

Director's foreword

Our Institute is the major comprehensive cancer institute in central Italy. It has a longstanding history in clinical and experimental oncology, which has been recently fostered by the creation of a single campus for a synergistic combination of patient care and research activities. Thus, the OECD accreditation represents a natural step towards the integration of our activities in the European system.

Description of the Centre and history

Established in 1933, IRE is one of the largest and renowned cancer centres in Europe. It has the most technologically advanced research facilities/laboratories in Europe supporting its diagnostic, preventive, therapeutic, predictive and prognostic approach. Its clinical & research activities are financed by Ministry of Health, Lazio Region and other public/private Institutes.

IRE is a member of various organizations: the Union for International Cancer Control (Union Internationale Contre le Cancer, UICC), the European Organisation of Cancer Institutes (OEI), the European Organisation for Research and Treatment of Cancer (EORTC - Early Clinical Trial Group). Furthermore, IRE has a Sister Program launched by MD Anderson, one of the world's most renowned cancer centres.



Comprehensive Cancer Center

Issued on: 10 September 2015

Validity date: 10 September 2020

Main research activities

Our inter-departmental approach (several specialists belonging to different departments working together to develop a diagnostic-therapeutic strategy) offers a better healthcare service system to patients, as well as optimizing and integrating prevention, early diagnosis and therapy. Among clinical activities, IRE is involved in the use of hyperthermia for the treatment of some tumors (melanoma, sarcoma), of intraoperative radiotherapy allowing to preferentially address neoplastic tissues, of accelerated breast irradiation. Moreover, innovative techniques such as minimally invasive surgery, hyperthermic intraperitoneal chemotherapy, and robotic surgery are routinely employed. The clinical research activities of the Hospital are complemented by basic and translational research projects. These research projects investigate underlying cancer mechanisms and new therapies approaching different research pathways based on molecular oncogenesis, immunology, molecular medicine and virology. The final aim of these activities is the discovery and implementation of new targeted therapies tailored to each patient. The new research facilities of the Institute provide the best technical support to its researchers.

Diagnosis through the use of highly sophisticated instruments (e.g. 3 Tesla NMR), and latest other technologies, as well as cancer prevention, genetic testing and counseling, HPV-related disease diagnosis/management, with a recently organised HPV Unit, palliative care, cancer survivors management and personalised therapies are other strengths at IRE, such as the Bone Bank. Translational research activities at IRE covers cellular and molecular biology, oncogenomics and oncogenetics, pharmacokinetics, pharmacogenomics, and preclinical models. The overall aim of these activities is "to bridge the gap between bench-to-bedside-to-community".

Core Facilities

One of the Institute's main priorities is treating breast cancer. IRE is also a Regional reference centre for the diagnosis and treatment of familial polyposis, multiple sclerosis and tumour-related epilepsy.

The activities include the optimizing the control of neoplastic growth of melanoma and sarcoma tumours, of radiation therapy and robotic surgery. Other projects focus on reducing neoplastic pain and targeted therapy.

Education

IRE offers multiple professional development training courses, designed to train healthcare workers, who are already qualified, certified or graduated professionals. As part of the CME criteria set by the Italian Ministry of Health together with an increased cooperation with Universities in teaching/training, IRE ranks as a training reference centre, through having set up a School of Corporate Training. On 29 September 2010, a decree no. 753, in accordance with the State-Regions Agreement of 5 November 2009, established an Education & Training Office as an ECM "Provider" affiliated with the Italian Ministry of Health.

Istituto Nazionale Tumori
Regina ElenaVia Elio Chianesi, 53
144 Roma
Italy

General Director:

Dr. **Francesco Ripa di Meana**

Scientific Director:

Prof. **Gennaro Ciliberto**

Medical Director:

Dr. **Branka Vujovic**

Administrative Director:

Dr. **Laura Frigorilli**

OECD contact person:

Dr. **Stefano Canitano**

Medical Radiologist

Istituto Oncologico Veneto IRCCS-IOV

Veneto Oncology Institute – IOV

www.ioveneto.it

Description of the Centre and history

The IRCCS Istituto Oncologico Veneto (IOV) was established in December 2005, after obtaining recognition of its scientific character from the Italian Health Ministry. The IOV is the only Comprehensive Cancer Center in the Veneto region. The IOV is member of the Italian network of Cancer Institutes (Alliance Against Cancer) and since January 2009 of the OECD. In 2014 the IOV has been designated by the Veneto Region, as a highly qualified hub center for the diagnosis, treatment and psychophysics rehabilitation of breast cancer. Veneto Region has also assigned the role of Hub center for the coordination of the Veneto Oncology Network (ROV). The IOV coordinates the programs, evaluates, assets and validates the diagnostic-therapeutic-care path, coordinates the activities of Research in oncology, defines the paths of vocational training and promotes information and communication. The IOV also pursues appropriateness criteria, applying accepted guidelines and coordinating the regional network of accredited laboratories and biobanks of molecular diagnostic oncology.

Referring Number
ID 70
Full Member

Main research activities

Research line n. 1: CARCINOGENESIS AND PRE-CLINICAL MODELS

Responsible: Alberto Amadori

The study of the causes of cancer and immunology provides data on the molecular mechanisms underlying the formation of tumors and reactions of the host, useful for developing preventive measures, diagnostic tools and innovative approaches to therapy.



Comprehensive Cancer Center

Issued on: 21 May 2015

Validity date: 21 May 2020



ITALY

97

Research line n. 2: PERSONALISED MEDICINE AND INNOVATIVE CANCER THERAPIES

Responsible: Conte Pierfranco

The personalised cancer medicine involves three fundamental steps:

- 1 Precision diagnostic Oncology (precision oncology)
- 2 The personalisation of cancer treatment based on the characteristics of gender, age, comorbidity, pharmacogenomics and the psychological profile of the individual patient
- 3 Design of clinical trials of innovative treatments based on studies conducted in preclinical models

Research line n. 3: MULTIDISCIPLINARY APPROACH TO ADVANCED CANCER DISEASE

Responsible: Zagonel Vittorina

This research line addresses these two main issues:

- 1 The biological characterization of cancer on primary tumors
- 2 Prospective studies in view of the great advances in locoregional therapies and diagnostics with advanced 'imaging'

Research line n. 4: APPROPRIATENESS, DIAGNOSTIC AND THERAPEUTIC ASSISTANCE PATHWAYS AND NETWORK PROGRAMS

Responsible: Carlo Riccardo Rossi

The establishment of a cancer network to ensure the uniformity of the diagnostic approach and therapeutic benchmarks

Core Facilities

The most qualifying facilities are:

- Cellsearch system for the evaluation of circulating tumor cells. It is one of the very few in Italy and serves different cancer institutes
- A comprehensive familial cancer center which performs both molecular diagnosis and clinical surveillance
- A molecular facilities is dedicated to somatic genomic of cancer and will be improved with a new core lab with next generation platforms

With this structure and 212 beds the IOV provides about 2,500 hospital inpatient and 3000 outpatient treatments. 400,000 are the outpatient services provided for the national health service.

Education

The IOV has an internal Continuous Education and Training Program, which in the period from 2010 to 2014 has involved participants of the medical, nursing and administrative staff of both IOV and peripheral oncological Units. Most of the training events were organized according to the national program of Continuous Medical Education (ECM).

Furthermore, the IOV hosts and actively collaborates with the Doctorate School in Oncology and Surgical, the Specialization School in Clinical Oncology and the Post-graduate Specialization School in Medical Radiology.

Istituto Oncologico Veneto IRCCS-IOV
Via Gattamelata, 64
35128 Padova
Italy


General Director:
Dr. **Patrizia Simionato**
Medical Director:
Dr. **Maria Giuseppina Bonavina**
Scientific Director (acting):
Prof. **Giuseppe Opocher**

OECD contact person:
Dr. **Silva Mitro**

IRCCS Istituto Clinico
Humanitas

Humanitas Research Hospital

www.humanitas.it

Referring Number
ID 92 
Full Member**Comprehensive Cancer Center**

Issued on: 10 April 2017

Validity date: 10 April 2022

HUMANITAS
RESEARCH HOSPITAL

ITALY

99

Director's foreword

A highly professional and experienced interdisciplinary team, personalised therapies, services for the patients such as home care and psychological support, cutting-edge technologies and constant attention to the international guidelines is what makes Humanitas Cancer Center one of the most advanced cancer care facilities in southern Europe.

Description of the centre

Humanitas Cancer Center operates within the Istituto Clinico Humanitas and is a specialist center for cancer research and therapy. Specialist rooms and therapeutic paths geared around the patients' needs combine with state-of-the-art technology and personalised therapies, with 360-degree assistance. Multidisciplinary cooperation is fundamental, at an oncological level but also between all the specialists who may be part of the therapeutic path.

Description of research

At Humanitas, research – which is fundamental for the improvement of the quality and results of treatment – encompasses all the areas of healthcare: prevention, screening, development of new drugs and support therapies, laparoscopic and robotic surgery, radiotherapy. All this without leaving out pre-clinical research, which focuses on the mechanisms underlying oncologic diseases.

Main research activities

Humanitas Cancer Center is focused on clinical and translational cancer research.

Clinical Research

Clinical research ranges from the generation of new surgical approaches to the development of novel radiotherapy techniques. Clinical trials in medical oncology range from early phase I to phase III studies.

The Hematology and Bone Marrow Unit conducts translational research as well as clinical trials with novel drugs and immunologically-driven approaches. The majority of clinical trials are aimed at developing new targeted agents as well as immunotherapy drugs.

Over the past three years, a Cancer-free Platform has been developed based on an innovative approach for the follow-up of patients that are disease-free since at least 3 years.

Clinical research is disease-oriented and interdisciplinary and entails a strong commitment for the inclusion of patients in controlled clinical trials as well as in observational studies.

Translational Research

Translational research takes advantage of fully equipped laboratories (tissue culture, molecular biology, pathology, biochemistry, genomics and bioinformatics) and core facilities (cell sorting, flow cytometry, genomics, animal house) equipped with state-of-the-art technologies. A tumour Biobank responsible for the collection of human biospecimens under strictly controlled conditions immediately after surgical and medical procedures is available.

Translational research is focused on two main issues: (i) identification of biomarkers for the detection of predictors of treatment response, both for targeted therapy and immunotherapy; (ii) use of high-throughput approaches for studying the genome, epigenome and transcriptome to investigate the biological and molecular mechanisms underlying cancer chemo-refractoriness.

Finally, the Cancer Center hosts multidisciplinary teams working on hereditary predispositions to breast, ovary, and GI cancer.

Main Fields Of Research

The current research activity is based on 8 main research lines:

1. Cancer prevention and Genetic counselling
2. Translational research with a special focus on genomic analysis of chemorefractory cancers
3. Precision medicine with a special focus on genomic tools for disease outcome prediction and monitoring
4. Phase 1 studies
5. Immunotherapy
6. Cancer-free program
7. Impact of polypharmacy on the management of elderly cancer patients
8. Rare tumors

Such activities are being developed in solid tumors as well as in hematological neoplasia based on a multidisciplinary therapeutic approach.

Core Facilities

Humanitas Cancer Center gathers highly specialised experts in oncology. The Outpatient Clinic is able to cater to all the patients' needs – be they cardiologic, rehabilitative or emergency-related – and is organised so as to guarantee support to relatives and continuous care – even after discharge – through home-hospitalisation and cooperation with local hospices. In addition, special attention is given to cancer survivors.

Education

Humanitas Cancer Center is part of the brand new University Hunimed, established in 2014, which has Degree courses in Medicine, Nursing and Physiotherapy. As a plus, Humanitas Cancer Center is authorised by the Ministry of Health as a centre of specialisation for physicians and regularly welcomes small groups of trainees in several different disciplines.

**IRCCS Istituto Clinico
Humanitas**

Via Manzoni, 56
20089 Rozzano - Milano
Italy

Chief Executive Officer (CEO):

Dr. Luciano Ravera

Medical Director:

Dr. Michele Lagioia

Scientific Director:

Prof. Alberto Mantovani

OECD contact persons:

Dr. Camille Grosso

Manager

Dr. Alexia Bertuzzi

Oncologist Head of Sarcoma
section

Prof. Armando Santoro

Director



Istituto Tumori Giovanni Paolo II, Istituto di Ricovero e Cura a Carattere Scientifico

National Clinical Research Cancer Centre,
Cancer Institute Giovanni Paolo II

www.oncologico.bari.it

Director's foreword

The Institutional responsibility of the Istituto Tumori of Bari, directly depending from regional NHS and from Ministry of Health, is to develop Translational Cancer Research to guarantee innovation in all fields of cancer care.

Description of the Centre and history

The Istituto Tumori of Bari has been recognised as National Clinical Research Centre in 1985. From 2011, it is located in a new definitive building where all most modern and innovative clinical, technological and laboratory facilities are available. It has 85 beds dedicated to solid and haematological cancers, 3 surgery halls, 1 hybrid surgery hall, 1 stereotactic RT surgery hall, all diagnostic technologies, a complete radiotherapy pathway (2 LINAC, 1 IORT, IMRT, Arc-Therapy, etc).

Main research activities

The Institute is characterized by a strong research environment only addressed to Translational Research in Oncology. A clinical Trial Unit is taking care of about 100 clinical trials concerning:



Referring Number
ID 4
Full Member



Clinical Cancer Center
Issued on: 12 February 2015
Validity date: 12 February 2020



ITALY

101

new drugs in phase IV studies, interventional radiology, new surgical approaches (H&N, GI, Breast, Gynecology), new RT procedures. Moreover, thanks to the availability of research laboratories for cellular therapies (GMP facility), pre-clinical drug development, functional biomorphology, genetics, proteomics, metabolomics the search for new biomolecular factor of clinical relevance is intensive and productive (IF>500 points in 2012). New Projects concerning genetic risk factors, early diagnosis biomarkers, predictive and prognostic indicators are ongoing. The Institute has several responsibilities at regional level and, among them, it is the coordinator of the Regional Tumour Registry, hub of the Regional Oncological Net, reference Biobank for Region of Puglia.

Core Facilities

The clinical research is based on a Clinical Trial Unit directly managed by the Scientific Direction. New drug studies are supported in specific by a GLP Pharmacy Unit, a pre-clinical/clinical drug laboratory, a GMP laboratory for therapeutic cellular approaches, a molecular pathology laboratory. In vitro research is performed in laboratories (pre-clinical drug development, functional biomorphology, genetics, proteomics, metabolomics) where NGS, Tissue microarrays, omics approaches and bioinformatic tools are available. The Institute has his own Biobank storing consecutive series of liquid and solid biological tissues. Within the Institute, the Regional Tumour Registry collecting data of a population of 4 million of subjects is located.

Education

Education is provided to everyone in the framework of the CME, for which the Institute has been recognised as official provider. Events organised directly by the Institute are addressed to educational needs of physicians, researchers, nurses, psychologists, supportive disciplines.

Hybrid Operation Room at the NCI of Bari



**Istituto Tumori Giovanni
Paolo II, Istituto di
Ricovero e Cura a
Carattere Scientifico**
Viale O. Flacco, 65
70124 Bari
Italy

General Director:
Prof. **Vito Antonio Delvino**
Scientific Director (acting):
Prof. **Nicola Silvestris**

OECD contact person:
Prof. **Attilio Guarini**
Director of Haematology Unit
Prof. **Angelo Paradiso**
Director of Experimental
Oncology

Istituto Nazionale Tumori - IRCCS “Fondazione G. Pascale” (INT-Pascale)

National Cancer Institute of Naples

Foundation “G. Pascale”

www.istitutotumori.na.it

Referring Number
ID 12 ★
Full Member

Director's foreword

The National Cancer Institute of Naples - Fondazione “Giovanni Pascale” (INT – Pascale) is the largest Clinical Care and Research Cancer Center in Southern Italy. The mission is the prevention, diagnosis and care of cancer and its combination with innovative research in oncology. The organisational model is based on that of US “Comprehensive Cancer Centres” in which multidisciplinary teams are dedicated in an integrated manner to tackle all aspects related to the care of cancer patients.

Description of the Centre and history

INT – Pascale was founded in year 1933 and in 1940 received the first recognition as research center. It is composed of four distinct buildings: 1) Main Hospital and Surgery (186 beds); 2) Day Hospital and Surgery (42 day hospital beds); 3) Research Building; 4) Administrative Building. Furthermore INT – Pascale owns an outstation entirely dedicated to Research and located in Mercogliano (AV). INT – Pascale has at the present approximately 800 employees of which 203 medical doctors, 50 biologists and 338 nurses.

Main research activities

The research activities of the INT – Pascale are organised in macro-areas. This organisation has the purpose of focusing the activities of INT – Pascale on major issues, to promote interactions between researchers from diverse fields, and to create a “critical mass” of projects that involve different expertises. The Macro-areas where research activities of the INT-Pascale are currently organized are called:

- Prevention and Risk Factors in Neoplastic Disease
- Tumor Markers and Innovative Diagnostic Procedures
- Integrated Treatments in Oncology
- Innovative Therapeutic Strategies in Advanced Disease



Clinical Cancer Center
Issued on: 11 June 2015
Validity date: 11 June 2020



**ISTITUTO NAZIONALE TUMORI
IRCCS - Fondazione Pascale**

The scientific productivity over the past two years has increased significantly and is now constituted by more than 220 publications/year in journals with an impact factor totaling approximately 1,000 points. Research activities are being financed both by funds made available by the Ministry of Health and by National and International competitive grants from various institutions. In the last years several International patent applications have been filed by researchers of the INT – Pascale which cover newly discovered diagnostics or therapeutics and recently the Institute has fostered the creation of two spin off SMEs.

A characterizing theme of INT – Pascale is represented by the strong commitment towards clinical experimental studies. INT – Pascale has an independent Ethical Committee which has approved more than 340 clinical studies (including both experimental and observational) between years 2007 and 2013. In year 2013 about 1000 internal patients have been enrolled in experimental trials. Finally in the last years the INT – Pascale has strongly invested in the set of a strong pharmacogenomic platform for molecular diagnostic and has become a reference center in Italy and Europe for Quality assessment of several molecular biomarkers for response to therapy (KRAS, EGFR, BRAF).

Core Facilities

- Pathology Lab with associated Biobank
- Centralized Clinical Pathology Laboratory
- Centralized Radiology
- Centralized Radiotherapy
- Minimally invasive surgery (Robotized “da Vinci” Surgical System)
- Pharmacogenomic facility
- Proteomic facility
- Animal facility
- Cyclotron and Radiopharmacy
- Phase I facility

INT-Pascale is investing in continuous technological improvements. In recent years, thanks also to the contributions in capital account from the Ministry of Health, the technological level of the equipment has improved thanks to the purchasing of: a Robotized “da Vinci” Surgical System; a new multicolor angiographer; a highly innovative robotic platform for rapid ex vivo drug testing. In addition, INT-Pascale has strategically invested in technological upgrading the radiation therapy unit, a high-specialty center, providing the structure several sophisticated instruments including a CyberKnife® System for precision radiotherapy.

Education

In 2013 it has concluded the process for the final accreditation of the INT – Pascale as National Provider CME. INT – Pascale has organized, in year 2013, N. 33 CME events. At the INT – Pascale are active both a Graduate Degree Course in Nursing and a Graduate Degree Course in Biomedical Laboratory Techniques.

Istituto Nazionale Tumori - IRCCS “Fondazione G. Pascale” (INT-Pascale)

Via Mariano Semmola
80131 Napoli
Italy

General Director:
Prof. **Attilio Antonio Bianchi**
Medical Director:
Prof. **Rosa Martino**
Scientific Director:
Prof. **Gerardo Botti**

OECD contact person:
Dr. **Gianfranco De Feo**

IRCCS, Centro di Riferimento Oncologico della Basilicata (CROB)

IRCCS, Referring Cancer Center of the Basilicata Region

www.crob.it

Director's foreword

The aim of the IRCCS-CROB Comprehensive Cancer Centre is to improve public health by advancing medical knowledge, providing the best treatments within the context of a complete multidisciplinary approach to the neoplastic patient. In order to meet the assistance and research objectives set out by the national and regional health planning, a full integration between clinical activities and translational research is pursued. The Institute is also committed to ameliorate quality of cares and quality of life of patients, adopting the principle of the centrality of the person with respect to health approaches.

Description of the Centre and history

The IRCCS-CROB is located in Rionero in Vulture (province of Potenza), in the northern area of the Basilicata region (South of Italy). After a starting-up phase shared with the Istituto Nazionale Tumori in Milan, in 2008 it was officially recognized as an autonomous, public, no-profit Cancer Institute for Research and Care (IRCCS) by the Italian Ministry of Health and the Regional Government of Basilicata.

The Hospital is a single building, with a covered surface of 32.000 sqm, 102 hospital beds for acute patients and 8 for palliative cares. IRCCS-CROB occupies a total of 406 structured employees, with different health and administrative profiles.

A complete management of adult solid tumors and hematological malignancies is ensured by three clinical Departments (Onco-Hematology and General/Woman Surgery). Two additional diagnostic and therapeutic Departments include Radiotherapy (the only one present in Basilicata), Nuclear

Referring Number
ID 72
Full Member



Clinical Cancer Center
Issued on: 11 June 2015
Validity date: 11 June 2020



ITALY

105

Medicine, Laboratory of analysis, Endoscopy and Echo-endoscopy, Cardiology, Radiology and Pathological Anatomy. Nephrology, Psychology and Bio-ethics services are also available.

The annual number of patients admitted for acute cares is about 3.000, that of day-hospital about 12.000; ambulatory visits and services are around 40.000 and 400.000, respectively. The IRCCS-CROB exerts a strong attraction from other neighbor regions; overall, the percentage of extra-regional patients is close to 50%.

The Institute coordinates the Regional Cancer Registry and Screenings for breast, cervix and intestinal cancers, and it is under evaluation for OECD and JACIE accreditations. The Units of Nuclear Medicine and Radiotherapy hold EANM/UEMS/AINM and ISO9001 accreditations, respectively.

Main research activities

According to the institutional research plan, the scientific objectives pursued are: a) new tailored treatments based on molecular traits of tumors (precision medicine); b) novel therapeutic targets and prognostic biomarkers; c) innovation in high technologies (radiology, nuclear medicine and radiotherapy), including procedures for monitoring environmental professional risks; d) tumor epidemiology, preventive/predictive medicine, quality of life and of treatments.

The current number of Researches is 59. The Laboratories of Clinical and Translational Research, occupying an area of about 1.600 sqm, are equipped with all needed facilities for advanced cytofluorimetric, cytogenetic, molecular and immune-histochemical diagnostics, as well as for next generation sequencing, gene expression profiling, transcriptome and methylation analysis, genotyping, protein screening, and SNP discovery.

About 400 scientific papers have been published so far in peer-reviewed journals, including New England Journal of Medicine, Lancet, Lancet Oncology, Cancer Cell, Journal of Clinical Oncology, Blood, Leukemia and Cancer Research. More than 200 clinical trials (comprising phase I and registrative studies) have been activated, with more than 4.000 patients enrolled.

Core Facilities

Hematopoietic stem cell transplantation

Thoracic, abdominal, breast, urologic, gynecologic and plastic/reconstructive specialised surgeries

Conformational, brachi- and intra-operative radiotherapy (n. 3 linear accelerators, including Trilogy Varian)

Metabolic therapies

High intensity focused ultrasound technology (treatment of localized tumors)

Pain therapy (vertebro/kypo-plasty)

Palliative and Intermediate/Interdisciplinary cares

Video-mediastinal toracoscopy 3D

3 Tesla RMN with laser-guided system for micro-biopsies

PET-TC (novel tracers, volumetric evaluation of neoplastic metabolism)

Bio-banking

Illumina genomic platform

Liquid biopsy (circulating tumor cells)

Laparoscopic radical prostatectomy 3D

IRCCS, Centro di Riferimento Oncologico della Basilicata (CROB)

Via Padre Pio, 1
85028, Rionero in Vulture (Pz)
Italy

General Director:

Dr. **Giovanni Battista Bochicchio**

Medical Director:

Dr. **Antonio Prospero Colasurdo**

Scientific Director:

Dr. **Alessandro Sgambato**

OECD contact person:

Dr. **Giovanni Storto**

Azienda Unità Sanitaria Locale di Reggio Emilia - IRCCS

Istituto in Tecnologie Avanzate e Modelli Assistenziali
in Oncologia

Institute for Advanced Technologies
and Healthcare Protocols in
Oncology-Research Lines

www.asmn.re.it

Director's foreword

The Research Institute for Advanced Technologies and Healthcare Models in Oncology is a 200-bed Research Cancer Center embedded in the context of a large General Hospital that, in addition to high quality care, conduct translational research with special attention to the reserve clinical approach.

Description of the Centre and history

S. Maria Nuova (ASMN) of Reggio Emilia is a 907 beds Public General Hospital. Founded in 1384, the six centuries long connection with the city and province is its greatest asset. In 2011, ASMN was also acknowledged as Research Hospital (IRCCS) for Advanced Technologies and Healthcare Models in Oncology by the Italian Ministry of Health. The clinical aspects are coupled with the Translational Research Laboratories and the Department Research and Statistics Infrastructure to provide specialistics competences (statistic analysis, data management, grant office) and support both Clinical and Research Scientists.



Referring Number
ID 79
Full Member



Clinical Cancer Center
Issued on: 8 December 2014
Validity date: 8 December 2019



SERVIZIO SANITARIO REGIONALE
EMILIA-ROMAGNA
Azienda Ospedaliera di Reggio Emilia
Arcispedale S. Maria Nuova

Istituto in tecnologie avanzate e modelli assistenziali in oncologia
Istituto di Ricovero e Cura a Carattere Scientifico

In the last years, the entire Hospital has been re-organised under the principles of Intensity of Care. Inter-departmental and inter-hospital units are being consolidated and integrated in the current Care Pathways (PDTA) for lung, ovary, colorectal cancer, mesothelioma and lymphoma. More PDTA will be developed in the next months: pancreatic, liver, head and neck and gynaecological and cancer neuro-oncology.

Main research activities

ASMN research activities, both oncological and non oncological, have enormously improved in the last years, with a huge increase of dedicated staff, facilities, projects and outputs. In 2013 ASMN counted 160 ongoing oncological clinical trials over a total of 260 oncological studies (CT, epidemiological and observational studies). In 2014 were also activated 34 pharmacological CT. In accordance to the National Plan of Healthcare Research, ASMN oncological research moves along the following four Research Lines: 1. Complex Oncological Pathology, facing the complexity of the cancer patient by developing pathways which are modelled to suit the needs and clinical, biological, genetic and personal characteristics of the patient 2. Advanced Diagnostic and Therapeutic Technologies, studying and evaluating new health technologies (drugs, diagnostics, devices, algorithms, classification systems) characterised by innovativeness (recent/new, promising but not validated, in use but not studied) 3. Healthcare Protocols and Oncological Pathways, developing, evaluating and validating complex clinical and/or organisational healthcare interventions 4. Targets and innovative therapeutic strategies in Oncology and Oncohematology, studying tumour microenvironment, inflammation, angiogenesis, immunity.

Core Facilities

In 2015 will be opened the new Onco-Haematological Centre, which will house the hospitalisation wards and laboratories, for a total of more than 15 thousands square meters. ASMN also recently set up new translational laboratories and acquired a linear accelerator Varian True Beam for radiotherapy. In addition, a new confocal microscopy facility will be consolidated, with the financial support of the Ministry of Health to the research project approved within Conto Capitale Call 2013.

Education

IRCCS-ASMN develops training and research programmes, promotes innovation and designs paths addressed to employees and collaborators to improve the skills and commitment of its practitioners.

Innovative educational paths have been developed in the last years on the topics: oncological medicine, palliative care, physician-patient communication, ethics and methodology in research, healthcare management.

**Azienda Unità Locale di
Reggio Emilia - IRCCS
Istituto in Tecnologie
Avanzate e Modelli
Assistenziali
in Oncologia,**
Viale Umberto I, 50
42123 Reggio Emilia
Italy

General Director:
Dr. **Fausto Nicolini**
Medical Director:
Dr. **Cristina Marchesi**
Scientific Director:
Dr. **Massimo Costantini**

OECD contact person:
Dr. **Elisa Mazzini**

Ospedale San Raffaele (OSR)

San Raffaele Hospital

www.hsr.it

Referring Number
ID 42
Full Member

Director's foreword

We aim at achieving optimisation of care and acceleration of cure by the clinical application of Translational Research. Specific goals are: 1) to maintain/reach "state of the art" clinical care for all types of cancers; 2) to improve logistic and organisation for ameliorating patient care; 3) to become second to none in specific cancers.

Description of the Centre and history

OSR has been the first private hospital established in Italy (1971). Shortly thereafter, OSR received the status of "Research Hospital" (IRCCS) by the Italian Ministry of Health. Since then, OSR has created various clinical, translational and basic research centers (for a total of over 100,000 sqm) dedicated to the cure of human diseases.

Main research activities

To overcome the biological barriers that prevent clinical advances in cancer we are developing new strategies based on the seamless and multi-disciplinary interaction between researchers and specialised clinicians funneling their activities into Research Programs. The scientific goals are based on the approach "build on strength". Four major areas of excellence have been identified: Cancer Microenvironment, Cancer Immunology and Immunotherapy, Breast and Prostate Cancer. We expect to develop a comprehensive blueprint for the risk stratification of individual patients and to identify new molecular targets to be translated into proof of principle clinical trials.

Core Facilities

OSR hosts facilities that include certified biobanks, anatomic pathology, animal vivariums, human, animal or cellular imaging (Pet/micro-Pet, 3T/7T MRI, ecography, tomography, intravital, confocal or electron microscopy) and services for cytometry, genomics, proteomics, informatics or statistics.

Education

OSR hosts the Section of Biology and Biotherapy of Cancer which is part of the Institutional PhD Program in Molecular Medicine, offers numerous post-doc opportunities at national and international level and is well prepared to host, train and mentor Physician Scientists.



Ospedale San Raffaele (OSR)

Via Olgettina, 60
20132 Milano
Italy

Chief Executive Officer (CEO):

Eng. **Elena Angela Maria Bottinelli**

Chief Operating Officer:

Dr. **Anna Flavia d'Amelio Einaudi**

Medical Director:

Dr. **Roberto Mazzuconi**

Scientific Director:

Prof. **Gianvito Martino**

OECD contact person:

Prof. **Paolo Ghia**



OSPEDALE SAN RAFFAELE

ITALY

European School of Oncology (ESO)

www.eso.net

Director's foreword and brief description

The European School of Oncology (ESO) is an independent non-profit organisation established in 1982 by the Italian cancer surgeon, Umberto Veronesi. The School's mission is to help improve the standards of treatment and care for cancer patients across Europe and "to contribute through education to reducing the number of cancer deaths and to ensuring early diagnosis, optimal treatment, and holistic patient care."

ESO holds 20-25 courses each year on various cancer types and methods of treatment and care. The courses take place primarily in Europe but also in the Arab world and in Latin America.

The School also holds Masterclasses in several disciplines in collaboration with many ECCO societies where participants are selected on a competitive basis. Successful candidates spend a week with leading oncologists who give plenary lectures on state-of-the-art clinical evaluation and treatments.

As well as traditional classroom education, ESO also has an online distance learning programme which includes fortnightly e-grandround webcasts and a Master online course in Advanced Oncology which is held together with the University of Ulm. Also in cooperation with the University of Ulm, the Certificates of Competence in Lymphoma and in Breast Cancer are organised.

Referring Number
ID 67
Full Member



In recent years, ESO has broadened its scope with the inclusion of conferences to its programme. Advanced Breast Cancer (the only professional conference to address the treatment and care needs of people with advanced cancer), Active Surveillance for Low-Risk Prostate Cancer, and Breast Cancer in Young Women. In 2012 ESO held the first World Oncology Forum (WOF) in collaboration with the *Lancet*, where leading clinicians, researchers, epidemiologists, advocates, policy makers and industry representatives came together "to evaluate progress in the war against cancer". The participants of the conference drew-up a 10 point strategy, entitled "Stop Cancer Now!" which called on world governments to take certain steps to help speed up progress in prevention, delivery of treatment and care, and development of effective affordable therapies.

ESO does not just focus its efforts on oncology doctors but it also recognizes the key role that others play in the treatment and care of patients. This makes ESO a true example of a multidisciplinary organisation. With this in mind, the School has included nursing in its courses, which are organised in collaboration with the European Oncology Nursing Society and was an active player in the creation of many European patient advocacy groups including the European Breast Cancer Coalition, Europa Donna, the European Prostate Cancer Coalition, Europa Uomo, the European Cancer Patient Coalition and LuCE.

ESO recognizes the importance the media plays in highlighting cancer issues through its annual awards, grants and training courses for journalists. It also provides media training for clinicians and other cancer professionals, to help them interact more effectively with the media.

Much of ESO's work and values are highlighted in its bimonthly magazine *Cancer World*. *Cancer World* explores the complexity of cancer care from various viewpoints and brings together the social, political, economic and organisational factors that impact on patient experience and outcomes.

Thanks to the support of independent donors, ESO continues to be one of the only organisers of courses, which are not dictated by sponsorship from industry. This enables ESO to maintain its mission and give space to those topics, which are often ignored.

Main activities

Educational events

Targeted educational programmes across different geographical areas

Clinical training centres programme

Distance learning

Certificates of competence

Cancer World magazine

Cancer media service

World Oncology Forum

Patient advocacy

Task forces



ITALY

111

European School of Oncology (ESO)

Via Turati, 29
20121 Milan
Italy

Chief Executive Officer (CEO):

Dr. **Alberto Costa**, MD

Scientific Director:

Dr. **Fedro Peccatori**, M.D. Ph.D.

Deputy Scientific Director

Dr. **Alexandru Eniu** M.D. Ph.D

e-ESO Department Coordinator

Dr. **Marco Siano** M.D.

OECD contact person:

Mr. **Gabriele Maggini**

Communication Manager

Fondazione IFOM - FIRC Institute of Molecular Oncology

www.ifom.eu/en

Referring Number
ID 71
Full Member

Director's foreword

Objectives in cancer research have become clearer than ever before: we aim at diagnosing cancer as early as possible by profiling tumors with specific mutations in order to identify and inactivate the processes which keep cancer cells alive. This is achieved through therapeutic strategies that convey the drug directly onto the tumor. Synergies as well as working in a multi-disciplinary and transnational environment are the fundamental tools that we have identified to get to meaningful results.

Description of the Centre and history

Founded by FIRC - the Italian Foundation for Cancer Research - in 1998, IFOM is an Italian highly technological, non-profit research centre headquartered in Milan, Italy, and with joint research laboratories in Singapore and Bangalore, India.



Main research activities

IFOM scientific activities are focused on the identification of the mechanisms that lead to tumor formation and the processes underlying the evolution of a normal cell into a cancer cell. IFOM scientists are organised in two sections dedicated to Chromosome Metabolism and Cell Biology & Signalling.

Core facilities

Researchers have access to a variety of state-of-the-art equipment located in both IFOM and Cogentech, a company providing scientific services on a commercial basis. IFOM facilities include advanced microscopy such as electron-microscopy, mass spectrometry, cell culture, zebrafish, drosophila and xenopus.

Services available through Cogentech include microarrays, mouse genetics, transgenic services, animal house, DNA sequencing, RealTime PCR and antibodies.

Education

Educational activities at IFOM are managed and coordinated by SEMM, the European School of Molecular Medicine. SEMM offers advanced education, of international standing, in emerging sectors of biomedicine, such as genomics, molecular medicine and nanotechnology, through PhD and Postdoctoral programs. The educational model adopted by SEMM involves intensive laboratory activity flanked by a program of advanced, interdisciplinary courses.

Fondazione IFOM - FIRC Institute of Molecular Oncology

Via Adamello 16
20139 Milan
Italy

President:
Prof. **Giuseppe Della Porta**
Chief of the Scientific Advisory
Board:
Dr. **Tomas Lindahl**
Scientific Director:
Prof. **Marco Foiani**

OECD contact person:
Dr. **Leonardo Biondi**
Chief Corporate Officer



Istituto Scientifico Romagnolo per lo Studio e la Cura dei Tumori [IRST]-IRCCS

Romagna Scientific Institute for the Study and Treatment of Cancer [IRST]-IRCCS

www.irst.emr.it


Referring Number
ID 77
Full Member

Director's foreword

IRST was created to pursue a strong belief: the fight against cancer can be won. IRST always aims to tighten the link between research and care, ensuring quality, originality, innovation and transferability of laboratory results to the clinical practice. IRST keeps as the center of every action and every project, safety, respect for the individual and the overall approach to patient, fully adhering to the principles of the National Health System as Universality and Equity, Proximity, Appropriateness, Cost, Quality. The main objective of the Health Service of Emilia-Romagna and Oncology Network of Area Vasta Romagna (AVR) and also IRST's engine is the project's "populational" approach intended as the promotion of a centralized coordination of oncology functions and activities, with a primary focus on meeting the needs of the citizens. IRST as 'hub' of the AVR Oncology Network directly manages the functions of the following disciplines: medical oncology, nuclear medicine, oncohematology, radiotherapy.

Description of the Centre and history

IRST-IRCCS is a public-private partnership between three public sector entities (Emilia Romagna Region, Romagna Health Authority, Borough of Meldola), and six private non profit organisations (a charitable organisation and some local bank foundations). It is fully integrated within the Public Health System. IRST was founded, in 2007, with the objective of promoting a strong connection between research and treatment, and with a specific vocation towards translational research, thus guaranteeing quality, originality, innovation and transferability to clinical practice. IRST operates in an environment characterised by a good level of quality of life, characterised by an older population than the national average, evenly distributed on the territory (67% of the municipalities have less than 10 thousand inhabitants). The high performance of the Oncology Network of Romagna in prevention, screening and care, contributes to lower mortality from cancer and a need to take charge of the patient for a longer (chronic) period of time.



SERVIZIO SANITARIO REGIONALE
EMILIA-ROMAGNA

Istituto Scientifico Romagnolo per lo Studio e la Cura dei Tumori

Istituto di Ricovero e Cura a Carattere Scientifico

ISTITUTO
SCIENTIFICO
ROMAGNOLO
PER LO STUDIO E LA CURA
DEI TUMORI

In this scenario IRST organises and coordinates:

- oncology research and clinical trials in the Oncology Network of Romagna
- the infrastructure necessary to promote, conduct and evaluate research and cancer care in Romagna
- treatments with emerging or innovative technologies
- continuous training in the field of oncology

IRST is recognized as:

- Mesothelioma Reference Center of the "National Organizing Network for malignant mesothelioma of the pleura"
- Osteo-oncology Center, identified by the Italian Society of Osteo-oncology (ISO) as a promoter of the network of specialised centers that address with a multidisciplinary approach the problem of bone metastases and the maintenance of bone health in oncology
- Responsible of the Regional Cancer Biobank
- Rare Cancer Center for Regional and National Networks
- Regional Reference Centre for the prescription of innovative drugs in oncology

Main research activities

- Development of management and health care organisation models in the Oncology Network of Romagna functional to continuity and quality in prevention, diagnosis and treatment
- Development of clinical and biological rationale for innovative clinical trials, multi-center trials for the development of new drugs and evaluation of innovative technologies for advanced therapies in oncology
- Experimental models for the study of biomolecular pathways and mechanisms of carcinogenesis, invasion and dissemination of tumors as a basis for translational research in oncology

Core Facilities

- Biosciences laboratory
- Non-coding RNA preclinical laboratory
- Radiobiology Laboratory
- Flowcytometry
- DNA sequence facility
- Somatic cell therapy laboratory (Cell factory)
- Biological Resource Center – Biobank
- Radiopharmaceutical production laboratory
- Antiblastics laboratory
- Medical physics laboratory
- IT service
- Unit of Epidemiology and Cancer Registry
- Unit of Biostatistics and Clinical Trials
- Radiometabolic medicine
- Radiotherapy
- Imaging innovation
- Psychooncology service
- Osteoncology center (multidisciplinary)
- Genetic counseling
- PET (Imaging innovation)
- RMN 3Tesla

**Istituto Scientifico
Romagnolo per lo Studio
e la Cura dei Tumori
[IRST]-IRCCS**

Via P. Maroncelli, 40
47014 Meldola (FC)
Italy

General Director:
Dr. **Giorgio Martelli**
Medical Director:
Dr. **Mattia Altini**
Scientific Director:
Prof. **Giovanni Martinelli**

OECD contact person:
Dr. **Marna Bernabini**
Quality Manager

Istituto di Candiolo
FPO-IRCCS

Candiolo Cancer Institute FPO-IRCCS

www.ircc.itReferring Number
ID 104
Full Member**Director's foreword**

Today's science, tomorrow's medicine. The mission of the Institute is to make a significant contribution to the fight against cancer. Research carried out at FPO-IRCCS covers a wide spectrum of domains, from fundamental to preclinical, translational and clinical. Tight connections between research and clinical units facilitates rapid transfer of research results to clinical practice.

Description of the Centre and history

The Piemontese Foundation for Oncology (Fondazione del Piemonte per l'Oncologia – FPO) was established in 2008 to run the Candiolo Cancer Institute (built in 1996), a leading comprehensive cancer center. The Institute was recognized as a Research Hospital (FPO-IRCCS) by the Italian Ministry of Health (2013). Its more than 500 employees are involved in patient care and cutting-edge research, conducted in collaboration with the University of Torino, to make a significant contribution to the fight against cancer.

Main research activities

The Institute is focused on: (i) conducting translational, preclinical and clinical cancer research; (ii) promoting a rapid transfer of research results to clinical practice; (iii) developing and performing the latest diagnostic and treatment techniques using state of the art technologies; (iv) contributing to early diagnosis and prevention of cancer by identifying underlying genetic or environmental factors.




Integration of the above activities can be defined as “Molecular Clinical Oncology”, a novel discipline aimed at providing an unprecedented clinical value to the concept that cancer is a disease of genes. Thanks to the possibility of classifying tumors based on the presence of defined molecular alterations, giving patients a treatment tailored to the molecular makeup of their tumor has become a feasible objective and in some cases common practice.

Core Facilities

- Oncogenomics Center (OGC);
- Bioinformatics Center (BIC);
- Oncology Imaging Center (OIC);
- Flow Cytometry Center (FLOCC);
- Xenopatiens' Biobank (XEBB).

Education

The Institute has a framework agreement with the University of Torino, and hosts the following courses of the Medical School: Histology, Biochemistry, Medical Oncology. Four different PhD programs are offered: Molecular Medicine, Complex systems for Life Science, Biomedical Sciences and Oncology, Oncological Science. Medical residency of Oncology, Radiology and Pathology.

**Istituto di Candiolo
FPO-IRCCS**

Strada Provinciale 142,
km 3,95,
10060 Candiolo (TO)
Italy

President:

Dr. **Andrea Agnelli**

General Director:

Dr. **Antonino Sottile**

Medical Director:

Dr. **Piero Fenu**

Scientific Director:

Prof. **Anna Sapino**

Administrative Director:

Dr. **Salvatore Nieddu**

OECD contact persons:

Prof. **Enzo Medico**Dr. **Carlo Vigliani**

Istituto Oncologico del Mediterraneo (IOM)

Mediterranean Institute of Oncology

www.grupposamed.com

Referring Number
ID 108
Full Member

Director's foreword

The Mediterranean Institute of Oncology activities are focused on the developing a diagnostic and therapeutic approach of high quality and multidisciplinary, with respect to the continuous technological and experimental advances in oncology.

The Institute Mission is focused in striving for excellence in oncology through innovation and research.

Description of the Centre and history

The Mediterranean Institute of Oncology (IOM), recognized by the national service and certified with UNI EN ISO 9001:2008 system, was founded in 2003 as a highly specialized oncological center. IOM takes care of patients through qualified professionals and advanced equipment, enhancing through translational research patient's health and well-being.

Within the institution operate units of Medical Oncology, Onco-Hematology with a specialized section in bone marrow transplant, Surgical Oncology (Thoracic Surgery Unit, Breast Unit, Neurosurgery Unit, Urologic Surgery Unit, GYN Unit, ORL Unit) and a post-operative intensive care unit.

Outpatient clinics and services include: Laboratory Medicine Unit, Imaging Unit, Anatomic Pathology and Molecular Diagnosis Unit, Dermatology Unit, Endoscopy Unit.

The Institute includes a Foundation (Fondazione IOM), a non-profit organisation established in 2004. It aims to pursue and disseminate scientific research activities in the oncology field, to engage in cancer prevention and promoting training activities in the oncology field. The current research activity focuses mainly on Stereotactic Radiation Therapy



Main research activities

The Mediterranean Institute of Oncology main research activities includes both basic research and clinical research and are focused on molecular characterization of neoplasms, miRNA role in tumors, Exosome role in tumors and includes a number of clinical research project focused mainly in gastrointestinal, neuroendocrine, genito-urinary and breast neoplasms.



Core Facilities

Linear Accelerator: the TrueBeam-Novalis STx is an integrated platform of radiotherapy and radiosurgery guided by images that guarantees a high efficacy and precision for the radiotherapy treatments.

Education

For many years, IOM Foundation invests in the continuous training through conferences, seminars and courses that can encourage interdisciplinary discussion among experts, the discussion of clinical cases, the comparison with representatives of the high-level sector from reference centres.



Istituto Oncologico del Mediterraneo (IOM)

Via Penninazzo 11
95029 Viagrande, Catania
Italy

Chairman of the board:

Dr. **Roberto Cunsolo**

Chief Executive Officer:

Mr. **Ettore Denti**

General Director:

Dr. **Domenico Musumeci**

President of the Scientific

Committee:

Prof. **Leonardo Santi**

Coordinator of the Scientific

Committee:

Dr. **Lorenzo Memeo**

Director of the Department of

Experimental Oncology:

Dr. **Giorgio Giannone**

CEO of IOM Foundation:

Dr. **Rodolfo Cifrodelli**

OECD contact persons:

Dr. **Domenico Musumeci**

General Director

Dr. **Lorenzo Memeo**

Coordinator of the Scientific
Committee

IRCCS - Istituto di Ricerche Farmacologiche Mario Negri

Mario Negri Institute for Pharmacological Research

www.marionegri.it



Referring Number
ID 69A
Associate Member

Director's foreword

The "Mario Negri" is an independent research Institute involved in experimental and clinical pharmacology, development of novel therapies in different therapeutic areas including rare diseases.

Description of the Centre and history

The Mario Negri Institute is a not-for-profit biomedical research organisation. It was founded in Milan in 1961, according to the will of Mario Negri a philanthropist, and it has now two units in Bergamo and Ranica (BG).

Main research activities

Characterisation of the mode of action of new anticancer agents including natural products and differentiating agents.

Establishment of new preclinical tumor models with defined genetic alterations or recapitulating the molecular characteristics of the cancer patients.

Conduction of clinical trials with translational research endpoints.

Design and testing of rational/effective drug combinations.

Epidemiology of cancers and their determinants.

Core Facilities

Core facility for planning, organisation and coordination of experimental controlled and observational clinical studies. Core facility for in vivo imaging of tumors and metastasis in animal models, with available microTC, Optix scan and MRI. Core facility for pharmacokinetics with the availability of mass-spectrometry. Core facility for transcriptomics, genomics, proteomics and metabolomics. Pharmacological screening of large cancer cell line panels, tumor xenografts and patients-derived xenografts.

Education

The institute holds courses for specialised laboratory technicians, and for graduates intending to do research. The Institute has set up a Ph.D. course in collaboration with the Open University UK.

It takes part in a range of initiatives to communicate information in biomedicine, on a general level and with the specific aims of improving health care practice, and encouraging more rational use of drugs.



IRCCS - Istituto di Ricerche Farmacologiche Mario Negri
Via G. La Masa 19
20156 Milan
Italy

General Director:
Prof. **Silvio Garattini**

OECD contact person:
Prof. **Silvio Garattini**
General Director

Ente Ospedaliero Ospedali Galliera

Galliera Hospital

www.galliera.it



Referring Number
ID 87A
Associate Member

Director's foreword

If it's true that doing research means a better clinical care, being part of a network of cancer research institutes helps to share the scientific efforts to better address the most compelling challenges of the daily clinical practice.

Description of the Centre and history

The Hospital was built between 1877 and 1888 at the behest of the marchioness Maria Brignole Sale, duchess of Galliera. With D.P.C.M. 14/07/1995 has been identified as a Hospital of National Importance and of High Specialization. The hospital is organised in 10 health departments, 4 administrative departments and 4 inter departments with an availability of nearly 500 beds.

Main research activities

The Impact Factor Normalized (IFN) increased 8-fold in the last years, from 64 in 2003 to 506 in 2013.

Among the excellences known nationally and internationally, we cite:

- The Unit of Medical Oncology, certified to perform phase I/II chemoprevention trials by the NCI - NIH, USA;
- The Department of Radiological Area, one of the landmarks in the field of diagnostic imaging and in the development of new imaging software in collaboration with the University of Genoa;
- The National Marrow Donor Registry, the national reference for the search for hematopoietic stem cells from unrelated donors (transplantation purposes);
- The Units of Genetics, known experts in diagnostic & molecular cytogenetic, also due to the "Galliera Genetic Bank", storing biological samples from rare diseases.

Core Facilities

The Hospital has a Pole Clinical Technology that includes: 1 Positron Emission Tomography (PET), 3 Computed axial tomography (CAT), 3 Magnetic Resonance, 3 Linear Accelerators, 2 Angiography and 1 MID (Iron Metal Detector), unique in the world.

Education

The historical school of Nursing located at the hospital is now a "teaching center" of the University Degree Course in Nursing, graduating each year nearly 30 new Nurses & 50 Professional Social Operators.



Ente Ospedaliero Ospedali Galliera
Mura delle Cappuccine 14
16128 - Genova
Italy

General Director:
Dr. **Adriano Lagostena**
Medical Director:
Dr. **Roberto Tramalloni**
Scientific Coordinator:
Dr. **Gian Andrea Rollandi**

OECD contact person:
Dr. **Gian Andrea Rollandi**
Scientific Coordinator & Director
of the Radiology Unit

Istituto Dermatologico S. Gallicano

S.Gallicano Dermatological Institute

www.ifo.it



Referring Number
ID 97A
Associate Member

Director's foreword

The Department of Oncologic Dermatology performs its clinical and translational activity in the prevention and treatment of the skin precancerosis and cutaneous tumors.

Description of the Centre and history

The Institute studies skin tumors since the 1926 when it was recognised as public national centre for the application of the plesio-roentgen therapy as a new therapeutic method.

Main research activities

Epidemiological and clinical studies about environment, actinic keratosis, NMSC and Melanoma. Genetic studies about familial and multiple melanoma. Histological, biomolecular, immunohistochemical and genomic mutation (BRAF) study of skin tumors in collaboration with dermatopathology Service. Cancerisation field. Studies on genetic connection between skin cancers and Poliovirus or Papilloma virus for specific immunotherapies.

Core facilities

Three surgery rooms for outpatients, one surgery room for inpatients. Diagnostic tools: video and confocal microscopy, biopsy. Genetic Service. Physical and surgical excision, photodynamic therapy, electrochemotherapy for cutaneous metastatic cancer, adult stem cell fat tissue grafting techniques for post oncologic rehabilitation.

Education

Membership of IMI. Clinical and translational collaboration with Regina Elena oncologic Institute, particularly in the melanoma vaccine study. European reference network for rare skin and mucosal tumours.



**Istituto Dermatologico
S. Gallicano**
Via Elio Chianesi 53
00144 Roma
Italy

General Director:
Dr. **Francesco Ripa di Meana**
Medical Director:
Dr. **Branka Vujovic**
Scientific Director:
Prof. **Mauro Picardo**
Administrative Director:
Dr. **Laura Frigorilli**

OECD contact person:
Dr. **Emilia Miglino**

ECCO2019
EUROPEAN CANCER SUMMIT

SAVE THE DATE
12-14 September 2019
Brussels, Belgium

EUROPEAN CANCER CARE: ACROSS BORDERS

The ECCO 2019 European Cancer Summit will bring together worldwide leaders from cancer care, research, patient advocacy and public-private sectors in a unique multi-stakeholder forum.

Reaching the 70:35 Vision for cancer – 70% long term survival for all cancer patients across Europe by 2035 – requires breaking down the borders of cancer care: between countries, professions, sectors and stakeholders.

Join us to chart how to make that happen sooner, and be part of the border-breaking community in cancer care!



eccosummit.eu
ecco@eccosummit.eu
#eccosummit



National Cancer Institute

www.nvi.lt



Director's foreword

The main activities of National Cancer Institute (hereafter – NCI) is to coordinate cancer treatment, science and education aspects, help to solve the problem of cancer in the country, coordinate and carry out scientific research, education, as well as preventive and therapeutic activities in the field of oncology. In the recent past all these activities have been in the Institute's vision, but they became reality after Institute's reorganisation in 2014, July 2. OECD accreditation was very important factor to reach reorganisation and become a leading Institute in Lithuania.

Referring Number
ID 33
Full Member

Description of the Centre and history

National Cancer Institute (NCI) – is the only specialised cancer treatment and research institution in Lithuania, which was established in 1931. The mission of the NCI is to carry out international research in the field of oncology and to achieve results, which could improve cancer treatment efficiency and reduce mortality from cancer, to train scientists and highly qualified specialists, to strengthen the country's scientific potential and competitiveness in the European Research Area. In 2013 the NCI was accredited by the Organisation of European Cancer Institutes (OECI) as the Clinical Cancer Center.

Science

The NCI has four scientific research laboratories (Molecular Oncology, Carcinogenesis and Tumour Pathophysiology, Immunology, Biomedical Physics) and a Biobank. NCI has the greatest scientific potential and the most experience in scientific research in oncology and related fields in Lithuania.



Clinical Cancer Center
Issued on: 11 June 2018
Validity date: 11 June 2023

The main NCI research activities are:

- Cancer epidemiology
- Molecular oncology: genomics, proteomics, transcriptomics
- Tumour immunology and immunotherapy
- Antioxidative system
- Personalised medicine
- Nanoscience
- Optical biopsy
- Biomarkers
- Cells and tissues cryopreservation
- Organism – tumour interaction
- Methods of early diagnosis and combined treatment

Clinical activity

The NCI clinic performs inpatient and outpatient (primary, secondary, tertiary) health care, provides preventive services, clinical trials, performs diagnostic interventional radiology, therapeutic interventional radiology, computed tomography examinations and procedures, provides nursing, rehabilitation, health education and personal health expertise services. Today the clinical activity involves a lot of multidisciplinary teamwork, which is especially important for successful cancer treatment results. In addition to that, our activity focuses on individualised patient treatment: various tests are carried out during the treatment process in order to determine, which treatment method is the most appropriate for the patient.

Clinical Core Facilities

NCI has these Clinical Core facilities: linear accelerators, CT scanner, simulator, MRI scanner, mammographs, echographs, 3D echograph, X-ray machines, SPECT-CT scanner, gamma camera and other.

Research Core Facilities

Facilities for nanoparticle synthesis and modification, optical steady state absorption and fluorescence spectroscopy, ultra short pulse duration (fs) laser systems for two photon absorption, excitation and imaging experiments, scanning probe microscopy, laser scanning confocal fluorescence microscopy with spectral and fluorescence lifetime imaging (FLIM), in vivo confocal reflection microscopy of skin for detection of skin cancer, small animal fluorescence imaging system, micro-dissection system, pyro-sequencing system and other.

Education

The NCI is a base that provides opportunity for the training Lithuanian and foreign colleagues, PhD students, residents and students to get an access to the latest scientific material, treatment methods, as well as to observe scientific achievements, which take place right here, at the clinics.

National Cancer Institute

4. Santariskiu str. 1
LT-08660 Vilnius
Lithuania

Director:
Prof. **Feliksas Jankevicius**
Scientific Director:
Dr. **Ernestas Janulionis**
Deputy Director for Clinic:
Prof. **Saulius Cicen**
Deputy Director for Science and Development:
Prof. **Sonata Jarmalaite**

OECD contact person:
Dr. **Ernestas Janulionis**
Scientific Director

Oslo Universitetssykehus (OUS)

Oslo University Hospital (OUH)

www.oslo-universitetssykehus.no

Referring Number
ID 50
Full Member

Director's foreword

In 2012 there were 30,099 new cases in Norway, 57% of the new cases are in our catchment area. The National Cancer Registry is part of OUH, and the OUH Cancer Centre includes the Cancer Research Institute (basic and translational research) and clinical care covering all cancers. The OUH sees ~ 7,000 new cancer cases yearly and possesses all treatment modalities including 17 linear accelerators, robotic surgery and a centralized unit for chemotherapy administration. Translational research has high priority including personalised diagnostics and therapy.

Description of the Centre and history

The Norwegian Radium Hospital (NRH) and Institute of Cancer Research have been a cornerstone in cancer research. The proximity of the two centers and the near cooperation between clinicians and researchers are key success factors for the cancer centre's success through many years. In 2009 the OUH formation included the merger between the departments of oncology in NRH and Ullevål Hospital, building a large cancer center with joint leadership and administration. The resulting cancer center has a major position in research and innovation within OUH.

Main research activities

The Division's research strategy 2012-2016

Vision: Integrated Research and Patient Treatment at High International Level

Main goals:

1. Improved quality of all basic, clinical and translational research
2. Increased research output by 20 % within 2016
3. The research groups are multidisciplinary and cooperate systematically
4. The research is relevant for the clinical activities
5. The research activity is visible



Clinical Cancer Center

Issued on: 10 April 2017

Validity date: 10 April 2022



Although the cancer research perspective is comprehensive and includes all tumor types and treatment modalities, the current selected focus areas are: Cancer Biomedicine, Stem Cell Research, Cancer Immunotherapy, High Precision Radiotherapy, Personalised Cancer Therapy, Breast Cancer and Colorectal Cancer.

Centres of Excellence

The institution has institutional cooperation with the MD Anderson Cancer Center, USA. The following centers of excellence are appointed: Centre for Cancer Biomedicine (Norwegian Research Council), K.G. Jebsen Centre for Breast Cancer Research, K.G. Jebsen Centre for Cancer Immunotherapy, K.G. Jebsen Centre for Colorectal Cancer, Centre of Research Driven Innovation (Norwegian Research Council): Stem Cell Based Tumor Therapy.

Research production

Approx. 530 peer-reviewed publications and 45 phd theses yearly.

Core facilities

The division comprises core facilities for bioinformatics, confocal microscopy, electron microscopy, flow cytometry, proteomics, microarray and sequencing, genotyping, comparative medicine, and animal MRI.

A clinical phase I trial unit is part of the Dept. of Clinical Research, and there is a large Dept. of Cellular Therapy which includes GMP facilities serving national and international clinical trials.

Education

Education of medical students, phd students, oncologists, cancer nursing and radiotherapy personell has high priority.



Oslo Universitetssykehus (OUS)

Postboks 4950 Nydalen
424 OSLO
Norway

Chief Executive Officer (CEO):

Dr. Bjørn Erikstein

Head of Division:

Prof. Sigbjørn Smeland

Scientific Director:

Prof. Stein Kvaløy

OECD contact persons:

Mr. Per Magnus Mæhle

Prof. Gunnar Sæter
Head of Research Division
of Cancer Medicine

Wielkopolskie Centrum Onkologii

Greater Poland Cancer Centre

www.wco.pl



Director's foreword

Our Institution uses the most advanced therapeutic methods in the fight against neoplastic diseases with the hope of restoring patients to health while fully respecting their dignity.

Referring Number
ID 48A
Associate Member

Description of the Centre and history

The Greater Poland Cancer Centre was established in 1953 and is one of the largest oncology centres in Poland and in Europe. The centre provides medical service in the field of oncological surgery, head and neck cancer surgery, radiotherapy, chemotherapy, gynaecological oncology, anaesthesiology, brachytherapy, and diagnostics. Over 20,000 patients are admitted to the hospital each year, and more than 6,000 surgical procedures and 6,500 radiotherapy treatments are performed annually.

Main research activities

The centre's primary research activity involves clinical studies, such as the high profile clinical trials Hypoprost and Cyberprost for prostate cancer and the HIOB trial for intraoperative breast radiotherapy. Other lines of investigation include the following: the origin of ovarian cancer; HPV infection in head and neck cancer; contributions to the cancer genome atlas; the physics-related and biological processes that biological material undergo during radiotherapy; the effect of cytostatic agents and ionizing radiation on cancer cells; and molecular imaging in radiation therapy planning.

Core facilities

Following the European model, interdisciplinary teams provide a comprehensive care according to cancer localisation in the body. These multidisciplinary teams work closely together to treat patients with cancers in a given location, such as cancers of the breast, the upper digestive tract, or the head and neck area. These teams are led by physicians from various specialisations (e.g., surgery, radiation oncology, medical oncology) in addition to psychologists, physical therapists, nurses, and other supporting personnel (e.g., social workers or dieticians).

Education

WCO has established a Teaching and Conference Centre, which aims to serve the needs health care personnel, medical students, and patients. Numerous classes are organised in the centre's seminar and auditorium rooms for students of the Poznan University of Medical Sciences as well as other universities. Additionally, a variety of training courses, scientific conferences, and symposia are organised each year for both Polish and foreign physicians and other health professionals.



Wielkopolskie Centrum Onkologii

15 Garbary Street
61 - 688 Poznan
Poland

General Director:
Prof. **Julian Malicki**

OECD contact persons:
Dr. **Witold Cholewinski**
Mrs. **Kamila Przybylska**

Tumori Journal is a peer-reviewed oncology journal with over 100 years of publication and indexed in all major databases.

Tumori Journal covers all aspects of cancer science and clinical practice, publishing randomized trials as well as real world evidence patient series that investigate the real impact of new techniques, drugs and devices in day-to-day clinical practice.

State-of-the-art reviews are also welcome.



<https://journals.sagepub.com>



Editor in Chief: Ugo Pastorino
Fondazione IRCCS
Istituto Nazionale dei Tumori
Milan, Italy

Submit a manuscript to Tumori Journal

tumorijournal.com

Impact Factor: 1.304

Affiliated with:

Organisation of European Cancer Institutes (OECD), AIOM (Italian Association of Medical Oncology), AIRO (Italian Association of Radiation Oncology), SIC (Italian Cancer Society) and SICO (Italian Society of Surgical Oncology)



Instituto Português de Oncologia do Porto Francisco Gentil, E.P.E. (IPO-Porto)

Portuguese Oncology Institute
of Porto Francisco Gentil, E.P.E.

www.ipoport.pt/en



Referring Number
ID 14
Full Member

Director's foreword

IPO-Porto is the largest cancer care institution in Portugal and it is a reference for 3.7 million habitants. Its strategic plan develops through three fundamental axis: centeredness of care in the patient, high standards of quality and safety, and integration of innovation in care.

Since 35 years ago, multidisciplinarity and multiprofessionality have been assumed as primary pattern of the organization, and that's why today we are externally evaluated as an organisation that fulfills the most demanding criteria of oncologic disease management.

Research and development in oncology is crucial, leading us to increase the internal facilities and activity. We also look for partnerships with whom to share resources and projects under the model of consortium platforms and collaborative networks. In the clinical trials area, we introduced professionalisation and today we can answer with quality to all demands of pharma industry, and perform National and European cooperation.

As a result we keep honoring our commitment, to deliver high quality and timely cancer care.



Clinical Cancer Center
Issued on: 11 May 2017
Validity date: 11 May 2022

Description of the Centre and history

IPO-Porto opened in April 1974. Today, is the top line reference unit in oncology care in the North of Portugal, to where all the most complex cases are transferred to.

Mission

The mission is to render high quality, humanist and efficient oncology health care to the population. It is also part of the mission to develop research, training and teaching activities within oncology.

General Organisational Principles

The oncologic patient is the centre around which all care activity is build. As a result, multidisciplinary units are created for each pathology, named Pathology Clinics, as the basis of the whole care structure.

Clinical

Largest Bone Marrow Transplants unit in Southwest Europe; Largest Radio-oncology/Radiosurgery unit in Southwest Europe; OECE certification as a comprehensive cancer center since 2009; founders of the largest R&D network for cancer in Portugal in 2013;

60% patients survive after 5th year;

> 300 patients enrolled in clinical treatments/year;

> 70 active clinical trials/year;

10.000 new patients/year;

3.700.000 target population in North Portugal;

10.000 Surgery/year;

270.000 Medical Appointments/year;

80.000 Radiotherapy session/year;

40.000 Quimiotherapy session/year;

2.000 Total Staff; 250 Medical doctors;

320 Beds.

Excellence in research

1 Expanding clinical trials unit; 1 Awarded Research Center; 3 State-of-the-art Laboratories genetics and pathology

Core Facilities

Excellence in treatment

Most advanced medical equipments and tools required for cancer surgical operations and therapies.

Equipment

8 State-of-the-art linear accelerator for Radio oncology/Radiosurgery; 3 Braquitherapy units; 70 seats Chemotherapy center.

Patient-centered Clinics

11 comprehensive clinics for treating all cancer types.

Education

The main goal of the Department of Education (EPOP) is to promote continuous education in Oncology, providing state of the art transfer of knowledge to all professionals of IPO-Porto, as well as affiliated institutions and students or professionals from partner academic or health institutions.

Instituto Português de Oncologia do Porto Francisco Gentil, E.P.E. (IPO-Porto)

Rua Dr. António Bernardino
de Almeida
4200-072 Porto
Portugal

Chief Executive Officer (CEO):
Prof. **José Maria Laranja
Pontes**

Medical Director:
Prof. **Rosa Begonha**
Scientific Director:
Prof. **Manuel Teixeira**

OECE contact person:
Prof. **José Maria Laranja
Pontes**
Chief Executive Officer (CEO)

Instituto Português de Oncologia de Lisboa Francisco Gentil, E.P.E. (IPO-Lisboa)

Portuguese Institute of Oncology of Lisbon
Francisco Gentil, E.P.E.

www.ipolisboa.min-saude.pt

Referring Number
ID 8
Full Member

Director's foreword

With their incomparable dedication, the Institute's various generations of professionals are guided by a mission of caring patients with humanism which even today awards Instituto Português de Oncologia de Lisboa Francisco Gentil (IPOLFG), a relevant NHS institution, with the highest level of satisfaction among its patients.

Our legacy obliges us to search solutions for the multiple challenges ahead, which will allow launching the Institute for the future, with regard to those for which the Institute exists: patients and their families.

Presently, IPOLFG is recognized as the largest referral center for the diagnosis and treatment of sporadic and familial cancer disease in Southern Portugal, covering a population of about 4 million.

Description of the Centre and history

The 'Portuguese Institute for the Study of Cancer' was created in 1923 as an institution devoted to the research, education and treatment of cancer.

IPOLFG receives about 6,000 new patients every year managed by teams of experts from several disciplines, coming together to provide state-of-the-art care. Comprehensive treatment plans including surgery, radiation therapy, chemotherapy, or a combination of therapies, are used to provide the highest level of care and to optimize functional outcome.



Clinical Cancer Center
Issued on: 8 June 2017
Validity date: 8 June 2022



PORTUGAL

133

Main research activities

IPOLFG integrates a Clinical Research Unit (UIC), a Basic Research Unit (Unidade de Investigação em Patobiologia Molecular – UIPM) and an Epidemiologic Research Unit.

Surgical and biopsy specimens are stored in the archives of the Pathology Department which Tumour Bank was recently integrated in the National Tumour Bank, providing researchers with an extensive panel of tissues and their respective clinical data.

Translational biomedical research of IPOLFG is focused on familial cancer, cancer genetics and epigenetics, microenvironment, new therapeutic targets, and immunomodulation.

The UIPM integrates three research groups: Digestive Pathology group, Molecular Endocrinology group and "From Tumor Biology to Cancer Therapies group" working with clinicians from the Familial Cancer Risk Clinic, and the Endocrinology, Gastroenterology, Hematology, Surgery and Pathology Departments.

The large experience of our research teams is supported by modern research infrastructures and innovative equipment as well as a multidisciplinary clinical trial staff coordinated by UIC.

Recently acquired equipment includes a MiSeq Next Generation Sequencer, a Fluorescence Microscope for digital imaging (ECLIPSE 90i), and a Fluorescence-Activated Cell Sorter.

In 2013, IPOLFG has developed 120 research projects, published 66 papers and took part in 66 clinical trials.

Core Facilities

IPOLFG offers a wide range of health services to meet patient needs which are recognized by their quality and innovation:

Inpatient services

Wide range of medical specialties in outpatient care

Patient Day Care Unit

Transplantation of bone marrow and haemopoietic progenitors

Physical Medicine and rehabilitation

Home Care

Imaging Diagnostic Technology

Radiotherapy (external beam and brachytherapy)

Nuclear Medicine - Positron Emission Tomography

Familial Risk and Prevention Clinic

Molecular Pathobiology

Clinical Pathology laboratories

Cytopathology laboratories

Education

IPOLFG is an institution licensed by the Health Ministry for the training of medical doctors who want to become Oncology specialists.

The Institute is also recognized for the education and training of nurses and has for long time innovated in this area, starting in 1944 when a school was built in Institute's campus.

Instituto Português de Oncologia de Lisboa Francisco Gentil, E.P.E. (IPO-Lisboa)

Rua Prof. Lima Basto
1099-023 Lisboa
Portugal

Chairman of the Board of Directors:

Dr. **João Oliveira**

Clinical Director:

Dr. **João Freire**

Nurse Director:

Mrs. **Maria Paula Branco**

Financial Director:

Dr. **Sandra Gaspar**

Executive Manager:

Dr. **Júlio Pedro**

OECD contact person:

Dr. **Rita Castanheira**

Director of Quality and Risk
Management

Instituto Português de Oncologia de Coimbra Francisco Gentil, E.P.E. (IPO-Coimbra) Portuguese Institute of Oncology of Coimbra Francisco Gentil, E.P.E.

www.croc.min-saude.pt

Director's foreword

We are honoured for integrating the group of European centres of excellence in oncology led by OECD. Being part of this publication is a privilege as well as an opportunity to reaffirm the mission of the IPO Coimbra as Clinical Cancer Centre certified by the OECD in 2011, a recognition of more than 50 years' work, in line with the current state of the art, focused on the provision of high standards of clinical care to cancer patients.

Description of the Centre and history

The IPO Coimbra is a modern hospital providing high standard of care, early detection and prevention, training and research. It started 52 years ago, with 200 beds capacity, and it is at the highest level of the national net for cancer care and the reference centre for a region with around 2.5 million inhabitants. To fulfil its mission, the IPO of Coimbra has 945 members' staff, 168 doctors, 250 nurses, and other highly qualified health professionals, including PhD's as well as basic and clinical research personal and cancer registry experts.

The highest value of the IPO brand is the multidisciplinary approach on the diagnosis and cancer treatment, reassuring that no cancer patient is submitted to any treatment without the previous assessment by a multi-professional group.



Referring Number
ID 22
Full Member



Clinical Cancer Center
Issued on: 9 February 2017
Validity date: 9 February 2022



PORTUGAL

135

Main research activities

The main of research, is to improve the management and outcomes of patients with cancer, treated in a multidisciplinary based approach in accordance with the European consensus guidelines. Clinical and translational researches are the priorities of research at IPO Coimbra in areas related to cancer patient care.

Clinical Research

This medical research involves cancer patients with the aim of participate in clinical trials that test new treatments and therapies (target therapy, cancer immunotherapy, dendritic cells therapy), which provide important data about cancer and health progress.

Translational Research

Translational research establishes a direct and interdependence link between basic research and clinical activity, promoting a rapprochement between laboratory research and cancerpatient. The projects of translational research include:

- Clinical validation of biomarkers in liquid biopsies.
- Non-invasive monitoring of Gastric Cancer through the analysis of Circulating Exosomes. Applicable in phase I trials to monitor new gastric cancer therapies.
- Role of SOX2 and CDX2 in the prognosis of gastric cancer: an assay to select gastric cancer patients with NO staging that benefit from undergoing adjuvant therapy.
- Inactivation of endocytosis receptors as predictive determinants of resistance to liposomal chemotherapy in ovarian cancer.
- Ex vivo assessment of therapeutic response based on assays using chorionallantoic membrane of the chicken egg. An ex vivo assay to deliver information about the drugs to which the individual tumour is most sensitive. Applicable in phase I trials of new compounds.
- Genome sequencing in a familial form of follicular-cell derived thyroid cancer: a genetic test to predict family member with susceptibility for follicular thyroid carcinoma.
- Clinical validation of an urine-based molecular assay for bladder cancer surveillance: a non-invasive (urine based) assay to complement the current cystoscopy-based monitoring of recurrence of bladder carcinoma.

Core Facilities

At the IPO Coimbra there are several structures with the right facilities to develop research and education. There is also a Research Unit which purpose is to integrate all the scientific and research internal production.

Education

Continuous education is considered a pillar at the IPO Coimbra and aims to improve all the healthcare professionals with emphasis in doctors in training and the community. The main educational activity comprised topics of public health, general and cancer-related education.

Instituto Português de Oncologia de Coimbra Francisco Gentil, E.P.E. (IPO-Coimbra)

Av. Bissaya Barreto, 98
3000-075 Coimbra
Portugal

General Director:
Dr. **Manuel António Leitão Silva**
Executive Manager:
Dr. **Carlos Santos**
Clinical Director:
Dr. **Paula Alves**
Nurse Director:
Mrs. **Soledade Neves**

OECD contact person:
Prof. **Miguel Areia**

The “Prof. Dr. Ion Chiricuta” Institute of Oncology (IOCN)

www.iocn.ro

Referring Number
ID 58
Full Member

Director's foreword

The Oncology Institute from Cluj-Napoca was in 1929 one of the first centers of oncology in Europe, and since then we have come a long way. After 85 years of existence we live with the legacy from our ancestors, with the effort and devotion of people of nowadays, and we are very optimistic for the future.

Every day, we fight with a complex and costly disease, and we try to do everything we can to be the best persons we can be for our patients. We are convinced that the people are the essence of the Institute. The Oncology Institute is the TEAM made of physicians, nurses, researchers, physicists, technical and administrative staff. It is essential for the TEAM to establish a bond with patients, based on trust and respect, in order to avert, to find out and solve the situations that could occur. In their fight with the disease, our patients benefit from the progress of science, but sometimes they have to fight with incertitude, and their destiny is overlapped with the destiny of the TEAM. Our motto has resulted from this daily experience: “Together we bring back hope”.

There are a lot of issues regarding early prevention, precise diagnosis and personalised treatment in cancer. Together we can do more for people now facing this terrible disease, as our primary goal should be to give them hope and life. The strategic approach of European oncology, in terms of clinical care and research for the benefit of the patient, is a great challenge and, therefore, a comprehensive collaboration between all OECD members becomes indispensable.

Description of the Centre and history

The “Prof. Dr. Ion Chiricuta” Institute of Oncology (IOCN) was established in 1929 by Prof. Dr. Iuliu Moldovan, under the name of “The Institute for Research and Prevention of Cancer”. It is one of the first cancer centers founded in Europe.



Clinical Cancer Center

Issued on: 16 November 2017

Validity date: 16 November 2022



Starting with 1965, the Institute went through a period of modernization, initiated by Professor Ion Chiricuta. This is the reason why ever since August 10th 1990, it bears the name of “Ion Chiricuta” Oncology Institute.

During its 85 years of existence, the Oncology Institute has fulfilled a major role in the oncologic care of patients from the entire country, as well as in the conscience formation and cancer education of many generations of physicians of the most diverse specialities.

The Institute of Oncology is a comprehensive cancer centre of national public interest, with legal personality, subordinated to the Romanian Ministry of Public Health. At the same time, the Institute provides preventive, curative and palliative medical services in the oncology field and carries out education and research activities. In 2007, IOCN was the first oncology centre in Romania to become a full member of the Organization of European Cancer Institutes.

Mission


Our mission is to contribute to the decrease of cancer effects in Romania. In this respect, we implement projects that deal with patient care, prevention and research, the continuous education of all professionals involved, as well as of the public.

Vision

Our vision for the future is to become the top cancer centre both at national and regional level. This is entirely possible, considering the quality of our organization, the excellence in patient care, the research quality, as well as the education provided.

Our values

- Respect for patients
- Continuous improvement of patient care quality
- Professionalism
- Confidentiality
- Team work
- Education, research, creativity, innovation



The “Prof. Dr. Ion Chiricuta” Institute of Oncology (IOCN)

Str. Republicii nr. 34-36
400015 jud. Cluj
Cluj-Napoca
Romania

General Manager:
Associate Prof. **Catalin Vlad**
Medical Director:
Prof. **Patriciu Achimas- Cadariu**
Nursing Director:
Mrs. **Marilena Cheptea**
Finance Director:
Dr. **Anca Burca**

OECD contact person:
Prof. **Ioana Berindan Neagoe**
Director of Research Center

SC RTC Radiology Therapeutic Center – Amethyst Radiotherapy

<http://amethyst-radiotherapy.ro>

Director's foreword

The Amethyst concept was developed to create a network of centers offering cutting-edge treatments for cancer patients in Europe (Romania, Poland, Bulgaria, Germany, France, Italy) and Israel. The Amethyst offers the most advanced oncology treatments to cancer patients across Europe, focusing on Radiotherapy and bringing the latest and best performing technologies of radiation centered on VMAT (Volumetric modulated Arc-Therapy). Amethyst aims to be a powerful and meaningful source of healthcare development for the countries in which it operates, having the main purpose to ensure reliable, modern and operational medical services.

Referring Number
ID 84
Full Member

Description of the Centre and history

The first Amethyst Radiotherapy Center started its activity in September 2012 near Bucharest, after which Amethyst began to extend the availability of modern oncology medicine to as many communities and needing patients as possible. All Amethyst radiotherapy centers are equipped with the latest radiation technology: IMRT- VMAT. Coupled with the most performing treatment planning system (SmartArc Software and Pinnacle 3 from Philips), the linear accelerators allow the provision of a safer and more effective radiation therapy than IMRT conventional radiotherapy. The medical teams are supervised by two leading experts in Radiation Oncology: Prof. Dr. Ion - Christian Chiricuta as Medical Director, and Associate Prof. Dr. Razvan Galalae as Chief Medical Officer.



Amethyst benefits of a network of partnerships in Europe and Israel that includes centers of excellence such as the OECE and the Davidoff Cancer Center in Tel Aviv, Wurzburg University in Germany and the European Institute of Oncology in Milan. These partners ensure the access to the best technology and knowledge in radiotherapy.

Treatment decisions are taken in a committee that brings together Amethyst radiotherapy physicians, the patient's treating physicians, as well as other collaborating physicians according to the complexity of the case.

Education

The Medical team of Amethyst benefits of regular training sessions and continuous education in order to enhance their knowledge regarding modern equipment and new technologies.



ROMANIA

139



**SC RTC Radiology
Therapeutic Center
Amethyst Radiotherapy**
42, Odai Road
75100 Otopeni Ilfov County
Romania

Director:
Associate Prof. Dr. **Gabriel Kacso**
Dr. **Ciprian Casian**

OECE contact person:
Associate Prof. Dr. **Gabriel Kacso**
Head of the medical board
Amethyst group
Dr. **Ciprian Casian**
Director



Tatarstan Cancer Center “TCC”

Государственное автономное учреждение здравоохранения “Республиканский клинический онкологический диспансер министерства здравоохранения Республики Татарстан”

www.oncort.ru



Referring Number
ID 31A
Associate Member

Director's foreword

TCC is the leading medical center of the health services in the Republic of Tatarstan. The Centre has the status of the leading Cancer Center of Volga Federal District with a population of more than 30 millions.

Together with a significant contribution to the development of material and technical ground of health service, there are initiatives directed to mobilize all of society's resources for early detection and timely treatment of cancer.

Description of the Centre and history

The Centre is keeping leading position on the territory of the Former Soviet Union. TCC has its branches in Kazan, Almet'yevsk and Naberezhnye Chelny with 1072 beds. Each year more than 25000 patients receive inpatient treatments and more than 15000 wide range surgeries.

Main research activities

The endoscopic surgery is used in all branches of the clinic. The thoracic departments perform 600 endoscopic operations/year. TCC performs thoracoscopic and esophagectomy on lungs, stomach and esophagus, conducts research of cell-free circulating tumor DNA (ctDNA). The mutations T 790 M of EGFR gene and C - MET amplification are studied in lung cancer. The detection of RAS mutations are studied in colorectal cancers. Research for ethnic mutations of BRCA gene are conducted on the population of the Volga region. Studies on the immune system of patients with colorectal and lung cancers and studies on the role of xenografts on patients with pancreatic and lung cancers, are also performed. A special algorithm of follow up of patients with benign esophagus cancer has been developed and mortality is decreased twice in 10 years.

Core Facilities

A modern Center of Nuclear Technologies was re-opened in 2011 providing distant radiotherapy, brachytherapy, specialized computer tomography, SPECT-scanning, CT scanning, PET/CT. TCC has four Reference Centers for immune-histochemical and genetic tests, technology of tissue matrix for “molecular portrait”, interpretation of mammographic images.

Education

9 Departments of Kazan State Medical Academy, Kazan State Medical University and Volga Branch of N.N. Blokhin Russian Cancer Research Center, carry out educational activities. The Departments teach specialists for therapeutic, surgical and diagnostic areas both for undergraduate medical students and clinical residency.



Tatarstan Cancer Center “TCC”
29 Sibirskiy tract
420029 Kazan
Russia

General Director:
Prof. **Ildar Khayrullin**
Medical Director:
Prof. **L.G. Karpenko**
Scientific Director:
Dr. **V.V. Zhavoronkov**

OECD contact person:
Dr. **Vladimir Zhavoronkov**
Scientific Director

N.N. Blokhin Russian Cancer Research Center

Федеральное государственное бюджетное научное учреждение «Российский научный онкологический центр им. Н.Н.Блохина»

www.ronc.ru



Referring Number
ID 43A
Associate Member

Director's foreword

N.N.Blokhin Russian Cancer Research Center (NNBRCRC) is a unique institution for diagnostics and treatment of cancer patients with clinical capacity of 1050 beds. The Center's mission is to provide high quality medical care to cancer patients on the basis of advanced technologies and up-to-date achievements in oncology.

The story of NNBRCRC goes back to 1951 when it was founded by its first Director Nikolay N. Blokhin – an outstanding surgeon-oncologist. Since 2001 Director Mikhail I. Davydov has headed the Center which comprises four Research Institutes (RI) – RI Clinical Oncology (for adults), RI Pediatric Oncology and Hematology, RI Carcinogenesis, and RI Experimental Diagnostics and Therapy of Tumors.

Every year over 118,000 patients from the whole country of Russia and CIS (former USSR) refer to the Center's outpatient unit and more than 15,000 patients receive treatment in the hospital. Over 15,000 sophisticated surgeries of all cancer types are performed in its modern operation theaters. NNBRCRC is a unique medical institution with great scientific potential and up-to-date technical facilities.

Major activities include: medical service to cancer patients; development of new methods for cancer diagnostics, therapy and prevention; translational and clinical studies; research in carcinogenesis, tumor progression, and epidemiology; advanced medical training for interns, post-graduates, post-doc fellows.

NNBRCRC has extensive collaboration with national and foreign medical centers, and international organizations (such as UICC, OECD, IACR, ESMO, ESTRO, EORTC).



N.N. Blokhin Russian Cancer Research Center
24, Kashirskoye sh.
115478 Moscow
Russia

Director:
Prof. **Ivan S. Stilidi**
Corresponding Member of the
Russian Academy of Sciences

OECD contact person:
Dr. **Andrey A. Meshcheryakov**
MD, PhD

National Medical Research Radiological Centre (NMRRC)

Федеральное государственное бюджетное учреждение «Московский научно-исследовательский центр имени П.А. Герцена» Министерства здравоохранения Российской Федерации

www.mnion.ru



Referring Number
ID 73A
Associate Member

Director's foreword

P.A. Herzen Moscow Cancer Research Institute was founded over a hundred years ago in 1898, thus becoming the oldest academic oncological institution in Europe and first oncological center in Russia, where the foundations of Russian oncological science and practices were laid. Institute scientific work is devoted to early diagnostics and treatment of malignant tumors, newly developed and clinically adopted technologies are implemented regularly. It is a great pleasure for us to be the part of OECD along with respected European institutions. We are always open for fruitful partnership, joint scientific programs and research.

Description of the Centre and history

Founded on 8th May 1898 as Institute for treating cancer patients. Since 1950 P.A. Herzen Moscow Cancer Research Institute.

Main research activities

The leader in development of organ- and function-preserving methods of treatment of patients with malignant neoplasms, including reconstructive-plastic surgery with microsurgical technology and biotechnology, photodynamic therapy, improvement of radiation therapy effectiveness, development of radionuclide therapy for cancer, metastases and as palliative remedy.

Core Facilities

12 buildings, patient capacity – 410, 8000 hospitalized patients and 49000 outpatients treated annually. Total staff – 1100, 60% - high-tech medical care. 18 clinical and experimental departments; 7 diagnostic departments; Outpatient clinic; Scientific and educational department; Clinic of experimental veterinary.

Education

Clinical residency in anesthesiology/ emergency medicine, oncology, pathology, radiology, clinical ultrasound; Fellowship in oncology: over 20 fellows per year.



National Medical Research Radiological Centre (NMRRC)

3, 2nd Botkinskiy proezd
125284 Moscow
Russia

Director:
Prof. **Andrey D. Kaprin**

OECD contact person:
Mr. **Pavel Konvalchuk**
Head of International Relations
Division



Cancerworld

Cancer World promotes discussion about the policies, practices and priorities that matter when it comes to treating and supporting people with cancer.



More with CancerWorld Plus

To subscribe to our bimonthly Newsletter go to

<http://bit.ly/CancerWorldNewsletter>

or to receive a free printed copy go to

<http://bit.ly/CWprintedcopy>

Recommended by



Cancer World is also available via our website at: www.cancerworld.net

Oncology Institute of Vojvodina

www.onk.ns.ac.rs



Description of the Centre and history

The Institute of Oncology of Vojvodina was founded in 1965 with financial backing from the Republic Health Insurance Fund (NHIF) as part of a project of the Serbian government.

In 1966 the Oncology Institute oversaw the foundation of the Vojvodina cancer registry which collects epidemiological data on tumour types and incidence rates for a population area of over 2 million. The institute also presides over the publication of the only specialised oncology journal in Serbia and provides medical, research and educational facilities for oncology in the province. Oncology Institute is located on a hill "Tatarsko hill" in the center of Sremska Kamenica. Sremska Kamenica lies on the right bank of the Danube and is practically part of Novi Sad, which lies on the left bank of the Danube. Novi Sad is the capital of the Autonomous Province of Vojvodina which is located in the north of the Republic of Serbia.

General information

The IOV in Sremska Kamenica is a highly specialised educational and scientific research institution in the field of oncology, which carries out the most complex specialised, preventive, diagnostic, therapeutic and rehabilitative methods and procedures. The Institute monitors and examines the health status of the population, conducting the registration of patients with cancer and performs other tested, introduced and applied new methods of prevention, diagnosis of tumors, their treatment and rehabilitation, organising expert supervision of the IOV wards and dispensaries in the territory of Vojvodina.

The Institute consists of the following major organisational units:

- Clinic of Internal Oncology
- Clinic for Operative Oncology
- Clinic for Radiotherapy
- Diagnostic Imaging Center
- Center for Nuclear Medicine
- Department of Physical Medicine and Rehabilitation
- Department for pathological-anatomical and laboratory diagnostics
- Department of Epidemiology
- Out-patient Department
- Department of pharmaceutical services
- Department for scientific research and educational activities
- Department for organisation, planning evaluation and medical informatics
- Department for legal and economic – financial activities



Referring Number
ID 32A
Associate Member

Oncology Institute of Vojvodina

Put Dr. Goldman 4,
21204 Sremska Kamenica
Serbia

Chief Executive Officer (CEO):

Prof. **Zoran Radovanovic**

Executive Assistant to CEO for

medicine:

Prof. **Jasna Trifunovic**

Executive Assistant to CEO for

technical issue:

Mrs. **Dubravka Striber-Devaja**

Executive Assistant to CEO for

finances:

Mrs. **Ljiljana Stanikic**

Executive Assistant to CEO

for education and scientific

research:

Associate Prof. **Tihomir**

Dugandzija

OECD contact person:

Prof. **Miloš A. Lučić**

Ústav experimentálnej onkológie SAV

Cancer Research Institute SAS

www.exon.sav.sk



Referring Number
ID 36A
Associate Member

Director's foreword

Today's demand asks for strengthening of collaboration between basic and clinical research for improvement of diagnostics, treatment as well as prevention of cancer. The project collaboration within joint working groups with St. Elizabeth Cancer Institute and National Cancer Institute is essential to achieve our goals.

Description of the Centre and history

Intimate coexistence of basic and clinical research was present in the Institute from the beginning of its existence in 1946 due to its title Institute for research and cancer treatment. In the time of velvet revolution the Institute was split into basic and clinical institutions.

Main research activities

Research at the Cancer Research Institute is pointed to the latest topics which have an impact on understanding the mechanism(s) of cancer development, prevention, diagnostics and treatment. The Institute is the leading organisation in the field of molecular-genetic diagnostics of cancer predisposition - colon cancer, breast, ovarian cancer, and thyroid cancer, immunophenotyping of haematological malignancies, molecular mechanisms of DNA repair pathways, characterisation and exploitation of mesenchymal stem cells, and chemical carcinogenesis and mutagenesis research in Slovakia.

Core Facilities

Within the biomedical institutes of the Slovak Academy of Sciences the Institute focuses on cellular analysis and provides adequate instrumentation for use by other organisations such as Altra, Canto II, Aria III and ImageStream cytometers, IncuCyte ZOOM, NanoSight 500, Metafer, Elispot etc.

Education

The Institute is actively participating in the education and training of the undergraduate students (Master theses) and graduated students (Rigorous thesis) and the scientists give lectures at the Universities. The Institute is accredited for teaching PhD students in two scientific programs, experimental oncology and genetics.



Ústav experimentálnej onkológie SAV

Vlárska 7,
833 91 Bratislava
Slovakia

Director:
Prof. **Ján Sedlák**

OECD contact person:
Prof. **Silvia Pastorekova**

Onkološki inštitut Ljubljana

Institute of Oncology Ljubljana

www.onko-i.si

Referring Number
ID 54
Full Member

Director's foreword

High quality health and medical care as well as intensive endeavors in the field of research and education are the distinctions of the Institute of Oncology Ljubljana that have ranked this institution among the most appreciated cancer centers in Central European countries. The major vision of the Institute of Oncology Ljubljana is to remain the leading cancer center in Slovenia and to retain a distinguished position among the cancer centers in Europe also in the future.

Description of the Centre and history

Institute of Oncology Ljubljana is a public health institution providing health services on the secondary and tertiary levels as well as performing educational and research activities in oncology in Slovenia. It was founded in 1938 and at that time was one of the first comprehensive cancer centers in Europe. As a principal national institution, the Institute supervises programs on the comprehensive management of cancer diseases in terms of prevention, early detection, diagnostics, treatment and rehabilitation, research and education. Also the epidemiology unit, together with the Cancer Registry of Slovenia and the screening registries, provides a comprehensive organisation of cancer epidemiology in Slovenia.



ONKOLOŠKI
INŠTITUT
LJUBLJANA

INSTITUTE
OF ONCOLOGY
LJUBLJANA

Main research activities

In its capacity of a comprehensive cancer center, the Institute of Oncology Ljubljana is also undertaking research.

The research sector has two divisions: preclinical research, carried out mainly by the Department of Experimental Oncology, and clinical research (treatment and nursing of patients), carried out at the diagnostic and clinical departments as well as other units of medical care sector. Such a division of research allows a rapid transfer of knowledge from preclinical studies into clinical practice via the so-called translational research studies.

Core Facilities

The Core Facilities at the Institute of Oncology are distributed among nine divisions:

- Division of Diagnostic
- Division of Surgical Oncology
- Division of Radiation Oncology
- Division of Medical Oncology
- Medical Care Services
- Nursing of and Care for Patients
- Epidemiology and Cancer Register
- Research
- Administrative Services

Education

Education involves in-house training of the employees as well as education of all medical professions at all levels, students and lay community in oncology. Education is conducted through the organisation of regular seminars, training courses, workshops, medical experts' meetings, and publishing.



**Onkološki inštitut
Ljubljana**
OI Ljubljana
Zaloška cesta 2, SI
1000 Ljubljana
Slovenia

General Director:
Dr. **Zlata Štibilar Kisič**
Medical Director:
Prof. **Viljem Kovač**
Scientific Director:
Prof. **Maja Čemažar**

OECD contact person:
Dr. **Zlata Štibilar Kisič**
General Director

Fundación Instituto Valenciano de Oncología IVO

IVO Foundation

www.ivo.es

Referring Number
ID 20
Full Member



Clinical Cancer Center
Issued on: 14 May 2018
Validity date: 14 May 2023



Phase III immunotherapy with autologous dendritic cells in renal carcinoma, Phase II encapsulated liposomal Doxorubicin and carboplatin in recurrent gynecological or peritoneal cancer, Phase I of PM01183 with doxorubicin in solid tumors.

Academic research

Our institution is participating in different cooperative research initiatives both at National and International level highlighting: the Spanish Network of Biobanks funded by the Instituto de Salud Carlos III; the EurocanPlatform Network (FP7/2007-2013; GA No. 260791), the SAPHELY project (H2020-ICT-644242) and the GenoMel Consortium all funded by the European Commission. Additionally, our institution participates in the International Early Lung Cancer Action Programme (IELCAP) being one of the top five centers with more recruiter capacity.

Active research lines are mainly focused on prostate cancer, melanoma, biobanking, gynecological, colorectal and breast cancer.

Core Facilities

140 Hospital Beds
9 Operating Rooms
85 Outpatient and Examination Rooms
Home Hospitalisation Unit
7 Emergency rooms
37 Day Hospital Posts
Radiotherapy
5 Linear Accelerators
2 High Dose Rate Brachytherapy machines
Nuclear Medicine
1 PET
1 Sentinel node micro-camera
1 Gammacamera
Radiology
2 MRI
6 CT
4 Mammography machines
1 Digital remote control for interventional radiology
4 Ultrasound scanner

Education

Since 1986 the IVO has been accredited by the Ministry of Health, Social Policy and Equality, for Spanish postgraduate medical training in the following specialties:

- Medical Oncology
- Radiation Oncology
- Dermatology
- Hospital Radiophysics

So far 110 doctors have been trained at the IVO

Fundación Instituto Valenciano de Oncología IVO

C/ Profesor Beltrán
Báguena, 8
46009 Valencia
Spain

General Director:
Dr. **Manuel Llombart Fuertes**
Medical Director:
Dr. **Tomás Quiros Moralo**
Scientific Director:
Prof. **Jose A. López Guerrero**
President FIVO Board of
Trustees:
Prof. **Antonio Llombart Bosch**

OECD contact person:
Prof. **Antonio Llombart Bosch**

Director's foreword

The IVO is a private non-profit organisation; its resources are dedicated entirely towards treatment, prevention, research and education, with the aim of curing a disease regarded as one of the greatest medical challenges for mankind today.

The technology at the IVO is equal to that found at the world's best cancer hospitals.

The IVO is a reference centre for the treatment of cancer and offers a full range of patient care. This model of dealing with cancer speeds up the diagnosis, allows personalised therapy, and means that the patient and their progress can be monitored by a multidisciplinary team of specialists.

The IVO medical personnel are an excellent team of professionals whose aim is to cure disease, while maintaining a sense of ethics and humanity in their treatment of the patient.

The nursing team at the IVO possesses the high levels of knowledge and skill required for the complete care of every patient, remaining close at hand 24 hours a day.

Description of the Centre and history

With 40 years dedicated to Oncology, the IVO is firmly established among the best reference centres.

This Institution possesses a broad portfolio of specialised services for medical, surgical and related health science disciplines, forming a true multidisciplinary unit, who make possible to provide a continued care.

Our specialists are pioneers in prevention and early diagnosis of disease, as well as in the use of novel surgical techniques that contribute towards a better recovery for the patient, thereby improving their quality of life.

Clinical research is highly important to the cancer centre, and is carried out through participation in national and international clinical trials, collaborating with hospitals throughout the world.

In addition the IVO is an accredited centre for the training of specialists who contribute to the educational growth of the centre.

Main research activities

Clinical trials

Current trials at IVO are 155, 142 correspond to medical oncology (51 breast, 14 prostate, 27 gynecological, 6 melanoma, 12 renal, and the rest are sarcoma lung, urothelial, head and neck). The most relevant are: Phase I / II study of dasatinib, paclitaxel and trastuzumab at first line metastatic breast cancer, Phase III advanced breast emtastina Trastuzumab,



Institut Català d'Oncologia ICO

Catalan Institute of Oncology

<http://ico.gencat.cat/ca>

Referring Number
ID 21
Full Member

Director's foreword

The ICO's mission is to reduce the impact of cancer in Catalonia. We are working on a model of excellence, based on patient-focused. We look for a model that takes into account proximity to the home for the cases of low complexity, and coordination to ensure accessibility to a referral hospital for the pathologies that require a higher technological level, taking into account all the biological, psychological and social needs.

It is a comprehensive model where oncohaematological patients are assessed from the broadest medical and psychosocial point of view. Interdisciplinary teams, integrated into functional units specialised by tumours, guarantee coordinated, rapid and efficient care.

It's also defined by equality. Our network model, which involves several hospitals working together, following the same guidelines (ICOPraxis) and operating in a structured and coordinated fashion, provides the framework for a model based on fairness, in which all patients have equal access to treatment and in the most suitable location.

Our activity is based on three pillars: well-defined care objectives, a work method that focuses on scientific evidence and a continuous evaluation system.



Description of the Centre and history

The Catalan Institute of Oncology (ICO) is a public centre working exclusively in the field of cancer. Its approach to the disease is comprehensive, combining, all in one organisation, prevention, care, specialised training and research. The ICO is a public company created in 1995 by the Ministry of Health of the Government of Catalonia. It went into service a year later, operating from the Hospital Duran i Reynals in L'Hospitalet de Llobregat. Seven years later, in 2002, ICO Girona opened its doors, located in Hospital Universitari Doctor Josep Trueta, followed by ICO Badalona a year later, at the Hospital Universitari Germans Trias i Pujol. Currently, ICO is an oncology referral centre for more than 40% of the adult population of Catalonia.

Main research activities

The ICO is a comprehensive cancer centre, and as such it fights the disease through all its areas of action, among which is research. Research features as part of the primordial objective of the ICO, as stated in its founding Articles of Association. One of the objectives of research is to bring its results into contact with healthcare in order to improve the quality of life and aid in the survival of patients.

- Epidemiology research to identify risk factors for cancer
- Development of vaccines for the prevention of cancer
- Research in early detection of cancer
- Clinic and translational research
- Development of strategies for personalised treatments
- Palliative care models

Core Facilities

164 beds
91 day hospital points
11 accelerators

Education

The ICO is a centre of reference in cancer treatment, with experts of both national and international renown. This, together with the importance it gives to training, makes it a pioneer and a centre of prestige in the oncohaematological field.

The Teaching and Training Unit offers:

- *Interdisciplinary education: training in pre- and postgraduate studies of medicine, nursing, pharmacy and psycho-oncology*
- *Training placements at the different units in the centres of the ICO*
- *Internships for schools and certified education centres*
- *E-oncology: on-line oncology training*
- *Consulting in Palliative care*

**Institut Català
d'Oncologia ICO**
Avinguda Granvia de
l'Hospitalet
199-203 08908 L'Hospitalet
de Llobregat
Barcelona
Spain

President:
Prof. **Josep Maria Vila**
General Director:
Mrs. **Candela Calle Rodriguez**
Research and knowledge office
manager:
Mr. **Josep Ramon Germà i
Lluçh**

OECI contact person:
Mrs. **Candela Calle Rodriguez**
General Director

Karolinska Institute and University Hospital

www.ki.se

Referring Number
ID 16
Full Member

Director's foreword

By being a part of the dynamic and integrative collaboration organisation OEI, Cancer Centre Karolinska (CCK) wishes to contribute to the objectives of OEI, including enhanced communication and joint activities among European cancer institutes to accomplish highly advanced future cancer research and treatment.

Description of the Centre and history

At the Department of Oncology-Pathology (Cancer Centre Karolinska) basic, translational and clinical research and educational activities related to cancer is carried out. Approximately 300 people from over 40 nations are working at the department. We have 37 research groups working mainly within research related to cancer and we have around 120 PhD students. The centre was established in 1998.

Description of the main research activities

The main fields of research at the Department of Oncology-Pathology (Cancer Centre Karolinska) include: Cancer epidemiology, Radiation physics and biology, Forensic medicine, Tumor biology, Tumor immunology and immune therapy against cancer, Translational research on prognostication and therapy prediction using gene express and sequencing strategies. Cancer Center Karolinska (CCK) houses most of the experimental and clinical experimental research of the department. At the clinical department of Oncology some 25 new studies are started on an annual basis; PET/CT/biopsy driven studies for therapy predictive marker studies, conventional phase I to phase 3/4 studies, and national- international collaborations as part of academic studies, co-ordinated by the Clinical Research Unit (KPE).



ACCREDITATION
AND
DESIGNATION
IN THE
ACCREDITATION
PROCESS



SWEDEN

153

Core Facilities

The Core Facilities/Common Equipment at the Department of Oncology-Pathology (Cancer Centre Karolinska) includes: Flow cytometers, Histology Labservice, Real Time PCR, Bacteria Lab, Confocal

Microscope, Counter for Radioactive Isotopes, Elispot, Film Developer, Fluorescence Microscope, Gel Documentation System, Light Microscope with a CCD Camera, Microplate Reader, Microplate Luminometer, Picture Processing Equipment, Sonicator, Spectrophotometry, Ultra Centrifuge, Western Blot Equipment.

In addition, the national center Science for Life Laboratory (SciLifeLab) (www.scilifelab.se <<http://www.scilifelab.se>>) develops, uses and provides access to advanced technologies for molecular biosciences. SciLifeLab is a collaboration between four universities: Karolinska Institutet, Royal Institute of Technology, Stockholm University and Uppsala University, and it combines frontline technical expertise with advanced knowledge of translational medicine and molecular bioscience.

Education

The Department of Oncology-Pathology is responsible for undergraduate courses in Pathology, Oncology and Forensic Medicine for medical students, as well as Tumor biology courses for biomedicine students and Pathology courses for opticians.

**Karolinska Institute
and University Hospital**
171 76 Stockholm
Sweden

Director of Cancer Theme:
Dr. **Harald Blegen** M.D. Ph.D
Cancer Theme Prefect - Director
Strategic Research Program in
Cancer:
Prof. **Jonas Bergh** M.D. Ph.D

OEI contact person:
Prof. **Jonas Bergh** M.D. Ph.D
Cancer Theme Prefect
Responsible of Research and
Education

Skånes Universitetssjukhus

Skane University Hospital

South Sweden Cancer Centre

www.skane.se

Referring Number
ID 96
Full Member

Director's foreword

The Skane University Hospital is located at two sites in the neighboring cities of Malmö and Lund. It has national specialist responsibility for 5 cancer types and regional responsibilities for treatment of rare cancers and other complex diseases in the south Sweden healthcare region, which has a population of 1.8 million.

The Skane University Hospital hosts the South Sweden Cancer Centre that delivers and develops cancer care through expertise that links different specialities and professions together as well as healthcare and academia. The centre is a regional and national competence centre operating with a strong patient focus, which is reflected in patient involvement, quality focus and continuous work to ensure and improve coherent cancer processes. We acknowledge the need to integrate research in everyday clinical work with methods that range from basic research to epidemiology and clinical trials and encourage active research collaborations in areas spanning from prevention to rehabilitation and palliative care. Within our University Hospital system, the CCC structure is developed to promote continuous improvement as well as international networking and benchmarking. Education for all categories of healthcare professionals is another very important mission for Skane University Hospital. For developing our healthcare we strive for evidence based medicine in all medical processes, and hosting the Cochrane Sweden Centre since May 2017, we have standardised procedures for knowledge transfer and implementation.

Description of the Centre and history

The Hospital, founded in 1768, and the University, founded in 1666, have a long tradition of clinical-academic partnerships and the proximity between these institutions promotes collaboration. Cancer research is strong at Lund University with research facilities within and in close association with the Hospital. Shared physician-research positions are common and systems are in place to promote young investigators involved in cancer research. The Skane University Hospital is one of the largest cancer-treating hospitals in the Nordic countries with 8000 cancer patients treated and 68 000 fractions of radiation treatment administered annually, and 140 specialists in oncology and hematology. A phase IV clinical research unit with 20 research nurses is available. The centre develops diagnostics and treatments in national and international collaborations and monitors outcome based on online and updated quality performance measures from some 30 cancer type-specific registers. Multidisciplinary is strongly encouraged with 25 weekly multidisciplinary treatment conferences, several of which are video-based and include the entire healthcare region.

Cancer registration is performed on a population-basis under the responsibility of the Regional Cancer Centre South, which is a partner within the South Sweden Cancer Centre. Skane University Hospital is run by Region Skane, the administrative body of Skane.

Main research activities

The Skane University Hospital and the Lund University closely



Skånes universitetssjukhus

collaborate around cancer research, and the proximity and shared academic-clinic positions represent key success factors for the centre's research. The overall goals are defined by the vision of the Faculty of Medicine and in the regional cancer plan, which defines the following specific goals:

- Research as part of the clinical responsibilities
 - Joint strategic initiatives through close interaction between the leaders of the hospital, the healthcare region and the university
 - Increased research output based on cancer register data
 - A regional network and a national portal for clinical trials
 - To have research nurses at all hospital that treat cancer, as a means of promoting inclusion of patients in clinical trials
 - Continuous development and use of the regional biobank
 - Ongoing research projects are visualised and promoted through an open database structure.
- Key profile areas include genomics and proteomics, stromal components and signaling cascades, model systems, prognostic and predictive biomarkers, novel therapeutic targets and molecular epidemiology, academic clinical trials, radiotherapeutics and health economics.

Core Facilities

- A population-based Regional Cancer Register with 98% coverage rate is run by the Regional Cancer Centre South
- Some 30 cancer-specific quality and outcome registers are run in collaboration between healthcare and the Regional Cancer Centre South
- A regional biobank linked to the Region Skane with free-of-charge collection of tumour samples and blood/plasma samples
- A clinical trial unit for phase IV trials in oncology and hematology at the Skane University Hospital
- Statistical and epidemiological expertise at Lund University and at the Regional Cancer Centre South
- Genomics and proteomics platforms with bioinformatics expertise at the Lund University
- A center for molecular diagnostics, a joint strategic initiative between the Faculty of Medicine at Lund University and the Division of Laboratory Medicine, Medical Services, Region Skane
- A unit dedicated to advanced cell and gene therapy with a focus on hemato-oncology under development
- Rapidly developing imaging facilities including PET CT scans and within short a PET MRI and also a 7 Tesla MRI authorized for both research and health use
- The Cochrane Sweden Centre (since May 2017) and the HTA Skane department for evidence based medicine, knowledge transfer and implementation

Education

As a university level teaching hospital, the South Sweden Cancer Centre is responsible for the teaching of students within a range of professions, including medical students, hospital physicians and nurses. Specialist training is provided in several cancer-related disciplines. The centre also provides a number of further educational initiatives as well as education directed at patients and next-of-kin. Graduate students (>70 PhD students in training solely in oncology and hematology) are involved in the fields of basic, translational and clinical cancer diagnostics and treatment as well as epidemiology.

Skånes Universitetssjukhus

Getingevägen 4
222 41 Lund
Sweden

Medical Director:
Dr. **Björn Lovgren-Ekmehag**
Scientific Director:
Prof. **Ingemar Pettersson**

OECD contact person:
Mrs. **Maria Gustavsson**

Uppsala University Hospital

www.akademiska.se/en/

Referring Number
ID 102
Full Member

Director's foreword

The Uppsala University Hospital, is the oldest and one of the largest university hospitals in Sweden. The first department was established as early as 1708. We are a full-scale university hospital with 8 000 employees and 1 000 beds and responsible for the cancer treatment in a region with a population of 2 million. The hospital provides multidisciplinary cancer care to patients regardless of age, clinical and translational research facilities, is involved in undergraduate and postgraduate education of medical doctors, nurses and PhD students and has a strong collaboration with the industry.

Description of the Centre and history

The cancer clinic at Uppsala University Hospital was founded 1957, the same year the first patient was treated with protons at The Svedberg Laboratory. Since 2015 the clinic is divided into oncology, hematology, endocrine tumors, radiotherapy, palliative care and clinical research. The allogeneic stem cell transplantation program is JACIE accredited and the Endocrine Oncology Unit is an ENETS Center of Excellence and part of the ERN network EURACAN. The first clinic for proton therapy in Scandinavia, Skandion Clinic, is a national project established 2015 and located within the hospital area. Successful cancer research is carried out in close association with the Department of Immunology, Genetics and Pathology, and the Department of Medical Sciences at Uppsala University. Nine professors and clinical researchers at the clinic publish more than 200 papers annually.



Main research activities

Uppsala University Hospital and Uppsala University have a longstanding close collaboration on cancer research which is closely integrated in the clinic and the centre has several internationally renowned groups:

- The centre of excellence for Endocrine tumors, established in 1977
- The JACIE accreditation of the stem cell transplant facility with accompanying research
- The centre of excellence of Mastocytosis
- The Immunotherapy with translational research and investigator driven clinical trials i.e. the first trial of CAR T cells for B-cell malignancies in Europe
- The proximity to the Skandion Clinic in Uppsala with research on proton beam radiotherapy and MRI/Linac
- Outstanding research on several cancers i.e. colorectal cancer, glioma, breast cancer, lung cancer and prostate cancer

Core Facilities

The Clinical Research and Development unit supports clinical trials in oncology. More than 8 000 adult cancer patients at the hospital have been included in a structured longitudinal sample collection effort (U-CAN). Uppsala Biobank is a central repository for the patient samples. From 2018, Uppsala University will host the national biobanking infrastructure for research (BIS/BBMRI.se). The SciLife Lab node at Uppsala University provides access to several national and regional research core facilities for e.g. genomics, proteomics, imaging and drug discovery.

Education

The centre educates medical students and has a joint course at the program as well as participating in other parts of the program. Also, nurses are educated at all levels. Furthermore, the centre has an extensive PhD program with almost all doctors obtaining a PhD and the centre participates in local, national and international courses.



Uppsala University Hospital
SE-751 85 Uppsala
Sweden

Chief Executive Officer (CEO):
Dr. Per Elovsson
Medical Director: (acting):
Dr. Peter Asplund
Head of Department of Pathology:
Dr. Helena M. Olofsson

OECD contact person:
Dr. Peter Asplund
Medical Director (acting)
Dr. Helena M. Olofsson
Head of Department of Pathology

Comprehensive Cancer Centre Zürich (CCCZ)

www.usz.ch



University Hospital
Zurich

Referring Number
ID 116A
Associate Member

Director's foreword

We are proud to be the first Swiss Comprehensive Cancer Center and also the first Swiss Institution to become member of OECI.

Description of the Centre and history

The Comprehensive Cancer Center Zürich encompasses the clinical activity of the Cancer Center Zurich - together with the University Hospital Balgrist and the University Children's Hospital Zurich - and the Cancer Research Center founded by the University of Zürich. The range of services and treatment comprises 17 centers of excellence and covers all tumor entities.

Main research activities

We offer our patients innovative and interdisciplinary treatment concepts according to the latest medical standards and the latest research results. A second opinion portal offers fast and uncomplicated access to the specialists of our centers. With the help of numerous clinical trials conducted at our facility, we can often find solutions where established procedures are reaching their limits. As an oncological center, we are certified according to the guidelines of the German Cancer Society and have centralized data and quality management. Essential for quality management are our weekly multidisciplinary tumor boards and expert groups in immune-oncology and molecular oncology.

Core facilities

The Cancer Research Center (CRC) aims to integrate and support cancer research activities of the University Hospital, Children's Hospital and Balgrist University Hospital. As an interdisciplinary research platform, it bundles research activities in tumor immunology; epigenetics, genetics and genomics; oncogenic signaling; and imaging and technology development.

Education

The Comprehensive Cancer Center Zürich actively supports teaching and postgraduate education by hosting the PhD and Master Programs in Cancer Biology of the University of Zürich. The aim is to promote interdisciplinary training and continued education to train the next generation of excellent researchers and physician-scientists in oncology.



Comprehensive Cancer Centre Zürich (CCCZ)

Rämistrasse 100
CH-8091 Zürich
Switzerland

General Director:

Prof. Rolf A. Stahel

Member Board of Directors:

Prof. Mares van den Broek

Prof. Markus G. Manz

Prof. Holger Moch

Prof. Michael Weller

OECI contact person:

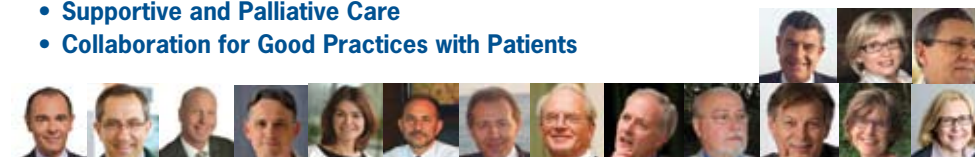
Dr. Kathleen Beese

CCCZ Manager

Why join the OECI?

The main advantages of being and of becoming an OECI Member

- Support for the professional development of your Centre/Institute
- Representation and advocacy at the highest levels of European cancer policy discussion as a founding member of ECCO
- Make contact with other Cancer Centres through the OECI Member Directory,
- Promote your Institute using the OECI logo on the local website, letterhead, publications and initiatives.
- Access to the OECI Programme for the certification of your Centre/Institute as a Clinical Cancer Centre or a Comprehensive Cancer Centre
- Join as partner in EC research/training applications coordinated by OECI or by other promoters.
- Inclusion of the main information and references of your Institute in the OECI webpages and in the Annual OECI Yearbook, widely disseminated in Europe.
- Free subscription to receive printed copies of Cancerworld and Tumori Journal.
- Active participation in the activities of all the OECI Working Groups:
 - Accreditation and Designation
 - Biobanks and Molecular Pathobiology
 - Cancer Economics and Benchmarking
 - Cancer Outcomes Research
 - Supportive and Palliative Care
 - Collaboration for Good Practices with Patients



TO BECOME A MEMBER

Any European Institution active in the area of cancer, including research, prevention and care, and which fulfils the conditions provided for in Article 4 of EEC REGULATION 137/85 of 25 July, 1985 on the creation of an European Economic Interest Grouping, may become a Member.

To apply fill-in properly the application form
<http://www.oeci.eu/Membership.aspx>
and send it to the OECI Liaison Office at
oeci@oeci.eu



Organisation
of European
Cancer Institutes

European Economic
Interest Grouping

Netherlands Cancer Institute

www.nki.nl



Director's foreword

Various site visits and performance reports rank the Netherlands Cancer Institute among the most prominent Comprehensive Cancer Centres (CCC) in Europe and especially its performance in translational research programs is considered to be outstanding. The designation as CCC by the OECD and our participation in - and contribution to - developments on European level are important matters as it stimulates us to benchmark our performance and give opportunity to share our experiences. It is the ambition of the Netherlands Cancer Institute to keep improving its patient care and research performance and to keep contributing to practice changing innovations.

Description of the Centre and history

The Netherlands Cancer Institute was established on October 10th, 1913. The founders, Rotgans, professor of Surgery, De Bussy, publisher, and De Vries, professor of Pathology, wanted to create a cancer institute 'where patients suffering from malignant growths could be treated adequately and where cancer and related diseases could be studied'. They bought a house on one of the canals in Amsterdam and named it the 'Antoni van Leeuwenhoek Huis', after the famous Dutch microscopist. The clinic had room for 17 patients, while the laboratory could accommodate 8 to 10 scientists. Nowadays, the organisation employs 2,435 people of which amongst others 750 scientists and scientific support personnel. In 2015 the hospital will have 152 medical specialists, 210 beds, an outpatients clinic that receives 29,000 patients each year, 10 operating theaters and 11 radiotherapy units. It is the only dedicated cancer centre in the Netherlands and maintains an important role as a national and international center of scientific and clinical expertise, development and training.

Referring Number
ID 1
Full Member



Clinical Cancer Center

Issued on: 10 August 2017

Validity date: 10 August 2022

Main research activities

The Netherlands Cancer Institute is active in the full translational research spectrum and has facilities for fundamental, early and late translational and clinical research. Most of the research is investigator initiated and the majority of projects is funded from competitive sources.

Core Facilities

In patient care the institute has an innovative radiotherapy facility in which software development for image guided treatments is a prominent feature. In cooperation with other groups and universities in Amsterdam and Utrecht (NL) a proton therapy center and MR-Linac (an integrated MRI guided radiation therapy system) are scheduled for installation in the near future. An innovative surgery complex enabling image guided surgery will be operational in 2015. Furthermore, the Netherlands Cancer Institute is a center for translational tumor immunology in the Netherlands, has a number of high throughput sequencing facilities and has one of the most state-of-the-art animal research facilities in Europe.

Education

Being a comprehensive cancer centre combining state of the art research facilities and an hospital, the Netherlands Cancer Institute transfers specialized and updated knowledge to scientists, clinicians, technicians, nurse specialists, postdoctoral fellows and (Ph.D./masters) students of various nationalities. The institute offers a stimulating and interactive (research) environment with state of the art facilities.

Artist's impression of the new innovative hybrid operation room at the Netherlands Cancer Institute.



Netherlands Cancer Institute

Plesmanlaan 121,
1066 CX Amsterdam
The Netherlands

Member Board of Directors:
Dr. **Marien E. van der Meer**
Scientific Director:
Prof. **René Medema**

OECD contact person:
Dr. **Marien E. van der Meer**
Member Board of Directors



Maastricht University Medical Centre

Comprehensive Cancer Centre
GROW School for Oncology and
Developmental Biology<https://www.mumc.nl>www.grow-um.nlReferring Number
ID 74
Full Member

Director's foreword

The mission of our Maastricht Comprehensive Cancer Centre (MCCC) is to provide and improve optimal patient-centered cancer care. As a CCC it will operate as the academic partner in a cancer care network that comprises the Southeast region of the Netherlands.

The clinical care is optimally integrated with research and education. With a strong emphasis on translational research, the major aim of scientists and clinicians within MCCC is to efficiently implement basic knowledge into innovative approaches for individualizing prevention, diagnosis and treatment.

For the transfer of knowledge and skills in cancer prevention and care to the future generation the MCCC invests in education and training of (para)medical graduates and postgraduates as well as master and PhD students in related biomedical areas.

The long-term objectives are:

- Less cancer by promoting healthy living and early detection
- More cure through efficient implementation of research results
- Making the patient a partner in research and treatment
- Better quality of life for the cancer patient

ACCREDITATION
AND
DESIGNATION
IN THE
ACCREDITATION
PROCESSMaastricht UMC+
azM | Maastricht University

Description of the Centre and history

In 2007, the Maastricht UMC+ opened a new outpatient facility adjacent to the main hospital, devoted to the care of cancer patients. The design is patient oriented along the concept of a 'healing environment'. A new outpatient day care chemotherapy unit, designed in this same concept, was installed in 2014. The inpatient care is located in the main hospital and will be reorganised in the coming years along the same patient centered principles rather than the traditional medical specialties. The MCC provides cancer care for patients from the Maastricht area (45%) and tertiary care for patients referred by other hospitals (55%), with more than 7000 new patients per year. The adjacent radiotherapy facility MAASTRO Clinic treats 3700 patients per year. Patient care is organized along multidisciplinary clinical care pathways.

Research

In 2013 the Royal Dutch Academy of Arts and Sciences has renewed the recognition of GROW as an official Research School for the next six years. The external review committee concluded that overall, the quality and productivity was high, with some elements without any doubt 'outstanding'. The committee was impressed by the developments of the last 6 years, especially with regard to output quantity and quality. In 2012 there were 327 papers in peer reviewed international journals and 13 PhD theses.

The research areas are:

- Adaptive Radiation Oncology
- Cancer Genetics and Tumor Phenotype
- Diagnostic Imaging and Surgical Oncology
- Epidemiology and Prevention
- Hematology/Cell Therapy
- Medical Oncology
- Molecular Epigenetics
- Skin Diseases
- Toxicogenomics
- Tumor Hypoxia and Microenvironment

**Maastricht University
Medical Centre**
Maastricht UMC+
P. Debyelaan 25
6229 HX Maastricht
The Netherlands

Medical Director:
Prof. **Bernd Kremer**
Scientific Director:
Prof. **F.C.S. Ramaekers**

OECD contact person:
Prof. **Bernd Kremer**
Medical Director

Erasmus MC Cancer Institute

Erasmus MC Kanker Instituut

www.erasmusmc.nl

Referring Number
ID 49
Full Member

Description of the Centre and history

As of November 2013 all patient care, research and education at Erasmus MC related to cancer is concentrated at Erasmus MC Cancer Institute. Both nationally and internationally, we provide excellent cancer care and treatment and ground breaking, innovative research to make sure that increasingly people survive cancer, are cured from cancer and have a better quality of life.

Main research activities

Our ground breaking research in the fight against cancer paves the way for new, promising treatments and improvements in quality of patient care. New discoveries within our institute can be implemented quickly in our academic setting. Our researchers are internationally renowned.

Core Facilities

Our specialists are highly experienced in diagnosing and treating virtually all cancer types, ranging from the most common to the rarest forms of cancer. We combine our expertise with advanced cancer therapies and innovative treatments and we provide complex, high quality academic care which is based on our scientific research.

Patients receive treatment from a dedicated multidisciplinary team of cancer experts. For each tumor type, groups of specialists work together to guarantee the best available care.



Education

Erasmus MC Cancer Institute uses its talents to train tomorrow's healthcare professionals and enables them to treat cancer most effectively and to be involved in top of the bill research programs. We train the best specialists, scientists, technicians and nurses and by doing so build a strong network of the best healthcare professionals in the field of cancer.



Erasmus MC Cancer Institute

Wytemaweg 80
3015 CN Rotterdam
The Netherlands

General Director:
Prof. **Pieter Sonneveld**

OECE contact person:
Mrs. **Erna Elfrink**

IKNL Integraal Kankercentrum Nederland

Netherlands Comprehensive Cancer Organisation

www.iknl.nl

Referring Number
ID 66
Full Member

Director's foreword

IKNL is the Dutch national oncological network organisation for health care professionals and policymakers. Its objective is to support the care givers in their efforts to continuously improve on oncological and palliative care. IKNL effects this objective through four main processes: registration, research and data reporting, improvement programs and development of guidelines.

Description of the Centre and history

IKNL is a national organisation that has an independent role in regional networks, and supports co-operation in oncological care. IKNL is funded by the Dutch government.

For the year 2015, IKNL has formulated the priorities below:

- to establish new datasets in cooperation with health professionals
- to introduce a new ICT registration system for the Netherlands Cancer Registry
- to establish new links with other relevant registers
- to set up an IKNL portal to make data more easily accessible
- to measure the results of care
- to advise the development of Comprehensive Cancer Networks in the Netherlands
- to start a national registry on palliative care



Main research activities

The research department consists of approximately 50 persons, which mainly focusses on studies in quality of care, quality of life, cancer in the elderly and public health. Those topics will be extended with research on: prevention through intervention (e.g. scalp cooling, nutrition, physical activity) and cancer and medication.

Quality of cancer care is an important research topic at the Netherlands Cancer Registry. It includes research concerning epidemiological trends on incidence, survival, and mortality. Also research on regional variations in diagnostics, treatment, and follow-up is conducted. Furthermore, the effect of treatment on outcome on a population-based level is extensively studied. This type of research gives insights into outcome measures like survival for the entire population in the Netherlands, especially for groups of patients who are often not included in randomized trials like elderly patients or patients with a low socioeconomic status. Researchers at the Netherlands Cancer Registry work in close collaboration with health care professionals.

Results are being published in (inter)national peer-reviewed journals, presented at (inter)national congresses, and importantly, discussed with medical specialists in the regions. Consequently, the results of these studies may immediately improve quality of care for cancer patients.

Core Facilities

The core of IKNL is the nationwide Netherlands Cancer Registry. This cancer registry started in 1989 and includes all 94 Dutch hospitals. Data on all new cancer patients are actively collected by trained registry personnel directly from pathology reports and medical records. The Netherlands Cancer Registry gets notifications of all newly diagnosed malignancies by the automated pathology archive (PALGA). Additional sources are the national registry of hospital discharge, hematology departments and radiotherapy institutes. Completeness is estimated to be at least 95%. About 100,000 new patients are introduced each year, and followed for a mean of 7 years.

The Netherlands Cancer Registry participates in EUROCOURSE (EUROpe against Cancer: Optimisation of the Use of Registries for Scientific Excellence in research).

Education

IKNL provides multiple education programmes and conferences for health care professionals, all aiming at quality improvement. More and more these efforts are 'on the spot'.

iknl Netherlands
comprehensive
cancer organisation

IKNL Integraal Kankercentrum Nederland

IKNL, location Utrecht
Postbox 19079
3501 DB Utrecht
The Netherlands

Chairman of the Board:
Prof. **P.C. Huijgens**

OECD contact person:
Dr. **Harriët Blaauwgeers**
Advisor

Radboudumc Centrum voor Oncologie

Radboudumc Centre for Oncology

www.radboudumc.nl

Referring Number
ID 85
Full Member

Director's foreword

To have a significant impact on cancer care is the ambition of the Radboudumc Centre for Oncology. By integrating education, science and care this is achieved by the 2500 doctors, nurses, teachers scientist and many other professionals on a daily basis. Our focus on the needs and wishes of our patients inspire us to offer the highest quality of care, and continuously improve it. Our care is organised in multidisciplinary teams dealing with specific tumor types. In these teams patients are discussed in the tumor boards, but also the opportunities that research offers. Our role as an Academic oncology centre gives us the responsibility to be a last resort for complicated clinical problems, rare cancers and highly complex interventions. At the same time we strongly believe that high quality care should be given as close to where a patient lives as possible. Our care is therefore organised in regional comprehensive cancer networks. The Radboudumc Centre for Oncology offers cancer care in the broadest sense, but in research there is a focus on 5 themes: Rare Cancer, Urological Cancer, Cancer of the Digestive tract, Cancer development and the immune system and Women's Cancer.

Description of the Centre and history

Radboud university medical center is a leading academic center for patient care, education and research, with the mission 'to have a significant impact on healthcare'. Our activities help to improve healthcare and consequently the health of individuals and of society. We believe we can achieve that by providing excellent quality, participatory and personalised healthcare, operational excellence and by working together in sustainable networks.

Main research activities

The research in Radboudumc is organised in the 19 disease-oriented research themes, where of 5 are focused on cancer research. The cancer research relevant themes are:

- Cancer development and immune defense
- Rare cancers



- Tumors of the digestive tract
- Urological cancers
- Women's cancers
- Within the theme the broad spectrum research is represented from Molecule to Men to Population, which strengthens the research lines. The main goal "... to have a significant impact on healthcare" is reached by close collaboration of clinicians and the fundamental researchers.

Core Facilities

Within the research structure of Radboudumc the number of technological and non-technological facilities are available organised in Technology Centers.

The following multi-institutional platforms are both used and supported by all oncologic research themes:

- Imaging, including PRIME (the Preclinical Imaging Centre, which was established in 2011)
- High-throughput genomics
- Proteomics
- Clean-room facilities
- A unit for the clinical application of new drugs
- A unit for psychosocial research tools
- Biostatistics
- The microscopy center
- The Central Animal Facility
- Bio-informatics
- The Center for Minimal Invasive Treatment (MiTeC)
- Databases and biological banks of cancer patient groups such as PSI and the Comprehensive Cancer Center Netherlands (IKNL)

Education

The Radboud university medical center offers the education in these four programmes:

- BSc, MSc (3300 students Radboudumc)
Medicine (240 graduate/year)
Biomedical sciences (BMS; 70/year)
Dentistry (55/year)
- MSC Molecular Mechanism of Disease (MMD; 24/year)

In the field of oncology the activities are spread in BSc and MSC studies, in different educational blocks. The most successful are the Basic course of Oncology for the 2nd year Medicine students and Cancer research course for the 3rd year of BMS. Further a number of specific topics such as Gene and Immunotherapy, Pathophysiology etc are highlighted in the MMD program and in the form of Master classes within the MMD program. Yearly, the Science Day is organized which allows the students of Cancer research to participate and get in touch with young researchers.

For the talented bachelor students the Radboud Honours academy is organized in which Oncology plays an important role.

Radboudumc Centrum voor Oncologie

Geert Grooteplein Zuid 10
P.O. Box 9101
(internal code 824)
6500 HB Nijmegen
The Netherlands

General Director:
Prof. **Koos van der Hoeven**
Medical Director:
Prof. **Peter Mulders**
Scientific Director:
Prof. **Paul Smits**

OECD contact persons:
Prof. **Koos van der Hoeven**
General Director
Mrs. **Conny Verbrugge-Lubeek**
Management assistant

Director's foreword

Oncology is one of the strategic priorities of Rijnstate. Our oncology centre stands for distinctive quality and optimal patient centeredness. External audits and benchmarks show that Rijnstate holds a stable position on quality at the top of the largest hospitals in the Netherlands, and we are truly proud of that. As one of the largest cancer centres in the Netherlands, we offer nearly all types of cancer care. We focus on providing care, which we are demonstrably better at than the average hospital. We do this with efficient and patient-centered care and a scientific basis. We work with specialised (Netherlands Cancer Institute) and academic centres (Radboud University) in comprehensive cancer networks. In addition, we operate under the name A.R.T.Z. Oncology Centre, along with hospitals in the region. The strength of this partnership is to share knowledge and experience to ultimately provide the best quality of cancer care in the region. By participating in the OECD, we expect to further improve our quality and strengthen our cancer centre performance as well as the profile of our network cooperation.

Description of the Centre and history

Rijnstate is a top-clinical teaching hospital. Our direct service area covers approximately 450,000 residents. Every year, we treat approximately 2,000 new cancer patients. In the field of oncology, Rijnstate is a supra-regional centre of excellence for breast cancer, lung cancer, stomach cancer, colon cancer, prostate cancer, kidney cancer, bladder cancer and blood cancer.

In 2016, Rijnstate opened a new building for our oncology centre in Arnhem. This centre handles outpatient diagnostics and –care and chemotherapy daycare for patients with cancer. We used the principles of a healing environment and patient-centred care for its design. For instance, patients who (may) have breast cancer will follow all of the diagnostic pathway steps - including radiodiagnostics- at the centre. From 2017 the oncology department is structured as an “integrated practice unit” and all relevant staff (including medical) is organised within the multidisciplinary unit.

A.R.T.Z.: Regional Cancer Network

The regional collaboration A.R.T.Z. (Alliantie Regionale Topzorg) was set up to keep the highest quality cancer care accessible to residents of the region. By sharing knowledge and experience and forming specialised teams for each type of cancer, we, as A.R.T.Z., offer care that meets the



highest quality standards to our patients with (suspected) cancer. In 2012, the collaboration for cancer treatments which are relatively rare started, such as the surgical treatment of stomach, lung and liver cancer. Late 2014, the collaboration was intensified. Regional cancer treatment pathways have been uniformed for the lung cancer, breast cancer, urologic- and gastrointestinal oncology. Specialist teams have multidisciplinary consultations with each other and exchange data on quality indicators. Moreover, A.R.T.Z. has a formalised partnership with the Radiotherapy Group in the field of radiotherapy. The locations in Arnhem and Ede have access to linacs; 5 in Arnhem and 2 in Ede. The catchment area of the A.R.T.Z. Oncology Centre covers about 1 million residents. Every year, as A.R.T.Z., we treat approximately 4,500 to 5,000 new oncology patients.

Main research activities

Doing research and developing innovations is essential for a top-clinical hospital. Rijnstate carries out or participates in scientific research to improve the care of oncology patients. We carry out tumour-oriented research and we specifically occupy a later position in the translational chain so we are closer to the implementation in practice. Therefore, cooperation with the business and industrial partners is of great importance. We also involve universities, municipalities and health insurers. For example, we closely collaborate with the Radboud University Nijmegen Medical Centre and the University of Twente.

Because of the collaboration in the oncology centre, we will also be able to do much more multidisciplinary research in the future. An example of this is the DNA-directed cancer research in the Center for Personalised Cancer Treatment (CPCT), a national sequencing facility. CPCT endeavours to offer each patient a personalised treatment against cancer, which is based on the genetic properties of the patient's tumour. In this way, we try to avoid inefficient treatments. Rijnstate has been doing CPCT research since early 2016.

Core facilities

- Fully equipped surgical complex, with 2 surgical Da Vinci robots
- European training centre for robotic surgery
- Immunotherapy Centre for Lung Cancer
- Radiotherapy via the radiotherapy group, located next to Rijnstate Arnhem (5 linacs) and Ede (2 linacs)
- Regional Center for preventive Colorectal screening and certified gastroenterologists
- Member of the largest pathology lab cooperation in The Netherlands.
- Long standing expertise in (ESMO accredited) palliative care services.

Education

Rijnstate is among the 27 large training hospitals in the Netherlands to provide highly specialised medical care. Rijnstate is a teaching hospital and collaborates to provide full (or a part of) the training for 26 medical specialties. In total 100 residents are employed annually and, every year, 450 medical students do their internships at Rijnstate.



Rijnstate

Rijnstate

Wagnerlaan 55
6815 AD Arnhem
The Netherlands

Chief Executive Officer (CEO):
Prof. **Wim H. van Harten**
Member of the Executive Board:
Mr. **J.K. Cappon**
Medical Director:
Dr. **D. Creemers**

OECD contact persons:
Dr. **M. van Gelder**
Care anager Oncology
Mr. **J.E. Rütter**
Chairman Oncology Centre

University Medical Center Groningen Comprehensive Cancer Center (UMCG-CCC)

www.umcg.nl

Referring Number
ID 103
Full Member

Director's foreword

The University Medical Center Groningen Comprehensive Cancer Center (UMCG-CCC) is the largest cancer center in the Northern Netherlands providing high quality multidisciplinary cancer care to all cancer patients. The UMCG-CCC focusses on complex and innovative cancer care. A growing number of regional cancer networks has been established to share our expertise with other cancer health care providers enhancing the quality of cancer care in the entire region. The central research theme of the UMCG "Healthy Ageing" is reflected in our cutting-edge research activities to achieve our main goal, i.e. more cancer survivors with better quality of life.

Description of the Centre and history

The UMCG is uniquely located in the city center of Groningen for more than two centuries. More than 13,000 employees provide patient care, are involved in medical education and perform cutting-edge scientific research, focused on 'healthy and active ageing'. There are 3.5 million inhabitants within UMCG's catchment area. The UMCG is one of eight university medical centers in the Netherlands.

In 2015, UMCG founded the UMC Groningen Comprehensive Cancer Center (UMCG-CCC), to further enhance high quality medical care for oncologic patients, fully integrated with preclinical and clinical research and education and training. The UMCG-CCC accommodates 24 multidisciplinary tumour boards and 10 recognized tumour expertise centres. The UMCG-CCC is responsible for integrated care in patient pathways and for the organisation of multidisciplinary tumour boards and working groups.



Main research activities

Good patient care in the future demands ground-breaking scientific medical research. All fundamental, translational and clinical oncologic research activities are brought together into the Cancer Research Center Groningen (CRCG) of the UMCG-CCC, with various research programs. The research activities share the overall perspective of 'healthier and longer lives of cancer patients through improved care'. This will ultimately lead to:

- Early detection
- Personalised precision cancer therapy
- Reducing the unintended side effects of treatment on normal tissues and
- Improving the quality of life of cancer patients.

Core facilities

In the UMCG Comprehensive Cancer Center the patient is the central point of focus. A dedicated outpatient clinic for all oncologic patients is located at the north part of UMCG. As a result, patients are not required to visit different parts of the hospital. The outpatient clinic is a unique facility that has been built with a single purpose in mind: to ensure top-quality, efficient and patient-centred care in a peaceful and warm environment.

At present, the UMCG is working on highly innovative cancer treatments and technologies, such as

- proton therapy
- micro-invasive and image-guided surgery
- molecular diagnostics, immunotherapy and targeted therapy

Recently the construction of UMC Groningen Proton Therapy Center (GPTC) started on the campus of the University Medical Center Groningen. At the end of 2017, the first patients are foreseen to be treated with protons.

Education

The UMCG collaborates closely with the University of Groningen, some 4,000 students are trained as physicians, dentists and movement scientists. More than 350 physicians are trained as medical specialists.



**University Medical
Center Groningen
Comprehensive Cancer
Center (UMCG-CCC)**
Hanzeplein 1
9700 RB Groningen
The Netherlands

Chairman of the Board:
Prof. **Johannes A. Langendijk**
Scientific Director:
Prof. **Edo Vellenga**

OECD contact person:
Dr. **Ineke Middeldeldt**

Anadolu Sağlık Merkezi

Anadolu Medical Center

www.anadolusaglik.org
www.anadolumedicalcenter.com



Clinical Cancer Center
Issued on: 9 April 2018
Validity date: 9 April 2023

Director's foreword

Anadolu Medical Center is foundation based nonprofit center to provide world class healthcare services in order to improve life quality.

Description of the Centre and history

The hospital is in Kocaeli, a 48.500 m² covered area on 188.000 m² field. The first patient admitted on February 12, 2005. Total number of inpatient beds is 201. Over 17.000 annual outpatient visit and over 3500 new cancer diagnosis made annually. Over 1300 employees are serving local, regional and international patients. Our excellence centres are Oncological Sciences, Cardiac Care and Women's Health. Exclusive affiliation with Johns Hopkins Medicine includes knowledge transfer, education and training of the staff and medical second opinions.

Main research activities

Although AMC is not a research oriented centre, there are some ongoing research activities in collaboration with universities with over 100 SCI publications annually.

Core Facilities

Advanced technology is in use such as Cyberknife, PET-CT, DaVinci Robotic Surgery and molecular diagnostics.

Education

There is no accredited education program but many ongoing postgraduate learning facilities.



Anadolu Sağlık Merkezi
Anadolu Sağlık Merkezi Hastanesi
Cumhuriyet Mahallesi 2255
Sokak No:3
Gebze
41400 Kocaeli
Turkey

General Director - CEO:
Mr. Tacir Türkan Özilhan
Medical Director / CMO:
Prof. Yalçın İlker

OECD contact person:
Prof. Hüseyin Baloglu

Referring Number
ID 98A
Associate Member

Dokuz Eylül Üniversitesi

Onkoloji Enstitüsü

Dokuz Eylul University Institute of Oncology

www.deu.edu.tr/onkoloji



Referring Number
ID 30A
Associate Member

Director's foreword

The Institute is a non-profit comprehensive oncology <<http://en.wikipedia.org/wiki/Cancer>> centre, promoting excellence in the prevention, diagnosis and treatment of cancer by developing clinical and scientific research coupled with innovative organisation, education and management. The measures and principles that guide and inspire Institute's staff are: central role of the patient, progression of the quality of care, excellence of service duties, multidisciplinary approaches to clinical problems, development of translational research, basic values and right of human resources, opening to international cooperation.

Description of the Centre and history

The Institute, one of the three oncology institutes approved by the Council of Ministers, was established in 1992 to realise a unique and innovative model for health and advanced research in oncology in the Aegean Region of Turkey. The Institute is in charge to Dokuz Eylül University Rectorship and integrates prevention and diagnosis, health education and training, research and treatment. The Institute is functioned as an intramural multidisciplinary institute within the auspices of the Dokuz Eylül University Hospital and the Faculty of Medicine. The following services are active:

- Clinical Oncology (Medical oncology, Pediatric oncology, Tumor Pathology, Radiation Oncology)
- Basic Oncology (Etiology of Cancer, Biochemistry of Cancer, Cancer Genetics, Tumor Biology, and Immunology, Experimental Oncology)
- Preventive Oncology (Epidemiology of Cancer, Training and social facilities)

Main research activities

The main purpose is to promote and develop research excellence, also pursues to make contributions to the development of new and better therapies for the treatment of cancer.

Education

Master and postgraduate programs are conducted with a total of 28 PhD and 9 MS positions. Basic Oncology MSc program has been started at 1997, and Basic Oncology PhD program has been started in the 2000 to obtain knowledge on basic and clinical oncology, improve laboratory skills and to create proficiency in planning of research, analysing experimental data, and to report the results in the scientific format.



**Dokuz Eylul University
Institute of Oncology**
Dokuz Eylul University
Institute of Oncology
İnciraltı Kampus, Balçova
35340 İzmir
Turkey

General Director:
Prof. Dr. Nur Olgun

OECD contact person:
Associate Prof.
Yasemin Baskin

RE Kavetsky Institute of Experimental Pathology, Oncology and Radiobiology (IEPOR)



Referring Number
ID 38A
Associate Member

of National Academy of Sciences of Ukraine

Інститут експериментальної патології, онкології і радіобіології ім. Р.Є. Кавецького НАН України

www.iepor.org.ua

Director's foreword

IEPOR is aimed at strengthening scientific research in cancer, practical assistance to health care, training qualified oncologists. We combine experimental research with the designing of novel methods of diagnosis, treatment prognosis etc. and their implementation in practice.

Description of the Centre and history

IEPOR was founded in 1960, is OECE associated member since 1994. Since 1979 IEPOR publishes international Journal "Experimental Oncology". National scientific school of experimental oncology is based on the concept of "Tumor-Host Interaction", formed due to durable Institute's research. We have National Collection of tumor cell cultures and strains; Ukrainian Reference lab for hemoblastoses.

Main research activities

Investigations of tumor cell biology and its microenvironment, molecular-cellular mechanisms of carcinogenesis for developing new methods of diagnosis, prognosis and individualized treatment; studies of molecular aspects of directional transport systems aimed at increasing treatment effectiveness, overcoming drug resistance; elaboration of methods for precancerous diseases detection, early, differential cancer diagnosis; designing new principles and treatment programs, including those based on innovative nanotechnologies principles, construction and design of effective means of chemo- and biotherapy, overcoming chemoresistance to antitumor drugs.

Core Facilities

Departments: mechanisms of anticancer therapy; immunocytochemistry & hematology; physical & chemical mechanisms of sorption detoxification; cancer biotherapy means construction; tumor cells' microenvironment; regulatory mechanisms of tumor cell.

Education

Department of Fundamental Medicine of Kyiv National University, 3 research-educational labs for Bachelors.

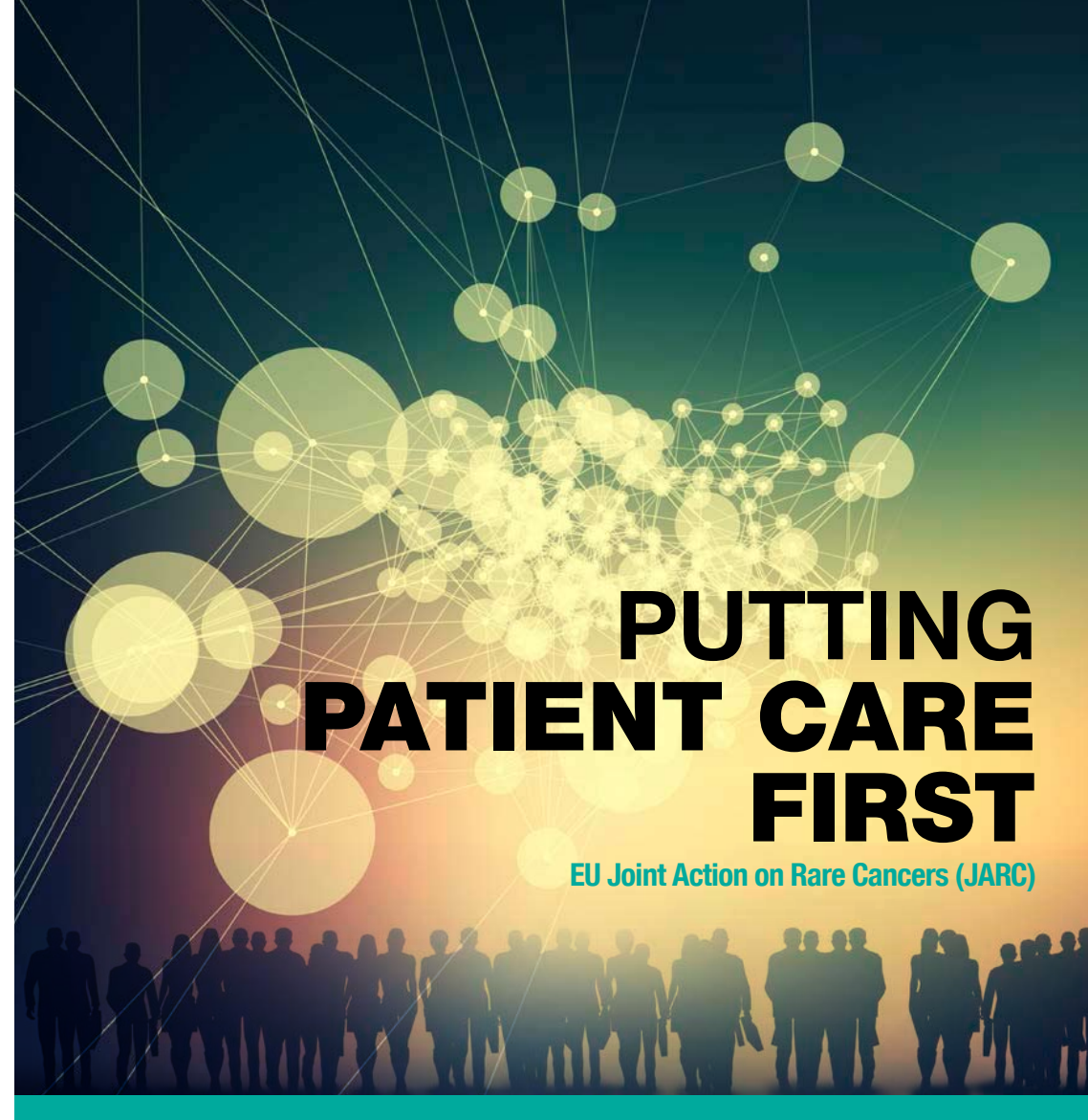


RE Kavetsky Institute of Experimental Pathology, Oncology and Radiobiology of National Academy of Sciences of Ukraine (IEPOR)
Vasylkivska str., 45
Kyiv, 03022
Ukraine

General Director:
Prof. **Vasyl F. Chekhun**

OECE contact persons:
Prof. **Vasyl F. Chekhun**
General Director

Dr. **Iryna V. Shepelenko**



PUTTING PATIENT CARE FIRST

EU Joint Action on Rare Cancers (JARC)

WP05 Assuring Quality of Care

"The final goal of the Action will be to contribute to improve health outcomes for patients with rare cancers and to decrease health inequalities for rare cancer patients across Europe".

- Commissioner Vytenis Andriukaitis



www.jointactionrarecancers.eu

The Christie NHS Foundation Trust www.christie.nhs.uk

Referring Number
ID 52
Full Member



IN
RE-ACCREDITATION
PROCESS

The Christie NHS Foundation Trust

The Christie's NIHR Clinical Research Facility is a large, high quality, dedicated clinical research environment where our patients can participate in complex and early phase clinical trials. Around 400 clinical trials may be taking place at any one time.

Core Facilities

The Christie NHS Foundation Trust provides:

- Radiotherapy, in one of the world's largest radiotherapy departments and at our radiotherapy centres in Oldham and Salford
- Chemotherapy, through the largest chemotherapy unit in the UK, as well as via 10 other sites, its new mobile chemotherapy unit and in patients' homes
- Specialist surgery for complex and rare cancer
- A range of support and diagnostic services

Education

The Christie School of Oncology delivers education to all grades of staff involved in cancer care delivered through multi-professional and interdisciplinary approaches. In developing programmes of activity The Christie has access to and the support of some of the country's leading experts in cancer care, treatment, and services.



**The Christie NHS
Foundation Trust**
Wilmslow Road
Withington
Manchester
M20 4BX
United Kingdom

General Director:
Mr. **Roger Spencer**
Medical Director:
Prof. **Chris Harrison**
Scientific Director:
Prof. **John Radford**

OECE contact person:
Mrs. **Marie Hosey**

Director's foreword

For more than 100 years The Christie has played a crucial role in advancing cancer treatment and care, with the patient being at the centre of everything we do.

Our vision is to develop as a world leading cancer institute by delivering first class services closer to people's homes, providing treatment in a world class environment, and extending our international programme of research.

Description of the Centre and history

The Christie NHS Foundation Trust is a specialist cancer centre treating over 40,000 patients a year.

We were the first hospital in the UK to be invited to join the Organisation of European Cancer Institutes in 2008 and the first UK organisation to be accredited as a Comprehensive Cancer Centre, making us one of eight centres to have this prestigious status in Europe.

Main research activities

The Christie's cancer research in Manchester is rated the best in the UK.

We are one of Europe's experimental cancer medicine centres, and an international leader in research and development.

The Christie is part of the Manchester Cancer Research Centre working with The University of Manchester and Cancer Research UK. We are also one of seven partners in the Manchester Academic Health Sciences Research Centre.



Cambridge Cancer Centre

www.cambridgecancercentre.org.uk

Director's foreword

Today there is growing optimism that science can be translated into real benefits for cancer patients. Progress is likely to come from the interface of different scientific disciplines, and from closer interaction between the laboratory and the clinic. We aim to be a model for how to enable the translation of elegant basic science into potentially powerful clinical discovery. Our vision is to bring together the diverse strengths of Cambridge to create novel practical applications to improve the early detection and treatment of cancer.

Referring Number
ID 64
Full Member

Description of the Centre and history

The Centre was established in 2005. The formal partners of the Cambridge Cancer Centre are Cancer Research UK, the University of Cambridge, and Cambridge University Hospitals Foundation Trust (CUH), which includes Addenbrooke's Hospital. The membership includes over 140 scientific principal investigators (PIs) and senior investigators as well as over 80 NHS clinical (or physician) consultants who are engaged in cancer-related clinical or translational research.

Basic research activities take place within Institutes that are dedicated to cancer, University academic departments, and partner institutes. Clinical and translational research takes place primarily through the dedicated cancer Institutes, the University Departments of Oncology and Haematology, and consultants within CUH. The Centre membership and partners include the following:

- Dedicated cancer related research including, on the hospital site, the CRUK Cambridge Institute, the MRC Cancer Unit, the Centre for Cancer Genetic Epidemiology and the University Departments of Oncology and Haematology, as well as CRUK-funded researchers in other Departments.



IN
RE-ACCREDITATION
PROCESS



- World-class expertise in basic biology in several University Institutes, including the Wellcome Trust Stem Cell Institute, the Wellcome Trust/CRUK Gurdon Institute and MRC Laboratory of Molecular Biology (LMB).
- Outstanding physical sciences research relevant to cancer in the University Departments of Mathematics, Engineering, Physics and Chemistry.
- Neighbouring major institutes, including the Wellcome Trust Sanger Institute, European Bioinformatics Institute (EBI) and Babraham Institute.
- A 1100-bed University and regional hospital and Clinical School that has expanded significantly since the 1990s.
- A vibrant biotech industry, in part derived from University research, for example Illumina (Solexa), Abcam, Astex, KuDOS, MedImmune and Genzyme.
- A close collaboration with AstraZeneca, which is relocating its Global Oncology Research and Development and Global Headquarters to the Cambridge Biomedical Campus adjacent to the Addenbrooke's hospital and the CRUK Cambridge Institute.

Main research activities

The Centre's research is focused on preventing high-risk groups from developing cancer, detecting cancer as early as possible, providing personalised treatment for patients, and discovering why some cancers are resistant to treatment. Translational research that integrates cancer biology, genomic technologies, and imaging with clinical research is benefiting patients with breast, ovarian, prostate, oesophageal, pancreatic, and haematological malignancies.

The Centre has been at the forefront of new technologies for monitoring circulating tumour DNA and novel imaging for tumour monitoring. Programmes in early detection and genetic epidemiology have had major impact in breast and oesophageal cancer. The application of genomics in breast cancer has provided data establishing 10 distinct subtypes of cancer.

Core Facilities

Genomics and proteomics; bioinformatics and computational biology; advanced microscopy (e.g. confocal, lifetime imaging, flow); preclinical and clinical imaging, molecular histopathology, state of the art biobank linked with genomics, pk/pd monitoring, pharmaceutical production/formulation, clinical investigation research ward.

Education

Cambridge University offers world-class teaching in biological and medical sciences for undergraduate and graduate students interested in cancer research. Postgraduate research in basic and translational cancer research opportunities are available in over 140 research groups. The Centre offers an Integrated Academic Training Programme to equip translational scientists with the skills and experience they need to progress in their combined research and clinical careers.

Cambridge Cancer Centre

Cancer Research UK
Cambridge Institute
Li Ka Shing Centre
Robinson Way
CB2 0RE Cambridge
United Kingdom

Centre Director:
Prof. **Richard Gilbertson**
Clinical Director of Cancer
Services:
Dr. **Hugo Ford**
Director of Clinical Development:
Dr. **Simon Oberst**
Director of Scientific
Development:
Dr. **Kenneth Seamon**
Administrative Director:
Dr. **John Wells**

OECD contact person:
Prof. **Carlos Caldas**
Professor of Cancer Medicine

King's Health Partners Integrated Cancer Centre

www.kingshealthpartners.org

Referring Number
ID 75
Full Member

Director's foreword

Our mission is to increase the life expectancy for the people we care for and alleviate suffering; to deepen knowledge and understanding of cancer; to enhance the experience of patients, carers, families and staff. Our vision is to provide the very best cancer service to our patients by combining first class clinical care with ground-breaking research and high quality training and development.

Description of the Centre and history

King's Health Partners Integrated Cancer Centre (KHPICC) is the largest provider of NHS-Funded cancer services in London. One of only five Academic Health Sciences Centres (AHSCs) in the United Kingdom, we comprise King's College London, Guy's and St Thomas' NHS Foundation Trust, King's College Hospital NHS Trust and South London and Maudsley NHS Foundation Trust. We are recognised as a national and international leader in cancer immunology, cancer imaging, the application of applied mathematics to interrogate complex data sets, epidemiology, palliative care, breast, thoracic, prostate cancer, haemato-oncology and cancer policy/global health. The Comprehensive Cancer Imaging Centre, the Experimental Cancer Medicine Centre and the Breakthrough Breast Cancer Unit are all based at King's Health Partners.

We are a high profile member of the London Cancer Alliance, and with other London AHSCs, (University College London and Imperial College), are part of the Francis Crick Institute, an interdisciplinary medical research institute translating basic science for patient benefit.



Comprehensive Cancer Centre

Issued on: 16 October 2015
Validity date: 16 October 2020

KING'S HEALTH PARTNERS
An Academic Health Sciences Centre for London
Pioneering better health for all

Main research activities

KHPICC is a comprehensive cancer centre developing innovations that improve care for patients, with a cadre of world-class researchers.

Over the next five years we will:

- Improve outcomes and experience for cancer patients with complex needs, with a greater focus on early diagnosis
- Open our £160 million new Cancer Centre at Guy's Hospital
- Embed whole-person care across the cancer pathway and bring treatment programmes to patients at home
- Test and develop new biological and cellular therapies in a range of cancers
- Continue to drive our cancer global health program through partnerships with emerging economies, particularly India

Core Facilities

KHP is the largest provider of NHS funded cancer services in London. We provide an integrated approach to both mental and physical wellbeing, supported by excellence in training. Our services include Europe's largest blood sciences laboratory and adult allogeneic bone marrow transplant programme. We are also recognised as leaders in cancer immunology, epidemiology, haemato-oncology, breast, thoracic and prostate cancer. The Comprehensive Cancer Imaging Centre, the Experimental Cancer Medicine Centre and the Breakthrough Breast Cancer Unit are based at KHP. We are uniquely supported by the Cicely Saunders Institute - the world's first institute of palliative care and have an active program in global cancer health through the Institute of Cancer Policy.

Our research cores, in part housed within our Biomedical Research Centre, include: NGS; genotyping; immune profiling; a comprehensive imaging suite from "molecules to man"; GMP facilities for cells, viruses and protein production; high content and low content screening platforms; biobanking and processing.

Education

KHPICC embraces a multidisciplinary approach to cancer education, which reflects the integration of expertise required to deliver world-class cancer care. We develop medical, nursing, scientific, allied health and managerial professionals through all stages of their careers, drawing on the facilities available at King's College London, the largest provider of medical education in Europe.

The Academic Health Science Centre offers a comprehensive "Bench-to-Bedside" translational research and training programme in cancer. This is closely linked to our social science, psychology, public health, and global healthcare programmes ensuring the adoption of a holistic approach, and its application on an international scale. To this end we have developed strong research and educational links with our international partners.

King's Health Partners Integrated Cancer Centre

Research Oncology, King's College London, F03, Bermondsey Wing, Guy's Hospital, Great Maze Pond SE1 9RT London United Kingdom

Director:
Prof. **Arnie Purushotham**

OECD contact person:
Mrs. **Ambi Williams**
Research Manager

Imperial College Healthcare
NHS Trustwww.imperial.nhs.ukReferring Number
ID 82
Full Member**Introduction**

Imperial College Healthcare NHS Trust was formed on 1st October 2007 when Hammersmith Hospitals NHS Trust and St Mary's NHS Trust merged and integrated with Imperial College London, creating one of the UK's first academic health science centres (AHSCs).

Located in North West London, the Trust is also one of only five generic biomedical research centres (BRCs) in the UK. The Trust was awarded this status by the National Institute of Health Research (NIHR) in recognition of its excellence in translational and clinical research.

Imperial College London has a campus on all our main sites and is intimately integrated with all our clinical specialties. The Clinical Sciences Centre of the Medical Research Council (MRC) is also based at Hammersmith Hospital, providing a strong foundation for clinical and scientific research.

The Trust comprises of five hospitals:

- Charing Cross Hospital
- Hammersmith Hospital
- Queen Charlotte's & Chelsea Hospital
- St Mary's Hospital
- Western Eye Hospital

Cancer Services at Imperial

Imperial diagnoses and treats 4,800 cancer patients a year. The cancer department provides services at Charing Cross, Hammersmith and St Mary's hospitals, including a diverse range of diagnoses and interventions such as: surgery, radiotherapy, chemotherapy and supportive care. Imperial offers inpatient, daycase and outpatient care depending on treatment and patient requirements.



The inpatient cancer facilities are mainly based at Charing Cross Hospital, the hub of the Trust's cancer services.

Imperial has dedicated cancer teams for the following specialties:

- bowel
- breast
- brain and central nervous system
- chemotherapy
- gynaecology
- haematology
- head and neck
- hepatobiliary
- lymphoedema
- liver
- lung
- oesophago-gastric cancer
- paediatric cancer services
- psycho-oncology team
- radiotherapy
- skin
- thyroid
- trophoblastic disease
- urology

Imperial provides a dedicated screening service for bowel cancer through West London Bowel Cancer Screening and for breast cancer through the West of London Breast Screening Service.

Our cancer services work as part of a network of services covering West and South London. This is known as the London Cancer Alliance (LCA) which provides coordination across its member hospitals to ensure consistency of standards and quality of cancer care. As part of the LCA, we work closely with the Royal Marsden Hospital with whom we have some shared services.

Imperial College Healthcare NHS Trust

Trust HQ, The Bays,
St. Mary's Hospital
South Wharf Road
W2 1NY London
United Kingdom

Director:
Prof. **Mark Davies**

OECI contact person:
Dr. **Julian Redhead**
Medical Director

January 2019

1 T
2 W
3 T
4 F
5 S
6 S
7 M
8 T
9 W
10 T
11 F
12 S
13 S
14 M
15 T
16 W
17 T
18 F
19 S
20 S
21 M
22 T
23 W
24 T
25 F
26 S
27 S
28 M
29 T
30 W
31 T

February 2019

1 F
2 S
3 S
4 M
5 T
6 W
7 T
8 F
9 S
10 S
11 M
12 T
13 W
14 T
15 F
16 S
17 S
18 M
19 T
20 W
21 T
22 F
23 S
24 S
25 M
26 T
27 W
28 T

March 2019

1 F
2 S
3 S
4 M
5 T
6 W
7 T
8 F
9 S
10 S
11 M
12 T
13 W
14 T
15 F
16 S
17 S
18 M
19 T
20 W
21 T
22 F
23 S
24 S
25 M
26 T
27 W
28 T
29 F
30 S
31 S

April 2019

1 M
2 T
3 W
4 T
5 F
6 S
7 S
8 M
9 T
10 W
11 T
12 F
13 S
14 S
15 M
16 T
17 W
18 T
19 F
20 S
21 S
22 M
23 T
24 W
25 T
26 F
27 S
28 S
29 M
30 T

May 2019

1 W
2 T
3 F
4 S
5 S
6 M
7 T
8 W
9 T
10 F
11 S
12 S
13 M
14 T
15 W
16 T
17 F
18 S
19 S
20 M
21 T
22 W
23 T
24 F
25 S
26 S
27 M
28 T
29 W
30 T
31 F

June 2019

1 S
2 S
3 M
4 T
5 W
6 T
7 F
8 S
9 S
10 M
11 T
12 W
13 T
14 F
15 S
16 S
17 M
18 T
19 W
20 T
21 F
22 S
23 S
24 M
25 T
26 W
27 T
28 F
29 S
30 S

ECPC 2019
Annual Congress
Brussels, Belgium

OECD
Oncology Days
Bari, Italy

SIOPE 2019
Prague, Czech Republic

ESTRO 38
Milan, Italy

July 2019

1 M
2 T
3 W
4 T
5 F
6 S
7 S
8 M
9 T
10 W
11 T
12 F
13 S
14 S
15 M
16 T
17 W
18 T
19 F
20 S
21 S
22 M
23 T
24 W
25 T
26 F
27 S
28 S
29 M
30 T
31 W

August 2019

1 T
2 F
3 S
4 S
5 M
6 T
7 W
8 T
9 F
10 S
11 S
12 M
13 T
14 W
15 T
16 F
17 S
18 S
19 M
20 T
21 W
22 T
23 F
24 S
25 S
26 M
27 T
28 W
29 T
30 F
31 S

September 2019

1 S
2 M
3 T
4 W
5 T
6 F
7 S
8 S
9 M
10 T
11 W
12 T
13 F
14 S
15 S
16 M
17 T
18 W
19 T
20 F
21 S
22 S
23 M
24 T
25 W
26 T
27 F
28 S
29 S
30 S
31 M

October 2019

1 T
2 W
3 T
4 F
5 S
6 S
7 M
8 T
9 W
10 T
11 F
12 S
13 S
14 M
15 T
16 W
17 T
18 F
19 S
20 S
21 M
22 T
23 W
24 T
25 F
26 S
27 S
28 M
29 T
30 W
31 T

November 2019

1 F
2 S
3 S
4 M
5 T
6 W
7 T
8 F
9 S
10 S
11 M
12 T
13 W
14 T
15 F
16 S
17 S
18 M
19 T
20 W
21 T
22 F
23 S
24 S
25 M
26 T
27 W
28 T
29 F
30 S

December 2019

1 S
2 M
3 T
4 W
5 T
6 F
7 S
8 S
9 M
10 T
11 W
12 T
13 F
14 S
15 S
16 M
17 T
18 W
19 T
20 F
21 S
22 S
23 M
24 T
25 W
26 T
27 F
28 S
29 S
30 M
31 T

OECD-EEIG Central Office
c/o Fondation Universitaire
11, Rue d'Egmont
B-1000, Brussels, Belgium
Phone: +32 2 512 0146

www.oeci.eu
For membership contact:
oeci@oeci.eu