



Organisation
of European
Cancer Institutes

DEVELOPING
THE FUTURE IN
COMPREHENSIVE
CANCER CARE

Yearbook 2014/15



<i>Introduction by the OECI President</i>	3
<i>Directory of OECI Presidencies</i>	4
<i>The OECI Quality Network</i>	6
<i>The OECI Membership</i>	8
– Austria	10
– Belgium	14
– Czech Republic	20
– Denmark	24
– Estonia	26
– Finland	30
– France	32
– Germany	40
– Hungary	46
– Italy	48
– Lithuania	80
– Norway	82
– Poland	84
– Portugal	86
– Romania	92
– Russia	96
– Serbia	100
– Slovenia	102
– Spain	104
– Sweden	110
– The Netherlands	112
– Ukraine	120
– United Kingdom	122
<i>Planning 2015</i>	140



Organisation
of European
Cancer Institutes

Yearbook 2014/15

The OECI Yearbook 2014-2015

Editors:

Dominique de Valeriola^{1,2} and Claudio Lombardo^{1,3} (Brussels-Genoa)

1. Organisation of the European Cancer Institutes, Brussels
2. Institut Jules Bordet, Brussels
3. SOS Europe Srl, Genoa

The contents of this document are under the responsibility of the participating OECI Members.

Publisher:

OECIEIG – Brussels - Registre des Personnes Morales n. 0473647634
D/2014/12.243/1 – ISBN N. 9789090286600
Organisation of European Cancer Institutes
European Economic Interest Grouping
c/o Fondation Universitaire, Rue d'Egmont 11
B-1000 Brussels, Belgium
www.oeci.eu - oeci@oeci.eu

Editorial Office:

Maria Cummins, Germana Gianquinto, Alessandro Lombardo, Giorgia Pesce
and Patrizia Sommella

Graphic Designer: Studio Sichel, Piacenza
Printed in Piacenza, Italy, December 2014

Introduction by the OECI President

This first Edition of the OECI Yearbook is dedicated to all the OECI Members and cancer centres that joined the OECI, in the spirit set out by our Founders, since 1979.

In recognition of the important work done by my Predecessors, the first two pages of the Yearbook are devoted to the OECI Presidents' Directory. Each OECI Member is then listed by country and in alphabetical order. The Yearbook will also be available in electronic format, to be updated on a yearly basis, recording any new or further developments that have occurred in each centre.

The Yearbook highlights some of the centres, which have already received the Accreditation & Designation certificate, or which are currently undergoing the accreditation process. The certification is the result of a long procedure, which obliges each centre to self-assess its organisation and competences. We encourage our readers to see this as a practical stimulus for all the cancer centres to test their internal organisation and to improve, in a continuous process, their skills and quality levels.

The OECI is the only existing European inclusive Organisation of cancer centres that fosters further development of its Members. Our mandate is to give more possibilities to cancer patients to receive the best available care and to overcome inequalities in cancer care provision throughout Europe.

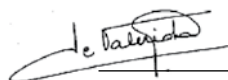
As an umbrella Organisation, the OECI encourages its Members to improve joint interaction with one another, promoting collaboration and twinning. The Yearbook is therefore not devoted to advertising the OECI activities but rather, to provide a brief, descriptive profile of our Members, who are amongst the most renowned representatives of the European Cancer Community and, as such, are paramount in the fight against cancer.

The end of this edition is dedicated to some of the European cancer Organisations, with whom we are currently developing close collaborations. I refer to the European Cancer Patients Coalition, the European Association for Cancer Research, the European School of Oncology and our Official Journal: ecancermedicalscience.

These four entities share and represent a specific aspect of the OECI mandate: integrating research results in the clinics, improving the quality of patient care, promoting training activities, involving cancer patients and disseminating information and results. The OECI, being the European Organisation of Comprehensive and Clinical Cancer Centres and other cancer related entities, is also recognised by our US sister and counterpart, the Association of American Cancer Institutes (the AACI), to which the last two pages are reserved.









I would like to thank all the OECI Members for having participated in this first Edition, which will be widely disseminated in Europe and in the US, and which will further increase the visibility of our Organisation and its Members.

Dominique de Valeriola
OECI President




Directory of OECD Presidencies

2015 Porto, Portugal	Dominique de Valeriola	
2014 Cluj-Napoca, Romania	van Harten / de Valeriola (transition year)	
2007 Brussels, Belgium	Wim H. van Harten	
2012 Berlino, Germany		
2011 Amsterdam, The Netherlands	Pierotti / van Harten (transition year)	
2010 Budapest, Hungary	Marco A. Pierotti	
2009 Manchester, UK		
2008 Genoa, Italy	Ringborg / Pierotti (Transition year)	
2007 Copenhagen, Denmark	Ulrik Ringborg	
2006 Berlin, Germany		
2005 Izmir, Turkey	Tursz / Ringborg (Transition year)	
2004 Athens, Greece	Thomas Tursz	
2003 Paris, France		
2002 Lisbon-Sesimbra, Portugal	Storme / Tursz (Transition year)	
2001 Milan, Italy	Guy Storme	
2000 Valencia, Spain		
1999 Brno, Czech Republic	Kulakowski / Storme (Transition year)	
1998 Stockholm, Sweden	Andrzej Kulakowski	
1997 Lausanne, Switzerland		
1996 Athens, Greece	zur Hausen / Kulakowski (Transition year)	

1995 Ljubljana, Slovenia	Harald zur Hausen	
1994 Berlin, Germany		
1993 Porto, Portugal	Bodmer / zur Hausen <i>(Transition year)</i>	
1992 Amsterdam, The Netherlands	Walter Bodmer	
1991 Manchester, UK		
1990 Rome, Italy	Eckhardt / Bodmer <i>(Transition year)</i>	
	Sandor Eckhardt **	
1989 Brussels, Belgium	Einhorn / Eckhardt <i>(Transition year)</i>	
1988 Ankara, Turkey	Jerzy Einhorn	
1987 Bratislava, Slovakia		
1986 Heidelberg, Germany	Lagarde / Einhorn <i>(Transition year)</i>	
1985 Budapest, Hungary	Claude Lagarde	
1984 Milan, Italy		
1983 Bordeaux, France	Wrba / Lagarde <i>(Transition year)</i>	
1982 Moscow, Russia	Heinrich Wrba	
1981 Sutton, UK	Veronesi / Wrba <i>(Transition year)</i>	
1980 Rhodes, Greece	Umberto Veronesi*	
1979 Dubrovnik, Croatia	Heinrich Wrba	

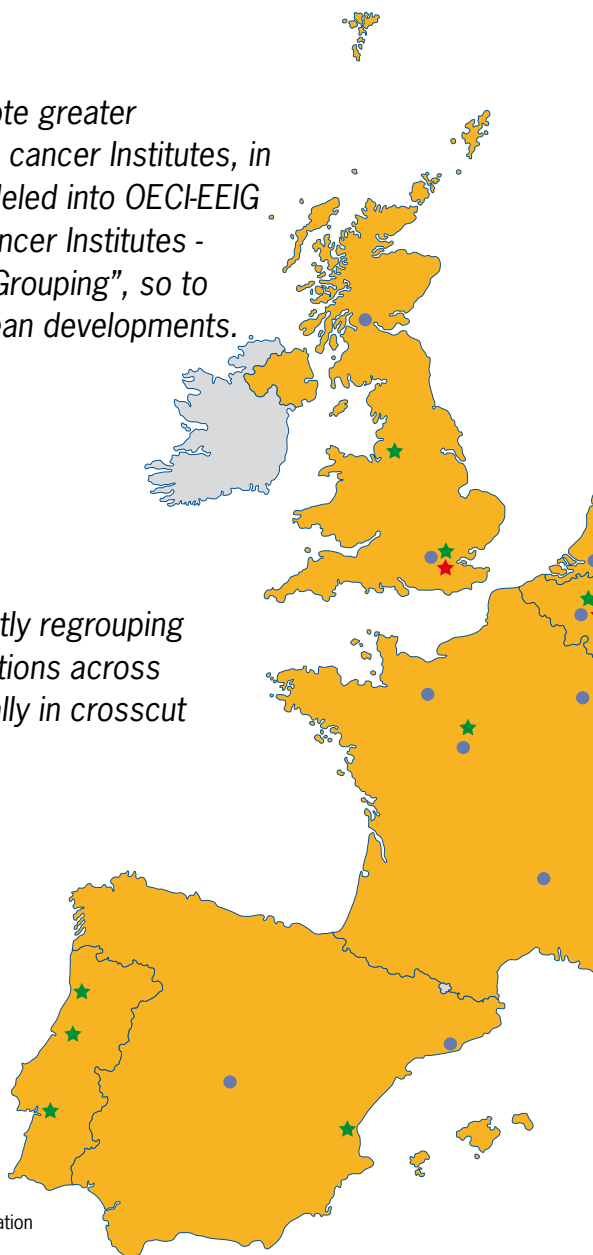
* Acted as Chairman of OECD while President of the UICC

** Resigned in 1991 to become President of the UICC

The OECI Quality Network

Established in 1977 to promote greater cooperation among European cancer Institutes, in 2005 the network was remodeled into OECI-EEIG “Organisation of European Cancer Institutes - European Economic Interest Grouping”, so to keep with the ongoing European developments.

The OECI is a network presently regrouping 70 cancer centres and institutions across Europe, which work dynamically in crosscut expertise.



- ★ OECI Members that received the OECI accreditation
- ★ OECI Members into the accreditation process
- Other OECI Members



The OECD membership / Index

Austria

- **Comprehensive Cancer Center**
Graz, Graz 10
- **Zentrum für Tumorerkrankungen**
Linz Onkologisches Leitspital
für Oberösterreich, Linz 11
- **Comprehensive Cancer Center**
Vienna, Vienna 12

Belgium

- ★ **Institut Jules Bordet (IJB)**,
Brussels 14
- ★ **Kankercentrum Brussel**,
Brussels 16
- **Institut Roi Albert II**, Brussels 18

Czech Republic

- **Masarykův onkologický ústav**,
Brno 20
- **Institut biostatistiky a analýz**
Lékařské a Přírodovědecké
fakulty Masarykovy university,
Brno 22

Denmark

- ★ **Kræftens Bekæmpelse Center**
for Kræftforskning, Copenhagen 24

Estonia

- ★ **Sihtasutus Tartu Ülikooli**
Kliinikum, Tartu 26
- **North Estonia Medical Centre**,
Tallin 28

Finland

- ★ **HYKS Syöpäkeskus Helsinki**
University, Helsinki 30

France

- ★ **Gustave Roussy**, Villejuif 32
- **Centre de Lutte Contre le**
Cancer Paul Strauss, Strasbourg 32
- **Institut Curie**, Paris 34
- **Centre Henri Becquerel**, Rouen 36
- **Centre Leon Berard**, Lyon ☼
- **Centre Alexis Vautrin**, Nancy ☼

Germany

- ★ **Universitäts KrebsCentrum**
Dresden, Dresden 40
- **Charité Comprehensive Cancer**
Centre, Berlin 42

- **Deutsches**
Krebsforschungszentrum
(DKFZ), Heidelberg 44

Hungary

- ★ **Országos Onkológiai Intézet**,
Budapest 46
- **National Koranyi Institute of**
TB and Pulmonology, Budapest ☼

Italy

- ★ **Centro di Riferimento**
Oncologico, Istituto Nazionale
Tumori, Aviano 48
- ★ **Istituto Europeo di Oncologia**,
Milan 50
- ★ **Azienda Ospedaliera**
Arcispedale Santa Maria Nuova
IRCCS, Reggio Emilia 52
- ★ **Istituto Tumori Giovanni**
Paolo II, Istituto di Ricovero e
Cura a Carattere Scientifico,
Bari 54
- ★ **IRCCS Azienda Ospedaliera**
Universitaria San Martino - IST -
Istituto Nazionale per la Ricerca
sul Cancro, Genova 56
- ★ **Fondazione IRCCS Istituto**
Nazionale dei Tumori di Milano,
Milan 58
- ★ **Istituto Nazionale Tumori**
IRCCS "Fondazione G.Pascale"
(INT-Pascale), Napoli 60
- ★ **Istituto Oncologico Veneto**
IRCCS-IOV, Padova 62
- ★ **IRCCS, Centro di Riferimento**
Oncologico della Basilicata
(CROB), Rionero in Vulture 64
- ★ **Istituto Nazionale Tumori Regina**
Elena, Roma 66
- **Istituto Scientifico Romagnolo**
per lo Studio e la Cura dei Tumori
[IRST]-IRCCS, Meldola-Forlì 68
- **European School of Oncology**
(ESO), Milan 70
- **IFOM - FIRC Institute of Molecular**
Oncology, Milan 72

• Ospedale San Raffaele (OSR), Milan	74	Slovakia	• Ústav experimentálnej onkológie SAV, Bratislava	101
• Ente Ospedaliero Ospedali Galliera, Genova	76	Slovenia	• Onkološki inštitut Ljubljana, Ljubiana	102
• IRCCS - Istituto di Ricerche Farmacologiche Mario Negri, Milan	77	Spain	★ Fundación Instituto Valenciano de Oncología IVO Foundation, Valencia	104
• Nerviano Medical Sciences Group S.r.l., Nerviano	78	• Institut Català d'Oncologia, Barcelona	106	
Lithuania		• Instituto Madrileño de Oncología (Grupo IMO), Madrid	108	
★ Institute of Oncology, Vilnius University, Vilnus	80	Sweden	• Karolinska Institutet, Stockholm	110
Norway		The Nederland	★ Netherlands Cancer Institute, Amsterdam	112
★ Oslo Universitetssykehus (OUS), Norway	82	• Maastricht University Medical Centre, Maastricht	114	
Poland		• Radboudumc Centrum voor Oncologie, Nijmegen	116	
• Wielkopolskie Centrum Onkologii, Poznan	84	• IKNL Integraal Kankercentrum Nederland, Utrecht	118	
Portugal		• Erasmus MC Daniel den Hoed Cancer Centre, Rotterdam*		
★ Instituto Português de Oncologia de Coimbra FG, E.P.E., Coimbra	86	Turkey	• Dokuz Eylül Üniversitesi Onkoloji Enstitüsü, Izmir	120
★ Instituto Português de Oncologia de Lisboa FG, E.P.E., Lisboa	88	Ukraine	• RE Kavetsky Institute of Experimental Pathology, Oncology and Radiobiology (IEPOR), Kyiv	121
★ Instituto Português de Oncologia do Porto FG, E.P.E., Porto	90	United Kingdom	★ Cambridge Cancer Centre, Cambridge	122
Romania		★ The Christie NHS Foundation Trust, Manchester	124	
• The “Prof. Dr. Ion Chiricuta” Institute of Oncology (IOCN), Cluj	92	★ King's Health Partners Integrated Cancer Centre, London	126	
• SC RTC Radiology Therapeutic Center – Amethyst Radiotherapy, Otopeni	94	• Cancer Research UK Glasgow Centre, Glasgow	128	
Russia		• Imperial College Healthcare NHS Trust, London	130	
• Tatarstan Cancer Center “TCC”, Kazan	96			
• N.N. Blokhin Russian Cancer Research Centre, Moscow	97			
• P.A. Herzen Moscow Cancer Research Institute, Moscow	98			
Serbia				
• Institute of Oncology (IOV) Sremska Kamenica Novi Sad, Sremska Kamenica	100			

*The missing information, will be added in the electronic version of the Yearbook.

Comprehensive Cancer Center Graz

Krebszentrum Graz

www.ccc-graz.at

Referring Number
ID 83
Full Member

Director's foreword

At University Hospital Graz and Medical University of Graz, a Comprehensive Cancer Center (CCC) was introduced in 2013 providing the highest level of medical care for cancer patients in Styria and the neighbouring federal states.

The availability of all the modern diagnostic and treatment facilities ensures medical care at the highest international standard for children and adults affected by cancer. Research into the latest approaches is supported, among others, by the Biobank with more than two million biological samples. The professional staff responsible for care of cancer patients underwent a high level of training and continuing education. In addition to the highly specialised surgical, clinical and radiotherapy departments, the CCC Graz has available special teams for psycho-oncological care, nutritional counselling and palliative care. The CCC Graz is linked up with other inpatient and outpatient cancer treatment service providers in Styria and other cancer centres in Austria and abroad. Furthermore, basic and applied cancer research is initiated and conducted in the framework of the CCC Graz.

Description of the Centre and history

In May 2013, the Medical University of Graz, together with the University Hospital Graz, founded Austria's second Comprehensive Cancer Center focusing on research, education and care. The scientific research is carried out at the Medical University of Graz by way of investigation of physiological processes, decoding of genes and their functions, development of new surgery techniques and testing of pharmaceuticals for new drugs.

The CCC works with Biobank Graz which supports investigations on the causes of diseases and the development of improvements in disease diagnosis and treatment.

Main research activities

Each year approximately 36,000 individuals in Austria become ill with cancer. Malignant tumours represent the second-largest cause of death. According to the statistics issued by the Medical





**COMPREHENSIVE
CANCER CENTER**
Krebszentrum **GRAZ**

University Graz, in 2009 approx. 15% of the workforce were involved in “cancer research and associated areas”, and 26% of acquired external funds, 20% of publications and 25% of all impact factors were allocated to oncology. These data revealed clearly the importance given to addressing cancer research at the Medical University of Graz, and therefore in autumn 2008, it was defined as one of the research fields of the Medical University of Graz.

The research field has defined 6 focuses whose further development is envisaged:

- 1) Principles of tumour biology
- 2) Lancer micro-environment
- 3) Myeloic group
- 4) Improved treatment options
- 5) Preventive measures/ identification of at-risk persons
- 6) Palliative medicine/psycho-oncology.

Core Facilities

With the help of special facilities, such as the Biobank, the Medical University of Graz gained an extra bonus in positioning cancer research.

The main core facility is the Co-ordination Center for Clinical Studies at the Medical University of Graz which was founded in July 2009.

The objective is to establish a central service unit for clinical studies with a focus on academic clinical studies with a view to strengthening the university as a place of research.

Education

Research activities are supported by a pleasingly high degree of interaction between different teaching hospitals and between teaching hospitals and preclinical institutes. This interlinking has manifested itself in meanwhile well-established structures, such as the PhD-programme MEDICA (MEtabolic DIsorders and CANcer), an accompanying Doctoral School bearing the same name, the “ISET-Netz”, the Doctoral School “Bone, Muscle & Joint” focusing on an oncological sub-area, as well as an interdisciplinary group looking into a special technique for the enrichment of circulating tumour cells and the “Liver Network”. The Medical University Graz is offering a highly diversified number of education programs. The range varies from medical studies, nursing sciences, post gradual courses and much more.

Students can attend by about 90 courses concerning cancer. Additionally there are many events, courses and other activities especially for the employees of the Medical University Graz and the University Hospital Graz.

Mini Med Study

Experience top medicine first hand – The Medical University of Graz has invited all health-conscious residents of Styria to attend the “Mini Med studies”. Leading doctors will inform the population of novelties in the fields various of medicine and science in exciting lectures. Attendance is free.

Comprehensive Cancer Center Graz

Auenbruggerplatz 1, A
8036 Graz
Austria

Board of directors of the CCC
Graz:

Rector of the Medical
University of Graz:
Prof. **J. Smolle**, MD
Medical Director of the
University Hospital of Graz:
Prof. **G. Brunner**, MD
Speaker of the CCC:
Prof. **H. Samonigg**, MD
Coordinator of the CCC:
Prof. **K. Kapp**, MD

Coordinator of the CCC and
OECI Contact Point:

Johannes Haybaeck MD PhD
+43 316 385 80594
johannes.haybaeck@
medunigraz.at

Zentrum für Tumorerkrankungen Linz Onkologisches Leitspital für Oberösterreich

The Sisters of Charity Clinical Cancer
Center Linz (SCCCC)

www.bhs-linz.at



Referring Number
ID 86A
Associate Member

Director's foreword

The Sisters of Charity Clinical Cancer Center has become an associate member of the OECI by 2014. We are happy to join the organisation as it allows us to develop care giving, including diagnostic, therapeutic as well as supportive care, for our cancer patients in a reflected manner with partners spread all over Europe.

Description of the Centre and history

The Hospital of the Sisters of Charity has a traditional focus on oncology over many centuries. In 2013 our Clinical Cancer Center has been founded. In total it harbours 6 organ cancer centers: the breast, colorectal, pancreatic, prostate, gynecological, head and neck cancer centers. Together with these centers the Clinical Cancer Center is accredited and recommended by the German Cancer Society.

Main research activities

We are focussing on the quality of care for cancer patients in different ways. Homogenous treatment guidelines and tumor documentation will show us the effect of modern oncological therapies in a real life scenario. This is complemented by participation clinical trial. Preclinical projects are focussing on molecular biomarker definition in our laboratory.

Core Facilities

Our hospital harbours all necessary departments and intitutions for state of the art treamtent of cancer patients: clinical departments with oncological focus (oncology, surgery, pathology and so forth) including radiation oncology, as well as a molecular biology department and a sophisticated tumor documentation facility.

Education

As part of the medical faculty of the University of Linz and as a teaching hospital for the Universities of Innsbruck, Graz and Vienna we are involved in education of medical students in both, pre and postgradually.



Zentrum für Tumorerkrankungen Linz Onkologisches Leitspital für Oberösterreich

Krankenhaus der
Barmherzigen Schwestern
Linz Austria
4010 Linz, Seilerstaette 4
Austria

Director and Medical Director:
Christian Lampi, MD, Prof.

OECI contact person:
Holger Rumpold, MD, Assoc.
Prof. Head SCCC
+43 732 7677 3000
holger.rumpold@bhs.at

Comprehensive Cancer Center Vienna

www.ccc.ac.at



COMPREHENSIVE
CANCER
CENTER VIENNA

Director's foreword

The Comprehensive Cancer Center (CCC) Vienna of the Medical University of Vienna and the Vienna General Hospital was founded to meet the interdisciplinary demand within the optimization of cancer care. Since then we strive to bundle the strengths of all employees working in the fields of oncology. Our goal is to improve patient care constantly (we run 20 tumorboards with approx. 7.000 patients/y), foster scientific output and provide highest quality in education and training. We do this according to international standards for Comprehensive Cancer Centers which includes the implementation of a quality management system and a certification by Quality Austria as controlling tools. Furthermore we actively support Patient Advocacy Groups.

Referring Number

ID 72A

Associate Member

Description of the Center and history

The CCC was founded by Christoph Zielinski, Maria Sibilia and Michael Gnant in 2010.

Main research activities

The CCC's main research activities focus on basic, translational and clinical research and occur within three main structures: the CCC-Clusters, the CCC-Units and the CCC-Platforms.

The 7 CCC-Clusters focus on specific research topics in oncology which are:

Genetics and Epigenetics; Immunology and Inflammation; Experimental Therapy and Drug Resistance; Microenvironment, Vasculature and Metastasis; Cell Signalling and Metabolism; Biomarker Development; Diagnostic and Therapeutic Techniques

The 8 CCC-Units focus on different tumor entities and operate closely associated with the respective tumorboard. Thus there are the Breast Health Center, the Central Nervous System Tumor Unit, the Colorectal Cancer Unit, the Gastroesophageal Tumor Unit, Gynecologic Cancer Unit, the Musculoskeletal Tumors Unit, the Pancreatic Cancer Unit and the Urologic Oncology Unit

The CCC-Platforms bundle technological and oncological know-how. Currently, three CCC-Platforms exist: the platform for Molecular Oncological Diagnostics and Therapies; the Platform for Extravasation and the Drug & Target Screening Unit.

Education

The CCC runs four oncological Ph.D.-programs, sponsors the Summer School (a program for students), hosts lecture series for experts (the monthly CCC Grand Rounds and the Improptu Talks) and organizes a cancer course for laypeople, the Cancer School CCC Vienna. There is also a special course for cancer and study nurses.



Comprehensive Cancer Center Vienna

Spitalgasse 23, BT
86/Ebene 01
1090 Wien
Austria

Director:

Univ.Prof. **Christoph Zielinski**, MD

Deputy Directors:

Univ.Prof. **Maria Sibilia**, Ph.D.

Univ.Prof. **Michael Gnant**, MD, FACS

OECI contact person:

Sandra Kronewetter

+43 664 800 16 57678

Sandra.kronewetter@ccc.ac.at

Institut Jules Bordet (IJB)

www.bordet.be

Referring Number
ID 19
Full Member



Director's foreword

Pride in its past, focus on the future, are synonymous with the Institut Jules Bordet.

For over 70 years, the Institut Jules Bordet has been providing its patients and the general public with a wide range of cutting edge strategies for dealing with cancer.

The Institute, which is an academic one, combines three essential missions: treatment, research and education. Research activities are part and parcel with teaching, care and treatment. Its international reputation draws talented people to the Institute, who discover an environment conducive to fulfilling their human and professional qualities. Driven by a spirit of innovation, the Institute has continuously participated in the development of new diagnostic, therapeutic and preventive techniques, which are quickly made available to the public. Our teams are entirely engrossed in their missions and put respect for human life over and above other considerations. The Institute is above all, a point of contact between care givers and patients, who share a common project: to see that life wins out, by jointly taking on the multiple uncertainties and advances of science, in which they have pinned their hopes and trust.

Description of the Centre and history

First integrated cancer centre in Belgium (since 1939), part of the Université Libre de Bruxelles and the Brussels public hospitals network (IRIS), Institut Jules Bordet (IJB) counts 160 beds devoted to the most up to date cancer care. With its yearly influx of 6,000 hospitalised patients, 78,000 outpatient consultations, 13,500 outpatient treatments, IJB is a point of reference for integrating research, care and education, in a fully multidisciplinary setting, supported by up-to-the-minute facilities. Bordet brings together all the medical and paramedical disciplines at a single site, enabling it to provide the full range of cancer prevention, screening, diagnosis, treatment and rehabilitation services. The Institute employs a staff of 900, including 150 doctors and 100 researchers. Its major translational, clinical and basic research activities result in an average of 150 top-level scientific articles per year. Institut Jules Bordet works with a number of European and American cancer institutions and international organizations such as the European Organisation for Research and Treatment of Cancer (EORTC) and the Breast International Group (BIG).

To respond adequately to future demographic, epidemiological and scientific developments, it plans





Comprehensive Cancer Center
Date of release: 13 December 2012
Expiration date: 13 December 2017



BELGIUM

15

to move to new facilities in 2018 - thereby increasing its hospital bed capacity to 250, where architecture will be at the service of Cancer Centre Comprehensiveness.

Main research activities

Patient-oriented research includes the 120 clinical studies, as well as the activities of 5 translational and basic research laboratories. Molecular immunology, prognostic and predictive markers in breast cancer and melanoma, cell therapy, leukemic immune environment, are some of the main fields for translational research. Aware as it is of the challenges of research, the Institute has participated in the creation of several international networks: the European Organisation for Research and Treatment of Cancer (EORTC), the Multinational Association of Supportive Care In Cancer (MASCC), the Breast International Group (BIG), the European Lung Cancer Working Party (ELCWP), and the Organisation of European Cancer Institutes (OECI).

The IJB has been involved in a number of pivotal breast cancer studies, notably the HERA, and Aphinity trials. The outcome of the HERA trial was practice changing as it established the role of Trastuzumab in the adjuvant treatment of Her2 positive tumors. More recently, the IJB has been pioneering the use of early metabolic imaging to determine the benefit of chemotherapy or targeted treatments in colorectal and breast cancers. Other areas of innovation are in the determination of the genomic profiles of various pathological breast cancer subtypes, the spatial organisation of tumor-infiltrating lymphocytes in breast cancer, and the uncovering of resistance mechanisms to BRAF inhibitors in melanoma.

Core Facilities

Institut Jules Bordet brings together all the medical and paramedical disciplines at a single site, enabling it to provide a full range of cancer prevention, screening, diagnosis, treatment and rehabilitation services. Pioneer and innovator, the Institute ensures that cutting-edge technologies and the very latest therapies – including those in development – are always offered to patients. Translational research projects are served by latest genomics and proteomics facilities, cytometry technology, multimodality imaging technology - integrating metabolic and structural techniques - and information technology.

Education

In association with the Université Libre de Bruxelles, the Institute provides training and education in various fields within a multidisciplinary setting: Master's in Medicine and main medical specialities, theses in medical sciences, specialisation in oncology for nurses and psychologists, training in other healthcare disciplines, fellowships, professional development for doctors from Belgium and abroad. Many of the Institute's physicians, nurses and paramedics, therefore, have teaching responsibilities. Seminars form an integral part of the Institute's educational activities. They are aimed at students, the Institute's staff, national or international medical professionals, and the general public. As a research centre, the Institute offers many fellowship opportunities in clinical, translational and basic research.

Institut Jules Bordet (IJB)

1, rue Héger-Bordet
1000 Brussels
Belgium

General Medical Director:
Dr. **Dominique de Valeriola**
Deputy Medical Director:
Dr. **Jean-Benoît Burrieron**
General Director:
Mr. **Stéphane Rillaerts**

OECI contact person:
Dr. **Dominique de Valeriola**
General Medical Director
+32 2 541 35 70
dominique.devaleriola@bordet.be

Kankercentrum Brussel

Centre du Cancer Bruxelles

Brussels Cancer Centre

www.uzbrussel.be

Referring Number

ID 5

Full Member



Director's foreword

Despite advances in all modalities of cancer treatment and a steady decline in cancer mortality due to earlier diagnosis and therapeutic improvements, cancer remains the second most common cause of death. And yet, we are at the dawn of a new area in cancer treatment with the emergence of targeted therapies, several forms of new highly active immunotherapy and more precise radiation by IMGR and IMRT allowing SBRT. This gives new perspectives and hopes, especially also to patients with cancers which today are still hard to treat in advanced stages. With the advent of new treatments also comes the challenge of financing, since Belgium enjoys a socially egalitarian access to any validated cancer treatment. However the progressive filling of the existing medical need with new drugs will strain the system and cost-control will be essential for maintaining equal indiscriminate access. The further fragmentation of cancer into ever smaller genotypes also poses a huge scientific and logistic challenge to effective drug development. In that context we are happy to have invested in a new in house Next Generation Sequencing platform "BRIGHT" which will allow us to systematically do broad genotyping so that we can move to "each patient his/her molecular tumor passport". Also the better understanding of radiobiology allows having new approaches in this field.

Close cooperation between fundamental, translational and clinical research by a translational approach should help overcome these obstacles. But we also need socio-economic reflection and perhaps new development algorithms within pharma, less costly (predictable) failed clinical trials by maximally exploiting what science tells us and new algorithms in the drug approval process.

Aging related cancers are sharply increasing. Fortunately the new treatments (targeted and immunotherapy) are often as applicable to the elderly as to the younger patient. Our center has put a special emphasis on cancer in the elderly and plays a prominent role in that field.

Description of the Centre

The Brussels Cancer Centre of the UZ Brussel has evolved over more than 30 years into a





IN THE
ACCREDITATION
PROCESS



Universitair
Ziekenhuis
Brussel



Kankercentrum
Brussel

BELGIUM

17

comprehensive cancer center with regional, national and international resonance. Its scope goes from cancer prevention with participation in national early detection programs, to treatment with any of the available modalities and support to post-treatment care under the form of revalidation and rehabilitation. The Centre practices evidence-based medicine, setting up and participating in clinical studies. A special focus is on explorative studies and translational science. All personnel of the Centre have the ambition to excel in all aspects of its activities. In addition to providing top-level care at the different levels, innovation is a priority issue and in 2014 the major development focus is on immunotherapy of cancer, genotype informed cancer treatments, genetic cancer, novel methods for tracking tumors by on line imaging and IMRT irradiation, imaging and radionuclide treatments and cancer in the elderly. Several staff of the center has leading roles in national and international cancer organizations and are actively involved in government sponsored initiatives such as the Cancer plan and Think-tanks on the organization and affordability of the cancer care in the future.

Main research activities

The major research focus closest to the clinic is on immunotherapy of cancer, genotype informed cancer treatments, genetic cancer, cancer in the elderly, novel methods for conformal irradiation and imaging and radiobiology. In addition, we have a newly established NGS platform co-chaired by the Cancer Centre. These clinical research topics are centralized with translational and pre-clinical studies at the VUB in the Oncology Research Centre (ORC) to facilitate and optimize the research activities (<http://orc.vub.ac.be/>). Main topics in the pre-clinical studies are myeloma, targeted therapies, immunotherapy and radiobiology.

The Oncology Research Centre (ORC) is a multi-disciplinary group in which scientists and clinicians from the Vrije Universiteit Brussel (VUB) and UZ Brussel collaborate. The ORC provides the opportunity to combine and share basic-, pre-clinical-, translational-, clinical- and psychosocial research. In 2010 different Oncology groups joined the ORC as member or partner to facilitate the collaborations and was implemented as the cluster Oncology at the Faculty Medicine and Pharmacy (VUB).

Core Facilities

- Prevention, diagnostics and treatment
- Research and education
- Revalidation, rehabilitation and reintegration
- NGS platform “BRIGHT”
- Small animal facility
- Vero High Precision Radiation Therapy System
- Flow cytometry
- Viral production unit

Education

- Masters of medicine and biomedical and pharmacy
- Graduate courses of Oncology, Cancer research (molecular targets in cancer) and Immunology
- Postgraduates in Medical Oncology, Hematology, Radiotherapy, all in interuniversity cooperations
- Paramedical education.

Brussels Cancer Centre

Laarbeeklaan 101
1090 Brussels
Belgium

General Director:

Prof. Dr. **Marc Noppen** and
Dr. **Gilbert De Wasch** (COB)

Medical and Scientific
Director:

Prof. Dr. **Jacques De Grève**
and Prof. Dr. **Karin
Vanderkerken**

OECI contact persons:

*Extern Relations Cancer
Centre*

Prof. Em. Dr. **Guy Storme**

+32(0)2 477 61 44

guy.storme@uzbrussel.be

Manager Cancer Centre

Björn Snyckers

+32(0)2 474 94 66

bjorn.snyckers@uzbrussel.be

Institut Roi Albert II

King Albert II Cancer Institute

www.institutroi-albertdeux.be



Referring Number
ID 71A
Associate Member

Director's foreword

In September 2014, the Cancer Center at St Luc University Hospital was renamed King Albert II Cancer Institute. By caring more than 4.500 patients among which nearly 3.000 are new patients, the King Albert II Institute is a leading cancer center in Brussels and in Belgium.

Description of the Centre and history

Following the implementation of radium therapy in medicine, Joseph Maisin was first charged in 1923 with treating cancer patients at the Catholic University of Louvain in Leuven. He initiated the creation of the first Cancer Institute in Belgium, inaugurated in 1927. With the transfer of the Cancer Institute from Leuven to St Luc University Hospital in 1978, the Cancer Institute was then transformed into a tumor and radiotherapy service center. It took more than 20 years to recreate a multidisciplinary cancer center. In 2000, the Cancer Center was officially inaugurated based on the concept of a structure bringing together all the skills, knowledge, and values that are necessary for cancer patient care in a large and general academic hospital. In 2014, the Cancer Center at St Luc University Hospital was officially renamed King Albert II Cancer Institute.

Main research activities

Targeted Therapy
Tumours Hypoxia
Immunotherapy

Core Facilities

4 MRI (1 dedicated for research), 4 linear accelerators and 1 Tomotherapy, 4 CT scans, 2 Pet scans (1 PET CT), 1 Tumor bank. Day hospitalization: 50 beds.

On site Labs: Ludwig Institute for Cancer Research, Brussels branch, Christian de Duve Institute for Cellular Pathology Translational research unit. 180 clinical trials opened.

Education

International Fellowship Programme opened since 2006.



Institut Roi Albert II

Av. Hippocrate, 10
1200 Bruxelles
Belgique

General Director:
CEO **Renaud Mazy**
Chairman of the executive board of directors:
Pr. **Marc Hamoir**
Members of the executive board of directors:
Pr. **B. Brichard**, Pr. **E. Coche**,
Pr. **V. Grégoire**, Pr. **C. Hermans**
Pr. **A. Kartheuser**,
Pr. **J-P. Machiels**, Pr. **P. Scalliet**

OECD contact person:
Vincent Morgane
+32 (0)2 764 12 71
morgane.vincent@uclouvain.be

Cancer is a worldwide health burden, and one of the major public health challenges, being responsible for 25% of all deaths: a situation expected to worsen with population ageing. In order to integrate basic, epidemiological, preclinical and clinical research, and to improve personalized medicine, the strengthening of translational cancer research is an urgent need. Inequalities in cancer treatments have been already described, even by the OECD, and the survival rate in different European Regions has been demonstrated to be often quite different.

BenchCan

Benchmark comprehensive cancer care that provides providing interdisciplinary treatment for patients, and yield examples of best practices in comprehensive cancer care

The BENCH-CAN project aims at linking 12 cancer centres in 10 EU Member States as well as the European Cancer Patients Coalition for improving cancer care and ensure long term benefits to the patients.

By concentrating on bench marking operations management and best clinical practices, BENCH-CAN provides a critical mass for tackling large scale problems. Improving the oncologic care infrastructure towards state of the art comprehensive care provision, contributes to patients' wellbeing, economic productivity and guarantees a better organization and management of the cancer care infrastructure.

- ★ European Cancer Patient Coalition
- ★ Core Group
- ★ Pilot Site

www.oeci.eu/Benchcan
oeci@oeci.eu



Co-funded by
the Health Programme
of the European Union

CORE GROUP



COLLABORATING PARTNERS



Masarykův onkologický ústav

Masaryk Memorial Cancer Institute

www.mou.cz

Director's foreword

Masaryk Memorial Cancer Institute (MMCI) is both a medical facility and a research institution established especially for the purpose of providing health care services and research in the areas of prevention, diagnosis and treatment of solid tumors. MMCI is currently one of the thirteen Czech comprehensive cancer centers, nevertheless considering its nationwide operation and the methodical leadership of cancer care and research, MMCI plays the role of a national cancer institute. In fulfilling its mission, MMCI cooperates with many domestic and foreign organizations, is part of OECD and belongs to the European research networks and infrastructures (BBMRI-ERIC, TRANSCAN). MMCI is accredited by the Czech Joint Accreditation Commission, Joint Commission International and is the IAEA center of competence. MMCI is open to establishing any further cooperation.

Referring Number
ID 34
Full Member

Description of the Centre and history

MMCI was founded in January 1935 and is named after one of its founders, the first Czechoslovak president T. G. Masaryk. The other leading personalities of the Institute at the time its formation were: dr. Jaroslav Bakeš, significant Czech surgeon, professor Richard Werner, a former director of the cancer institute in Heidelberg, who was appointed to the post of the head of the clinical section, and professor Vladimír Moravěk, the biochemist, who was the head of the laboratory and research section of the institute. The development of Institute always reflected the progression in treatment and research of cancer. In the 1960s, in addition to radiation therapy and surgery, chemotherapy and immunotherapy started to be applied in experimental practice in the institute. Under the leadership of prof. Švejda the MMCI became one of the founding members of OECD in





the 1970's. Since 1976, the Institute had regularly been organizing the most significant Czech Oncology Conference: "Brno Oncology Days".

At the present, the institute focuses on the treatment of adult patients with solid tumors, but in the field of radiotherapy and laboratory methods provides its services also for patients from other university hospitals, in which the treatment of haematological malignancies and pediatric cancers is concentrated. The institute currently has 254 hospital beds (234 standard and 20 intensive care medicine) and an extensive outpatient complement. Every year, the Institute has treated approximately 180,000 outpatients and hospitalized nearly 10,000 patients. In these patients, more than 350,000 radiotherapy interventions, 23,000 applications chemotherapy and targeted therapies, nearly 5,000 surgical procedures and more than 6,000 endoscopic procedures are performed. The Institute is the largest radiotherapeutic center in the Czech Republic, has 5 linear accelerators (and other are being built). Our patients have access to state of the art treatment approaches in all areas of cancer treatment, including robotic surgery, stereotactic radiotherapy and radiosurgery, targeted anticancer therapy and immunotherapy.

Main research activities

The Institute has a separate research facility called RECAMO (Regional Centre for Applied Molecular Oncology) and is a Czech node of BBMRI (Biobanking and Biomolecular Resources Research Infrastructure). In the field of applied research, MMCI works closely with other research centers at Czech universities (eg. CEITEC, BIOMEDREG) and the Czech Academy of Sciences. In terms of clinical research, in MMCI, both contracting and academic clinical trials are realized. The Institute has own clinical phase I/II unit. MMCI is a partner of the Czech Clinical Research Infrastructure Network (CZECRIN), by which the Czech Republic is represented in ECRIN-ERIC

Core Facilities

Department (Dpt.) of Comprehensive Cancer Care, Dpt. of Radiation Oncology, Dpt. of Surgical Oncology, Dpt. of Urologic Oncology, Dpt. of Gynecologic Oncology, Dpt. of Gastroenterology and Endoscopy Centre, Dpt. of Epidemiology and Tumor Genetics, Dpt. of Clinical Evaluations and Phase I/II Unit, Dpt. of Anesthesiology and Intensive Care, Dpt. of Nuclear Medicine and PET/Cyclotron Centre, Dpt. of Radiology, Dpt. of Medical Physics, Dpt. of Laboratory Medicine, Dpt. of Oncological Pathology, Dpt. of Clinical Psychology, Pharmacy, Specialized Outpatients Clinics.

Education

MMCI is a teaching hospital affiliated with Masaryk University (www.muni.cz) and its Faculty of Medicine, thus pre- and postgraduate education and training is carried out in the Institute.

**Masarykův
onkologický ústav**
Zluty kopec 7
656 53 Brno
Czech Republic

General Director:
Prof. **Jan Zaloudik**
Deputy Director:
Prof. **Rostislav Vyzula**
Scientific Director:
Assoc. Prof.
Marek Svoboda
Medical Director:
Igor Kiss

OECI contact person:
Prof. **Jan Zaloudik**
+420 5 431 34 100
direct@mou.cz

Institut biostatistiky a analýz Lékařské a Přírodovědecké fakulty Masarykovy university

Institute of Biostatistics and Analyses,
Faculty of Medicine and Faculty of
Science, Masaryk University

www.iba.muni.cz



Referring Number
ID 74A
Associate Member

Director's foreword

Dear colleagues, it is my pleasure to introduce IBA MU, one of the few non-clinical institutes in the company of top European cancer facilities. Our institute has been involved in numerous national and international activities focused on cancer prevention, assessment of cancer burden and epidemiology, analysis of quality and safety of modern cancer treatment methods, and other issues of current cancer research and management. We are pleased to help other OECI members in the field of planning and optimisation of clinical trials, electronic data capture systems, clinical data processing and modelling.

Description of the Centre and history

The institute was established in 2001 as the Centre of Biostatistics and Analyses at the Faculty of Medicine, Masaryk University. In 2006, it was renamed the Institute of Biostatistics and Analyses, and became a shared national academic site collaborating with many universities and clinical departments in the Czech Republic and abroad.

Main research activities

As an academic institute, IBA MU carries out research in the application of mathematical and statistical methods in clinical research, including oncology (risk factors assessment, models for prediction of cancer burden, data mining from hospital information systems, survival analysis). The institute also provides a full-scale portfolio of IT services needed in this field, focused on the design, development, implementation and administration of software systems (software development, data collection and processing in databases, clinical registries, online visualisation, graphic design). Assessment of epidemiology of chronic diseases and related risks constitutes a separate scope of activities.

Core Facilities

Division of Data Analysis, Division of Clinical Research, Division of Information and Communication Technologies.

Education

IBA MU currently provides tuition in more than 30 courses for students of various disciplines, and also guarantees the BSc and MSc study programme Computational Biology, which is aimed at the interdisciplinary education of a new type of experts qualified in both mathematical methodology/IT and biology/ecology/medicine. One third of the MSc theses have been focused on the assessment of cancer care, epidemiology, or genetics.



**Institut biostatistiky
a analýz Lékařské a
Přírodovědecké fakulty
Masarykovy university**
Kamenice 126/3
625 00 Brno
Czech Republic

General Director, PhD:
Assoc. Prof. **Ladislav Dušek**

OECI contact person:
Assoc. Prof.
Ladislav Dušek, PhD
+420 549 49 3826
dusek@iba.muni.cz

OECI
INNOVATIVE
HIGH-QUALITY
CANCER CARE
THROUGH
COORDINATING
RESEARCH AND
EDUCATION

Kræftens Bekæmpelse Center for Kræftforskning Danish Cancer Society Research Center www.cancer.dk/research

Referring Number
ID 35
Full Member



Director's foreword

The Danish Cancer Society Research Center (DCRC) is daily workplace for more than 200 researchers, and technicians, and a varying number of scholars and guest researchers. The institute is an integrated part of the Danish Cancer Society and characterized by a dynamic, international environment with basic cancer research, cancer epidemiology and translational research. The Center, which is situated in the center of Copenhagen, is a major cancer research player in Denmark, acknowledged for its world-class research with a strong link to public health and the life of cancer patients.

Description of the Centre and history

In 1942, some 14 years after the start of the Danish Cancer Society, the Society established the *Danish Cancer Registry*. In 1997, the cancer registration activity was moved to the Danish Board of Health, while the epidemiological research maintained its base at the Cancer Society under the name *Institute of Cancer Epidemiology*. In 1949 the Society established an institute for biological cancer research, later named the *Institute of Cancer Biology*. Early 2010 the Cancer Society merged the two institutes into one organizational unit, i.e. the *Danish Cancer Society Research Center*. The ambition was to create a large cross-disciplinary research center focusing on high-class cancer research, and also to create a center which could serve as starting point for a national coordination of research on cancer and cancer treatment.





Danish Cancer Society

DENMARK

25

Main research activities

Diet, Genes and Environment, prof. Anne Tjønneland: Runs the Diet, Cancer and Health cohort covering 57,053 Danes with detailed information about diet, lifestyle, environmental exposures, and a comprehensive set of biological samples.

Virus, Lifestyle and Genes, prof. Susanne Krüger Kjær: Works in the area of molecular epidemiology with focus on gynecological cancer including breast cancer, and the role of HPV in cancer causation.

Cell Death and Metabolism, prof. Marja Jäättelä: The function of lysosomes and autophagosomes relevant for cancer invasion, cell death and survival, and the effects of lysosome-modifying drugs on cancer incidence, prognosis and therapy response.

Genome Integrity, prof. Jiri Bartek: Focuses on cell cycle checkpoints and their cancer-associated defects, and the involvement of the DNA damage response machinery in human cancer.

Cell Stress and Survival, prof. Francesco Cecconi: Investigates the process of autophagy and its role in cancer resistance and/or sensitivity to external exposures and drug-induced toxicity.

Survivorship, prof. Christoffer Johansen: Late effects after cancer therapy in children and adults, psychosocial interventions in adult cancer survivors, and social inequality in cancer prognosis and late effects.

Translational Cancer Research, prof. Nils Brünner: Identification and validation of predictive biomarkers in relation to drug sensitivity/resistance.

Core facilities

Unit of Statistics and Bioinformatics: The unit provides statistical and methodological support to the researchers within the Center. Moreover, the unit maintains a registry core function, specializing in and offering support on the use of Danish health registries.

Animal Facility: The facility breeds and houses mice to be used in experiments by researchers at the Center. The staff is composed by 1 veterinarian and 4 animal technicians.

DCRC Biobank: The biobank stores biological samples from the Diet, Cancer and Health study and samples from other large epidemiological studies, in addition to a large number of live cell lines from tumor tissues and human biopsies.

Education

Education of researchers is an integrated activity at the Center with organized scholarship programs (20 scholars in 2014), PhD programs (34 PhD students in 2014), research courses, and a comprehensive seminar program with invited researchers from major research institutions worldwide.

Kræftens Bekæmpelse Center for

Kræftforskning
Strandboulevarden 49
DK-2100 Copenhagen
Denmark

Managing Director:
Leif Vestergaard Pedersen
Scientific Director:
Jørgen H. Olsen

OECI contact person:
Jørgen H. Olsen,
Scientific Director
+45 3525 7654
Mobile: +45 4011 0414
jorgen@cancer.dk

Sihtasutus Tartu Ülikooli Kliinikum


Foundation Tartu University Hospital

www.kliinikum.ee



IN THE
ACCREDITATION
PROCESS



Referring Number
ID 55A 
Associate Member

Director's foreword

Tartu University Hospital has always considered important to have strong international collaborations. We are honored to be the part of the Organisation of European Cancer Institutes. The accreditation process we are passing currently would strongly support our further developments in oncology.

Description of the Centre and history

Tartu University Hospital (founded in May 1804) and the Medical Faculty of the University of Tartu (founded in 1632) are the two important parts of the academical Medical Center including oncology.

Main research activities, if relevant, leading to (promising) benefits for patients

Research activities are connected with the following issues: implementation of therapies and precision oncology; new opportunities of radio- and chemotherapy in glioblastoma multiforme; systemic approach in multiple myeloma; the role of leukemic stem cells in acute and chronic leukemia; hemopoetic stem cells - opportunities to influence.

Core Facilities

Tartu University Hospital serves as a clinical base for oncology and haematology. Main activities are in the Haematology and Oncology Clinic, additionally Surgery Clinic, Lung Clinic, Neurology Clinic are managing specific oncological patients.

Education

Medical Faculty of the University of Tartu is the only place providing Medical Education in Estonia. Tartu University Hospital is serving as the clinical basis for undergraduate, graduate and doctoral studies.



Sihtasutus Tartu Ülikooli Kliinikum

L. Puusepa 1a
Tartu 50406
Estonia

General Director:
Urmas Siigur, MD, PhD
Medical Director:
Margus Ulst, MD
Scientific Director:
Margus Ulst, MD

OECI contact persons:
Head of Haematology and
Oncology Clinic:
Prof. **Hele Everaus**,
hele.everaus@kliinikum.ee
Project Manager:
Jane Freimann,
+372 7318178,
jane.freimann@kliinikum.ee



EACR-OECI Conference
Precision Medicine for Cancer
1-4 March 2015
Neumünster Abbey, Luxembourg



Introduction

The EACR-OECI Conference on Precision Medicine for Cancer will be held from 1 – 4 March 2015 at Neumünster Abbey, Luxembourg.

Recent advances in technology have provided an unprecedented opportunity to develop platforms for implementing precision/personalised medicine in cancer. This conference will discuss the challenges that face us in implementing these approaches.

Although our understanding of the pathogenesis of cancer has advanced enormously in recent years, we have only just begun to successfully translate this into improvements in the clinical management of patients. A significant opportunity is offered by the knowledge that cancer cells are 'addicted' to certain altered genes, a vulnerability that can be exploited therapeutically. A number of cancer-causing genes have been identified that are recurrently altered and stimulate tumour growth. These 'driver genes' correspond to oncogenes (or tumour suppressor genes) that are mutated or deregulated (e.g., amplified), causing the tumour to become dependent on the lesion(s) for survival and/or proliferation.

Conference Secretariat

This conference is the First of a series organised by the European Association for Cancer Research and the Organisation of the European Cancer Institutes, as part of a joint educational programme.

For more informations contact:

EACR Secretariat

Sir Colin Campbell Building
University of Nottingham Innovation
Park
Triumph Road
Nottingham NG7 2TU
United Kingdom
Tel: +44 (0) 115 9515114
Fax: +44 (0) 115 9515115
kathryn.wass@nottingham.ac.uk
<mailto:kathryn.wass@nottingham.ac.uk>
www.eacr.org <http://www.eacr.org>

OEI Secretariat

Rue d'Egmont, 11
1000 Brussels
Belgium
Tel. +32 2 5120146
oei@oei.eu <mailto:oei@oei.eu>
www.oei.eu <http://www.oei.eu>

For more information:
www.eacr.org/precisionmedicine2015/index.php

North Estonia Medical Centre

www.regionaalhaigla.ee

Referring Number
ID 62
Full Member

Director's foreword

Instead of foreword, we would like to present some guiding principles from our leaders.

"Innovation is the key to results" - Tõnis Allik,

"In all that we do, the patient comes first." - dr Andrus Remmelgas,

"The Medical Centre keeps up with rapidly developing cancer care, our interdisciplinary teams of experienced doctors and nurses allow patients to get modern multimodal and personalized treatment." - dr Vahur Valvere.

Description of the Centre and history

(NEMC) is a top hospital in Estonia whose core values are focusing on patients, professionalism, innovation and teamwork. NEMC is founded on 2001 by the Government of the Republic through a merger of 7 different hospitals. One of these was the Estonian Oncology Centre. NEMC is a tertiary care hospital that makes about 24% of total secondary care turnover in the country. Oncological, cardiovascular and trauma patients make 50% of all the medical cases and form the clinical profile of the medical centre.

NEMC employs more than 3700 doctors, nurses, carers and other specialists, 500 of them are senior doctors, 100 are residents in training.

Brief description of the Oncology and Haematology Clinic

In 2010, the North Estonia Medical Centre launched its Oncology and Haematology Clinic as the seventh clinic to start operations. The formation of a cancer care centre in the modern Mustamäe



medical and technology complex helps us to offer patients convenient and high-quality treatments in a fully modern setting. The Clinic has a distinguished history – its predecessors were the Estonian Oncology Centre (1946-2001) and the East Tallinn Central Hospital haematology department (up to 2003). Cancer care at the Medical Centre is coordinated by a cancer care quality committee. The Oncology and Haematology Clinic has three centres and policlinics: Haematology Centre; Chemotherapy Centre; Radiotherapy Centre and Oncology and Haematology Policlinic.

Main research activities

The North Estonia Medical Centre performs basic and translational research in cooperation with the Competence Centre for Cancer Research (CCCR), which was founded in 2005 with the aim to improve the quality of cancer therapy by developing and implementing new diagnostic platforms and offering the pharmaceutical industry new drug candidates. Currently the project portfolio of CCCR involves 3 basic research projects, 8 applied projects in drug development and 4 applied projects in diagnostics.

CCCR brings together the top competences in cancer research in Estonia. CCCR's partners are:

- Tallinn University of Technology, University of Tartu, National Institute of Chemical Physics and Biophysics, North Estonia Medical Centre.

CCCR is financed by the partners, and EU Structural Funds in the framework of the Research and Development Projects' Programme and the Competence Centres' Programme. The latter belongs to the international COMPERA network. CCCR also receives basic financing from the Estonian Ministry of Education and Science. Basic research projects are supported by the Estonian Research Council and Archimedes Foundation.

The focus of CCCR's research and development activities is on the implementation of the results in clinical practice. In 2010 CCCR received a special recognition at the Finnish Quality Innovation Awards from the President of Finland Mrs. Tarja Halonen for complex service for oncogenetic consultation and testing.

Core Facilities

Clinical research (phase I/II clinical trials) is performed in close cooperation with international working groups (BCIRG, EORTC etc) and pharmaceutical firms.

Cancer epidemiology and statistic studies are performed in cooperation with the National Institute for Health Development (includes also Estonian Cancer registry).

Education

At NEMC training activities are conducted to educate residents (clinical oncology, haematology and other specialties) and colleagues from other specialties (primary care physicians etc).

North Estonia Medical Centre

J. Sütiste Street 19
13419 Tallinn
Estonia

Chairman of the
Management Board:

Tõnis Allik

Clinical Director, Member
of the Management Board:

Dr. Andrus Rimmelgas

Member of the
Management Board:

Dr. Sven Kruup

OECI contact person:

Dr. Vahur Valvere

Head of Oncology and
Haematology Clinic

+3726172304

vahur.valvere@regionaalhaigla.ee

**HYKS Syöpäkeskus
Helsinki University
Central Hospital (HUCH),
Comprehensive Cancer Center**
www.hus.fi



Referring Number
ID 68
Full Member



Director's foreword

HUCH Comprehensive Cancer Center (HUCH CCC) combines expertise in several specialties and its clinicians are actively involved in clinical and translational research. The patient is at the core of the center's operations, and ensuring the high quality and patient safety is the center's foremost task. The Center is willing to improve its capacity for developing therapies for the benefit of patients, and the objective is to maintain its position among the leading cancer centers in Europe. This requires constant cooperation with international networks, such as OECD.

Description of the Centre and history

HUCH CCC is responsible for the oncological treatment of cancer throughout the area of the Hospital District of Helsinki and Uusimaa (HUS), with a population of approximately 1.6 million. It is Finland's largest cancer treatment center and one of the largest in the Nordic Countries. It has overall responsibility for the treatment of cancer patients, integrating the oncological treatment of all cancer types including breast surgery as of January 1st 2015. Each year, Cancer Center treats over 16,500 patients, of whom approximately 7,500 are new patients. The center employs 480 health care professionals, more than 95 of whom are physicians.





Comprehensive Cancer Center

Date of release: 28 April 2014

Expiration date: 28 April 2019



Main research activities

The center supports clinical and translational cancer research on a wide scale from early phase I studies to large Phase III and IV trials, and range from surgical oncology, radiation therapy, medical oncology and hematology to palliative care and research on psychosocial aspects of cancer. The scientists working at the center also coordinate national and international clinical trials. All open studies can be viewed on the center's web site. Hospitals throughout the world participate in certain investigator-initiated studies led from the HUCH CCC; for example, the SOLD study commissioned by the Finnish Breast Cancer Group (principal investigator Prof. Heikki Joensuu from CCC Helsinki) involves 70 hospitals from seven countries. The Cancer Center's hematologists conduct modern translational research by functioning as a global reference laboratory for international studies.

Core Facilities

Medical research and care in Helsinki is taking place under the umbrella of the Academic Medical Center Helsinki (AMCH), which consists of the HUCH and the University of Helsinki. The AMCH provides a comprehensive collection of core service units that provide centralized services to the investigators. The list of all core services in the campus is available on-line, and covers everything from biobanking to genomics, metabolomics, proteomics, bioinformatics, flow cytometry, imaging, molecular pathology and translational services.

Education

As a university level teaching hospital, the Cancer Center is responsible for the teaching of medical students, specialist training for clinical hematology, medical oncology and radiotherapy, and for the training of graduate students in the fields of clinical and translational oncology and hematology. The Center also functions as a training unit for the sub-specialty in palliative medicine. In addition, the Center educates hospital physicists, as well as nursing students.



HYKS Syöpäkeskus

P.O. Box 180
(Haartmaninkatu 4)
FI-00029 HUS
Helsinki
Finland

Director:

Petri Bono

Research Director:

Heikki Joensuu

Vice Director:

Tiina Saarto

Senior Nursing Officer:

Vuokko Kolhonen

OECI contact person:
Development Manager

Tuula Helander

+358 50 427 0442

tuula.helander@hus.fi

Gustave Roussy

www.gustaveroussy.fr



Description of the Centre and history

An overall approach to the illness for a personalised management which combines innovation and humanity.

Referring Number
ID 13
Full Member



The Villejuif Cancer Institute was founded in 1926 by Professor Gustave Roussy, a visionary who has fathered the concepts of “oncology as a transversal discipline” and “multidisciplinary care”.

The Institute has developed, over almost 70 years, an approach to cancer treatment which adheres to the values of its founder: innovation, energy, sharing and benevolence.

Gustave Roussy conducts an active regional partnership policy for care, research and teaching. It also exports its knowledge and expertise abroad, through agreements for international cooperation.

In 2014, Gustave Roussy is Europe's leading comprehensive cancer centre. It is entirely dedicated to patients and works in three different areas: research, teaching and care.

The Institute provides cancer care to patients regardless of age. It excels in providing highly complex multidisciplinary treatments. Expert in rare cancers and complex tumours, the Institute deals with all cancers at all ages of life and bases its specificity on therapeutic innovation.





Comprehensive Cancer Center

Date of release: 25 April 2013

Expiration date: 25 April 2018



The patient is at the centre of Gustave Roussy's vision of care. Researchers, teachers, medical doctors and care providers join forces to provide patients with optimal overall care. Day in day out, they build tomorrow's medicine, innovative and humanist. They all join forces to work together to beat cancer.

Gustave Roussy is developing an integrated approach between research, healthcare and training for the benefit of patients. Its 2,630 professionals, investigators, teaching staff, doctors and nurses, draw upon their talents in order to offer optimal overall management.

Gustave Roussy's ambition is to offer patients global care, combining humanity and clinical innovation. The Institute is committed to improving their quality of life by basic supportive care. In line with Plan Cancer 3 the Institute is also engaged to optimize the care process, especially in developing outpatient care which goes hand in hand with the less invasive treatments. Finally, Gustave Roussy manages to establish ways of improving relations with patients and addressing their current and future needs in terms of service.

Main research activities

An advanced research integrating fundamental, translational and clinical research.

Gustave Roussy's strength is integrating basic, translational and clinical research, and its capacity for innovation. Research is focused on three strategic approaches: personalized medicine, tumour immunology and DNA repair. The research groups have built up unrivalled expertise in personalized medicine, focused on the acceleration of the transfer of discoveries to patient care.

Teaching

High level training covering the whole fields of cancer therapy.

The transmission of knowledge is inseparable from research. L'École des Sciences du Cancer, founded in 2012 by Gustave Roussy and Paris-Sud University is a unique training facility in France and employs top-end teaching staff working on training courses covering every aspect of oncology: from basic research to clinical practice.



Gustave Roussy
114 rue Edouard Vaillant
94805 Villejuif cedex
France

General Director:
Professor **Alexander
Eggermont**

OECI contact person:
Dr. **Mahasti Saghatchian**
Mahasti.saghatchian@
gustaveroussy.fr

Centre de Lutte Contre le Cancer Paul Strauss

www.centre-paul-strauss.fr

Referring Number
ID 57
Full Member

Director's foreword

The Paul Strauss Cancer Center is the comprehensive Cancer Center in region Alsace. His aim is to offer best cares for all of the patients in Alsace, at each step of the care process. The teams of the Center develop clinical and fundamental research to allow most of the patients to access to innovative treatments. As major actor of oncology in Alsace, the Center develops cooperations with hospitals and health care professionals involved in the cares for patients with cancer. As expert in oncology the Paul Strauss professionals share and disseminate their knowledges to the other health care professionals.

Description of the Centre and history

The Paul Strauss Cancer Center, is one of the 20 French Comprehensive Cancer Center gathered in the hospital group Unicancer. The Center was set up in 1923. Paul Strauss was Minister of the hygiene, social assistance and provident. He defined the main organisation principles of the French Cancer Comprehensive Centers.

Main research activities

Researchers of the Center are members of the university research team EA3430. The objectives of the team are defining the molecular mechanisms by which hypoxia promotes metastases and resistance to anticancer treatment, identifying markers involved into these mechanisms, optimizing therapeutics, developing new





therapeutic strategies combining several drugs with or without radiotherapy and validate these new strategies in early phase clinical trials. With high competences in epidemiology the team provides support for early phase trials, carries out studies to define the socio-economic determinants of cancer and analyzes quality of life and care satisfaction in patients with cancer. The team develops new Bayesian methodological approaches. These objectives are related to head and necks tumours, colon cancers, brain tumours, lung cancer, osteosarcoma and hematologic malignancies.

Core Facilities

The Paul Strauss Cancer Center gets together on one site all of the innovative cancer diagnostic and treatments means:

- Radiology and nuclear medicine: CT scan, MRI, mammography, breast biopsy device, PACS, PET-scan, gamma cameras
- Anatomopathology
- Oncogenetic
- Surgery: 27 beds (3 outpatients)
- Intermediate care unit (7 beds)
- Medical oncology: 92 beds (31 outpatients)
- Supportive cares: 12 beds (5 outpatients)
- Radiotherapy: 2 Primus accelerator, 2 tomotherapy platforms, 1 Novalis Tx, 1 Clinac iX accelerator and one brachytherapy unit (7 beds)
- Clinical Research Unit
- Pharmacy: centralised preparation unit (3 laminar flow hoods)

Education

Health professionals are involved in education, as university teachers for medical students or as in charge of education in several health profession schools or in education programs developed by the Center.

Centre de Lutte Contre le Cancer Paul Strauss

3 rue de la Porte de l'Hôpital,
67065 Strasbourg cedex,
France

General Director:
Prof. **Pascal Piedbois**

OECI contact person:
Prof. **Pascal Piedbois**
+33 3 88 25 24 01
ppiedbois@strasbourg.
unicancer.fr

Director's foreword

The Institut Curie is a foundation of public interest, which combines one of the largest European oncology research center and two state-of-the-art hospitals.

The Curie Foundation must anticipate the new definition of 21st-century Comprehensive Cancer Centers in its current 2015-2020 enterprise project, by further strengthening the link between research and care.

The heart of this enterprise project, which includes a medical project and a scientific project, is the Medical and Scientific Project (MSP), which must translate the "Curie model" on the three sites. The project set out for the historical site of Rue d'Ulm in Paris is to create a pilot site for "Systems biology and global support of patients". Saint-Cloud will focus on "precision medicine and the patient care process", while Orsay will carry on the tradition of the Institute as a pilot site for "radiation biology and innovation in radiotherapy". A minimum of two medical and scientific projects co-headed by a physician and a researcher shall be defined for each of the three sites and progressively implemented in connection with the SIRIC (Integrated Cancer Research Center) and Institut Carnot.

Description of the Centre and history

Founded in 1909 on a model devised by Marie Curie and still at the cutting edge: "from fundamental research to innovative treatments", the Institut Curie has 3,000 researchers, physicians, clinicians, technicians and administrative staff. It has obtained in 2011 the label of Integrated Cancer Research Center (SiRIC) by the French National Cancer Institute (INCa).

Main research activities

Institut Curie conducts research in order to understand the mechanisms of cancer development, facilitate the transition from basic research to clinical application, and develop innovative therapeutic and diagnostic techniques. Our multidisciplinary teams include biologists, chemists, physicists, and computer scientists and divided into 14 research units.

Core Facilities

Institut Curie researchers and doctors have access to state-of-the-art core facilities which should help improve the way we diagnose and treat cancer and care for patients. These include: Cell and tissue imaging, Bioinformatics platform, Chemical library, Genomics, Next-generation-sequencing, Rapid DNA sequencing, In vivo experimentation, Preclinical investigation, Protein mass spectrometry, Reverse Phase Protein arrays, High throughput cellular screening, Cytometry, Experimental pathology, Recombinant antibodies and proteins, Experimental radiotherapy, Biobank, Clinical Trials Units.



Education

The overarching objective of Institut Curie's training programme is to foster innovative research and enhance medical staff training, in order to ultimately improve cancer patient treatment and care. In 2012, Institut Curie welcomed 200 master's students, 240 PhD students, 280 postdoctoral researchers, 103 medical students and 163 interns. We offer different types of courses. International courses open to master's and doctoral students as well as postdoctoral fellows, Technical courses and Soft skill courses.



Institut Curie

26 rue d'Ulm
75278 Paris cedex 5
France

General Director:

Thierry Philip

Medical Director:

Marc Esteve

Scientific Director:

Genevieve Almouzni

OEI contact person:

Maggy Reibel

Hospital research Assistant

+ 33 1 47 11 15 02

maggy.reibel@curie.fr

Centre Henri Becquerel

www.centre-henri-becquerel.fr



Director's foreword

Establishment of private law, non-profit and of public utility, the Henri Becquerel Centre participates in the public hospital service. It receives public funding and is subject to the supervision of the Regional Health Agency (ARS). It falls into the category of health establishments Private Collective Interest (ESPIC). Its Board of Directors is chaired by the representative of the State in the region.

Referring Number
ID 63A
Associate Member

National and regional positioning

Henri Becquerel Centre is attached to the French Federation of Centres for the Fight Against Cancer - UNICANCER Group, which brings together 20 centers in France. This affiliation provides an additional guarantee of quality and innovation in their care missions of teaching and research at the service of patients. In Normandy, the Henri Becquerel Center and the University Hospital of Rouen form the regional reference center for cancer and formed together a Health Cooperation Group (SCG): The Regional Cancer Institute of Haute-Normandie (IRCHN).

Direction and Management

Like all Centres for the Fight Against Cancer, the Henri Becquerel Center is directed by a physician. It is surrounded by a Steering Committee and a Medical Conference Establishment (CME). This balance in the composition of the Directorate, between managers and doctors is a feature of the Centres for the Fight Against Cancer.

The Centre's activities are based on a threefold mission

Like all Centres for the Fight Against Cancer, the Henri Becquerel Center provides a threefold mission:

- Care: screening, diagnosis, treatment and monitoring of cancer
- Research: basic research, clinical research
- Education: student training of medical and paramedical sectors.



Centre Henri Becquerel

Rue d'Amiens
CS 11516
76038 Rouen Cedex 1
France

General Director:
Professor **Hervé Tilly**
Scientific Director:
Professor **Pierre Vera**

OECI contact person:
Professor **Hervé Tilly**
+33 2 32 08 22 00

March 30 - April 1, 2015
Institute of Pathology, Medical University of Graz, Austria

Diagnostic Molecular Pathology From Pre-analytics to Diagnosis

The course will be announced soon at:

www.oeci.eu
www.medunigraz.at/pathologie

Universitäts KrebsCentrum Dresden

University Cancer Center Dresden

www.krebscentrum.de

Referring Number

ID 53

Full Member



Director's foreword

The vision of the UCC is to establish an internationally competitive Comprehensive Cancer Center, well integrated and actively contributing in leading national and international networks battling cancer. The UCC and all its members are striving for excellence in multidisciplinary cancer care, cancer research, and teaching.

Description of the Centre and history

The University Cancer Center Dresden (UCC) is one of eleven nationwide "Top Oncology Centers" of the German Cancer Aid Society. The UCC received this award in 2007 as one of the first centers of excellence in Germany.

The University Cancer Center Dresden was founded in 2003 by the University Hospital and Medical Faculty Carl Gustav Carus as a Comprehensive Cancer Center for comprehensive interdisciplinary care of cancer patients, cancer research and education.

It is one of the eight partner sites of the German Cancer Consortium (DKTK) funded by the German Federal Ministry of Education and Research (BMBF).

Main research activities

Laboratory and clinical research follows Medical Faculty's profile line "Diagnosis and Therapy of Malignant Disease" and is focused on the following key research programs:

- Radiation Oncology and Imaging
- Stem Cell based Therapy and Research
- Molecular Biomarkers, Cancer Genetics and Functional Genomics

The UCC new building



- Immunotherapy and Cancer Immunology
- Metastases Program
- Tumor site specific Research

In addition to individual research grants, the research activities are embedded in network and program grants.

Core Facilities

All UCC members have access to an excellent spectrum of research technologies in core facilities/ shared resources offering modern devices, state-of-the-art technologies and scientific services, covering the following main core services amongst others: ultradeep sequencing, light- and electron microscopy, FACS, mass spectrometry, biomedical services, bioinformatics, small animal imaging, microarray analysis, antibody facility, genome engineering, GMP facility etc.

Education

The aim of the University Cancer Center Dresden (UCC) is to promote an interdisciplinary education in oncology. For medical students of the 8th semester a DIPOL®-oncology course takes place. It conveys the principles of modern oncologic therapy. Medical students receive practical insights into the interdisciplinary patient care and the integration of clinical and basic sciences at UCC Prevention program

The "UCC Prevention Center" addresses with several programs children at different age groups and young adults. Thousands participants are educated per year for sun protection, non-smoking, healthy diets and physical activity.



**Universitäts
KrebsCentrum Dresden**
Fetscherstrasse 74
01307 Dresden
Germany

General Director, executive:
Prof. Dr. med.

Gerhard Ehninger
General Director:
Prof. Dr. med.
Michael Baumann

OECI contact person:
PD Dr. med.

Gunnar Folprecht
+49 (0)351 458-4794
gunnar.folprecht@uniklinikum-
dresden.de

Charité Comprehensive Cancer Centre

<http://cccc.charite.de>

Referring Number
ID 76
Full Member

Director's foreword

The Charité is the largest university hospital in Germany and among the largest in Europe with three sites and more than 3,000 in-patient beds. The Charité Comprehensive Cancer Center (CCCC) is responsible for all cancer medicine, which comprises about one third of the Charité activities. It has central structures and groups for all main cancer entities: colorectal and other gastrointestinal, gynecological, breast, lung, prostate, skin, pancreatic, hematopoietic, head and neck, genito-urinary, neuroendocrine, and neurological cancer, as well as sarcomas. The CCCC is dedicated to promote the integration of basic and clinical research. To foster excellent translational research, the CCCC takes advantage of a critical mass of scientists and clinicians, highly renowned research institutions located in Berlin and state-of-the-art facilities for conducting competitive projects.

Description of the Centre and history

The CCCC, founded in 2008, organizes and coordinates work in all areas of tumor medicine at the Charité hospital. High-quality care is accomplished by the CCCC through a unified, interdisciplinary approach to diagnosis, therapy, post-treatment care, and rehabilitation as well as modern strategies of prevention and early diagnosis of malignant forms of the disease. Since 2009, the CCCC is certified according to the standards of the German Cancer Society and the requirements for quality management systems DIN EN ISO 9001:2008. Furthermore, the CCCC is member of the German Comprehensive Cancer Center Network and supported by the German Cancer Aid as "Interdisciplinary Oncology Center of Excellence in Germany".





Main research activities

At the Charité, the two Berlin Universities (Humboldt-Universität and Freie Universität), and the biomedical research institutions in Berlin, a full range of cancer research is ongoing, spanning from very basic research to clinical and epidemiological research. The CCCC serves as a central gateway for all cancer-related research activities. Thus, it provides a platform for continuous exchange between clinicians and scientist.

Additionally, the CCCC is integral partner of the German Cancer Consortium (DKTK) which was founded in 2012. Core areas of interest in DKTK translational research are signal pathways in cancer development, molecular diagnostics, tumor immunology and immunotherapy, cancer stem cells, radiation therapy, therapy resistance, and drug development.

In March 2013, the Berlin Institute of Health (BIH) as a unique biomedical research institute was founded by the Charité – Universitätsmedizin Berlin and the Max-Delbrück-Centrum für Molekulare Medizin (MDC) located in Berlin-Buch. The CCCC takes part in all oncology related research and development activities to strengthen research in systems medicine using high-throughput and efficient omics technologies (genomics, proteomics, metabolomics), to establish a Clinical Research Unit and to provide further high-tech core facilities supporting translational research from bench to bedside.

Core Facilities

The CCCC central divisions provide various services for cancer patients and their family members, clinicians, practitioners as well as for scientists of different specialization. We can also support organizing internships in oncology, contact to projects, and ongoing clinical trials.

Our divisions are:

- Cancer Hotline
- Psycho-oncological Counseling
- Out-patient Counseling
- Nutrition Counseling
- Interdisciplinary Tumor Ambulances
- Tele-tumor Conferences
- Clinical Cancer Registry
- Clinical Trial Unit
- Tumor and Biobank
- Public Relations and Event Management
- Intercultural Communication
- Quality Management

Education

The CCCC, as institution within the Charité hospital, is partner of the Berlin School of Integrative Oncology (BSIO), which offers a structured 3-year doctoral program jointly educating natural scientists and physicians/medical students and providing excellent research conditions, a comprehensive curriculum, and a broad mentoring network. Furthermore, the CCCC is part of the postgraduate study program “Molecular Medicine”. The objective of this Master course is to deepen and enhance already existing knowledge in the field of molecular medicine as well as furthering practical experience in research laboratories and on the ward.

Charité Comprehensive Cancer Centre

Charité –
Universitätsmedizin Berlin
Charitéplatz 1
D-10117 Berlin
Germany

Acting Director:
Professor **Ulrich Keilholz**, MD
Deputy Director
(Translational Research):
Professor **Reinhold Schäfer**,
PhD

OECI contact person:
Verena Materna, PhD
+49 (0)30 – 450 564 668
verena.materna@charite.de

Deutsches Krebsforschungszentrum (DKFZ)

German Cancer Research Center

www.dkfz.de

Referring Number
ID 7
Full Member

Director's foreword

In 2014, we are proud to celebrate the 50th anniversary of the DKFZ. Founded in 1964 to serve the mission to fight cancer through research, the DKFZ evolved to Germany's largest biomedical research center with more than 3000 staff and to one of the leading biomedical research institutions worldwide. Here, excellent scientists research to unravel the basic mechanisms leading to cancer, to identify risk factors and to develop new prevention strategies. The translation of our results into the clinic is conducted in the National Center for Tumor Diseases (NCT) in Heidelberg in cooperation with the Heidelberg University Hospital. This is where our research findings are put to the test in practice, paving the way for individualized cancer medicine.

Description of the Centre and history

Since 1964, the DKFZ serves the mission to identify and study cancer risk factors and to unravel mechanisms of cancer development. The findings from our basic research are systematically employed to develop new approaches for prevention, diagnosis and treatment.

Jointly with Heidelberg University Hospital, DKFZ has established the NCT Heidelberg where promising approaches from cancer research are translated into the clinic. The Cancer Information Service (KID) provides cancer patients, their families, and other interested parties with information that is readily understandable, scientifically founded, impartial, and up to date. In 2011, the German Consortium for Translational Cancer Research DKTK was founded to foster the nationwide strategic collaboration of the most excellent scientists and clinicians in exploring common cancer diseases.





GERMAN
CANCER RESEARCH CENTER
IN THE HELMHOLTZ ASSOCIATION

50 Years – Research for
A Life Without Cancer



GERMANY

45

Main research activities

The research at the DKFZ is conducted in 47 scientific divisions, 28 junior research groups and 13 clinical cooperation units that can be assigned to seven Research Programs. The aim is to investigate and fight cancer in all possible ways.

In the Cell and Tumor Biology program the fundamental mechanisms leading to tumor initiation, promotion and progression including metastasis are analyzed on a molecular, cellular and functional level. Researchers of the Functional and Structural Genomics program map the genome, localize genes within the genetic material and investigate the functions of cancer relevant genomic areas. The research program Cancer Risk Factors and Prevention integrates data from the laboratory research, epidemiology and clinical studies and collects biological samples for the establishment of biobanks and databases. The role of the immune system in cancer development and treatment is investigated in the Tumor Immunology program. In the Imaging and Radiooncology program new imaging and radiotherapy technology is developed and implemented into the clinic. The Infection and Cancer program investigates oncogenic viruses which led to the vaccine against the human papillomaviruses that cause cervical cancer. All recent findings are transported from bench to bedside by the Translational Cancer Research program.

Core Facilities

Six DKFZ Core Facilities provide the infrastructure for excellent research. Here, the scientists can find assistance in the planning, conduct and analysis of their experiments. Cutting-edge techniques and equipment in the areas of genomics and proteomics, imaging and cytometry and information technology are available. The sophisticated animal laboratory service takes care of the in vivo experiments. Moreover the library is supporting the scientists in all aspects of scientific information and communication.

Education

To support the early education of young scientists, the DKFZ established the Life-Science Lab which offers extracurricular opportunities to talented middle and senior high school students with a particular interest in math and science. Here, the focus is laid on the research conducted at DKFZ and partner institutions. For graduate students, the DKFZ offers its own PhD program. The Helmholtz International Graduate School for Cancer Research has approximately 500 members, from all divisions and research groups of the center. Here, PhD students receive world-class training in interdisciplinary cancer research in preparation for a successful career in science.

Deutsches Krebsforschungszentrum (DKFZ)

Im Neuenheimer Feld 280
69120 Heidelberg
Germany

Chairman and Scientific Director:
Prof. Dr. Dr. h. c. mult.

Otmar D. Wiestler

Administrative-Commercial
Director:

Prof. Dr. **Josef Puchta**

OECI contact person:
Prof. Dr. Dr. h. c. mult.

Otmar D. Wiestler

Chairman and Scientific Director
+49 6221 422850
o.wiestler@dkfz.de

Országos Onkológiai Intézet

National Institute of Oncology

www.oncol.hu



Director's foreword

The National Institute of Oncology has been the epidemiological, organizational, methodological, treatment, research and training center of Hungarian oncology for more than half a century. We coordinate the Hungarian Oncology Network and our Institute is the only OECD accredited Comprehensive Cancer Center in Central and Eastern Europe. Annually we treat approximately 16 000 new inpatients, and the number of our outpatient events is close to 500 000. The Institute's greatest asset is the professional excellence and human strength of its staff.

Referring Number
ID 29
Full Member

Description of the Centre and history

The center was founded in 1936 as the Eötvös Loránd Radium and X-ray Institute. It was expanded, moved to its current location and designated the National Institute of Oncology in 1952. This introduced a new era in NIO's history, switching focus from radiological treatment to comprehensive oncology care.

Today, NIO is the hub of Hungarian oncology and we offer our services to the entire Hungarian population. We also coordinate and develop national cancer prevention and early detection programs. We maintain the National Cancer Registry and organize the Hungarian National Cancer Control Program, which in the past decade produced numerous guidelines and governmental health policies.

The institute has an extended international network with partners in 5 continents. We are members of most major EU and international organizations and we constantly participate in several European initiatives e.g. EurocanPlatform, ERA-NET TRANSCAN, and BenchCan projects.

Main research activities

NIO's multidisciplinary research platform covers the areas of clinical, translational, and basic research. We have 7 dedicated research departments, and several clinical and diagnostic departments are also heavily engaged in research activities. These are supported by the Institute as well as by external funding from International, EU and Hungarian grants. We are the only





Comprehensive Cancer Center
Date of release: 1 November 2013
Expiration date: 31 December 2014



participating center in the EurocanPlatform project from Eastern and Central Europe. Our research/academic staff consists of: 13 full professors, 3 full members and 9 doctors of the Hungarian Academy of Sciences; 14 staff members have habilitation and 55 have PhD. Annually we produce more than 100 research publications with a cumulative impact factor over 300 as well as several academic and scientific books and book chapters. There are currently 100 running investigator initiated, EORTC, IBCSG or Company sponsored clinical trials (phase IV) at NIO.

Core Facilities

Research:

Next Generation Sequencing: Roche FLX Genome Sequencer System, Illumina MiSeq System
Animal House at Special Pathogen Free level: breeding BALB/c, C57Bl/6, BDF-1 and immunodeficient mice. License from Jackson Laboratory to use NSG immunodeficient mice.

Thermo LTQ XL mass spectrometer

NIKON Eclipse 80i C1 confocal microscope

Flow cytometer: Beckman Coulter Cell Lab Quanta SC

Clinical:

4 CT scanners

3T MRI facility with spectroscopy

1 SPECT

1 SPECT-CT

2 mammography facilities

Interventional radiology unit

5 conventional radiation therapy accelerators with IMRT / IGRT / stereotactic system

Brachytherapy

Laser surgery facility

Full range endoscopic surgery facility

Central pharmacy

Clinical research unit

Education

NIO holds the oncology chairs of Semmelweis University of Medicine, University of Medicine and Pharmacy Targu Mures and partially that of Pécs University. We also host the Thoracic Surgery Department of Semmelweis University.

We organize courses in various disciplines of oncology for physicians, researchers and nurses, and also patient education courses throughout the year.

Our oncology courses are offered nationwide and accredited by Semmelweis University, where participants receive credit points (which are required for the Continuous Medical Education for MDs and nurses each year) upon successful completion. Postgraduate training in oncology was first developed at NIO and all specialization exams are still taken here. Our professors are accredited and heavily engaged in graduate and postgraduate teaching activities at the Universities of Pécs, Debrecen and Szeged. We produced fundamental textbooks that are used nationwide.

Országos Onkológiai Intézet

Ráth György utca 7-9
H-1122 Budapest
Hungary

Director General:
Prof. Dr. **Miklós Kásler**
Deputy Director General:
Prof. Dr. **Csaba Polgár**
Medical Director:
Dr. **József Lövey**

OECI contact person:
Dr. **József Lövey**
+36 1 224 8600,
extension number: 1570
lovey@oncol.hu

Centro di Riferimento Oncologico, Istituto Nazionale Tumori

Centro di Riferimento Oncologico,
National Cancer Institute

www.cro.it



Referring Number
ID 3
Full Member



Director's foreword

CRO-NCI is an Institute for Research, Hospitalization and Health Care (IRCCS) of national importance that is devoted entirely to cancer research and care. Since its foundation, CRO is committed in improving public health by advancing medical knowledge, providing outstanding specialty medical care to persons, in the field of higher education of young researchers, new graduates and post-doc researchers in the field of oncology. It is a public, no-profit institute operating under the authority of the Italian Health Ministry for the clinical & experimental research functions and shared in the governance by the Friuli Venezia Giulia region as for patient care.

Description of the Centre and history

CRO-NCI was open in 1984 and accredited by the Italian Ministry of Health in 1990. CRO-NCI's mission is the improvement of public health by advancing medical knowledge, providing outstanding specialty medical care, and preparing tomorrow's physicians, scientists and other health professionals in the field of oncology. It is a public, no-profit institute.





Comprehensive Cancer Center
Date of release: 27 October 2014
Expiration date: 27 October 2019



Main research activities

Research at CRO contributes to the advancement of scientific knowledge, the prevention and treatment of disease, and the strengthening of our economy from collaborations with private industry.

The current research activity is based on five research lines which are homogeneous and coherent with the Institute's objectives, all focused on biomedical research in oncology. New indicators for the evaluation of Departmental research activity in line with policy directives of the Health Ministry have been adopted. The five lines are:

- 1 Tumor genetics and biology (basic and translational research)
- 2 Tumor epidemiology and prevention
- 3 Hematologic neoplasias. Translational and clinical research
- 4 Solid tumors. Translational research to better diagnosis and treatment
- 5 Infectious agents associated tumors

Clinical research is based on mono- and multidisciplinary therapeutic protocols (conservative surgery in breast cancer, combined chemotherapy and radiotherapy in locally advanced, non small-cell lung cancer, interdisciplinary treatment of soft tissue sarcomas and ovarian tumors). Experimental research focuses on gene alterations as well as neoplastic transformation and progression; mechanisms of cell adhesion and migration; role of growth factors and growth factor receptors in hematological neoplasias; mechanisms of drug sensitivity and resistance; diet and cancer.

Core Facilities

The aim of the Core research facility CF1 Pharmacogenomics and tumor proteomics is to provide facilities and resources for peer-reviewed clinical studies. Other CF include:

- Flow cytometry
- Biobanking
- Centralized Clinical Trials Office

Education

Graduate students can conduct research training to reflect the cross-disciplinary nature of training in the sciences present within CRO-NCI. The newest tools in biomedical research are readily available and multidisciplinary research is fostered. A campus open to students worldwide but with particular attention to Eastern Europe in the future is at present under construction.

Centro di Riferimento Oncologico - Istituto Nazionale Tumori

Via Franco Gallini, 2
33081 Aviano
Italy

General Director:
Piero Cappelletti
Scientific Director:
Paolo De Paoli
Medical Director:
Matilde Carlucci
Administrative Director:
Cristina Zavagno

OECI contact person:
Mrs. **Elettra Gislón**
Scientific Secretariat
+39 0434 659282
dircienti@cro.it

Istituto Europeo di Oncologia

European Institute of Oncology

www.ieo.it/en



IEO
European Institute
of Oncology



Director's foreword

The European Institute of Oncology prepares to celebrate its twenty years of activity within a framework of financial stability and significant growth in treatment and research. At the same time the scientific publications have shown a further increase in impact factor with respect to an already record-breaking 2012.

The IEO model has demonstrated its sound validity over time, as the first private not-for-profit hospital in Italy, where scientific expertise and managerial skills have been combined. Our statute provides for the reinvestment of any profits into research and development. Thanks to this, the IEO has always been able to rely on its founding members who have constantly invested in, and supported, the outstanding ideas and commitment of the doctors, researchers, and staff.

Referring Number
ID 10
Full Member



Description of the Centre and history

The IEO (European Institute of Oncology), established in 1994, is one of the world's most prestigious oncological hospitals and the fastest-growing comprehensive cancer center in Europe. The IEO is a Research and University Hospital, which focuses on all the adult oncological diseases, carrying out:

- Clinical Activities
- Basic, translational and clinic research
- Training and education combined in a multidisciplinary approach with a mission of: "Excellence for a future without cancer"

Main research activities

One of IEO's major strength is its commitment to cutting-edge research in oncology, ranging from fundamental research to translational and clinical research, with the final aim of ensuring the best available diagnostic/treatment options and the most advanced experimental therapies.

Basic research: It is mainly focused on molecular and biological mechanisms of transformation.





Comprehensive Cancer Center

Date of release: 4 June 2014

Expiration date: 4 June 2019

Emphasis is given to the generation of tumour models, applications of high-throughput screening-technologies and development of computational tools and approaches.

Translational research: IEO has recently launched 3 translational programs: i) the Drug Discovery Program, focused on the translation of basic biomedical research into drug discovery projects; ii) the Molecular Medicine Program "Molecular Medicine for Care", which aims at driving discoveries from the basic research projects conducted at DEO into the clinical domain; iii) the SmartFood Program, focused on studying health protective factors in the diet for a new nutritional approach to disease and cancer prevention.

Clinical research: Closely connected with hospital assistance activities, it includes both disease-oriented and interdisciplinary research and entails a strong commitment for the inclusion of patients in observational studies and controlled clinical trials.

Core facilities

Some of our activities have a long-standing experience of clinical-research integration and represent a consolidated reference for our patients. They include the Advanced Radiotherapy Center (ARC) and the Multiparametric MRI.

We have recently adopted a matrix-type organizational structure, in which patient management and clinical research are mainly entrusted to vertical lines (Multidisciplinary Programs), while horizontal ones (Clinical Departments and Clinical Services Platforms) are entrusted with the task of providing resources and services, as well as ensuring technological innovation and research in their respective fields of expertise. The Multidisciplinary Programs include: the Breast Tumor Program, the Gynecologic Tumor Program, the Lung Tumor Program and the Urogenital Tumor Program. Other Multidisciplinary Programs are being structured, including the Immunotherapy Program, the New Drugs Program, and the Digestive and Hepato-Bilio-Pancreatic Program.

Finally the Clinical Trial Office supports IEO clinical research through the improvement of the management of the Clinical Trials conducted and promote clinical research, according to Good Clinical Practices.

Education

IEO Education was set up to coordinate all IEO educational and training activities related to patient management and clinical research, integrate them in an innovative manner, and thereby promote, both internally and externally the Institute's knowledge.

The main areas of actions are a) Clinical Science Seminars in Oncology with renowned speakers; b) the revision of the Grand Round created by Professor Veronesi in order to encourage the participation of all the healthcare staff; c) the design of online surgery courses (e.g. the Esagon Biennial Course), providing education and training courses online; d) the monthly publication of the IEO Edu newsletter; e) the launch of the new catalogue of IEO Web Education.

Istituto Europeo di Oncologia

Via Ripamonti 435
20141 Milano
Italia

Chairman:

C. Buora

Chief Executive Officer:

M. Melis

Medical Governor:

M. Castoldi

Scientific Director:

U. Veronesi

OECI contact person:

P.L. Deriu (Head Officer
Quality and Accreditation)
+39.02.57489.310
pierluigi.deri@ieo.it

Azienda Ospedaliera – Arcispedale Santa Maria Nuova IRCCS

Istituto in Tecnologie Avanzate e Modelli Assistenziali
in Oncologia

General Hospital S. Maria Nuova
Research Institute for Advanced Technologies
and Healthcare Models in Oncology

www.asmn.re.it

Referring Number
ID 79
Full Member



Director's foreword

The Research Institute for Advanced Technologies and Healthcare Models in Oncology is a 200-bed Research Cancer Center embedded in the context of a large General Hospital that, in addition to high quality care, conduct translational research with special attention to the reserve clinical approach.

Description of the Centre and history

S. Maria Nuova (ASMN) of Reggio Emilia is a 907 beds Public General Hospital. Founded in 1384, the six centuries long connection with the city and province is its greatest asset. In 2011, ASMN was also acknowledged as Research Hospital (IRCCS) for Advanced Technologies and Healthcare Models in Oncology by the Italian Ministry of Health. The clinical aspects are coupled with the Translational Research Laboratories and the Department Research and Statistics Infrastructure to provide specialistics competences (statistic analysis, data management, grant office) and support both Clinical and Research Scientists.





Clinical Cancer Center

Date of release: 8 December 2014

Expiration date: 8 December 2019



**SERVIZIO SANITARIO REGIONALE
EMILIA-ROMAGNA**
Azienda Ospedaliera di Reggio Emilia
Arcispedale S. Maria Nuova

Istituto in tecnologie avanzate e modelli assistenziali in oncologia
Istituto di Ricovero e Cura a Carattere Scientifico

In the last years, the entire Hospital has been re-organized under the principles of Intensity of Care. Inter-departmental and inter-hospital units are being consolidated and integrated in the current Care Pathways (PDTA) for lung, ovary, colorectal cancer, mesothelioma and lymphoma. More PDTA will be developed in the next months: pancreatic, liver, head and neck and gynaecological and cancer neuro-oncology.

Main research activities

ASMN research activities, both oncological and non oncological, have enormously improved in the last years, with a huge increase of dedicated staff, facilities, projects and outputs. In 2013 ASMN counted 160 ongoing oncological clinical trials over a total of 260 oncological studies (CT, epidemiological and observational studies). In 2014 were also activated 34 pharmacological CT. In accordance to the National Plan of Healthcare Research, ASMN oncological research moves along the following four Research Lines: 1. Complex Oncological Pathology, facing the complexity of the cancer patient by developing pathways which are modelled to suit the needs and clinical, biological, genetic and personal characteristics of the patient 2. Advanced Diagnostic and Therapeutic Technologies, studying and evaluating new health technologies (drugs, diagnostics, devices, algorithms, classification systems) characterised by innovativeness (recent/new, promising but not validated, in use but not studied) 3. Healthcare Protocols and Oncological Pathways, developing, evaluating and validating complex clinical and/or organisational healthcare interventions 4. Targets and innovative therapeutic strategies in Oncology and Oncohematology, studying tumour microenvironment, inflammation, angiogenesis, immunity.

Core Facilities

In 2015 will be opened the new Onco-Haematological Centre, which will house the hospitalisation wards and laboratories, for a total of more than 15 thousands square meters. ASMN also recently set up new translational laboratories and acquired a linear accelerator Varian True Beam for radiotherapy. In addition, a new confocal microscopy facility will be consolidated, with the financial support of the Ministry of Health to the research project approved within Conto Capitale Call 2013.

Education (if relevant)

IRCCS-ASMN develops training and research programmes, promotes innovation and designs paths addressed to employees and collaborators to improve the skills and commitment of its practitioners.

Innovative educational paths have been developed in the last years on the topics: oncological medicine, palliative care, physician-patient communication, ethics and methodology in research, healthcare management.

**Azienda Ospedaliera
Arcispedale Santa Maria
Nuova IRCCS
Istituto in Tecnologie
Avanzate e Modelli
Assistenziali in Oncologia**
Viale Umberto I, 50
42123 Reggio Emilia
Italy

General Director:
Ivan Trenti
Medical Director:
Giorgio Mazzi
Scientific Director:
Giovanni Apolone

OECI contact person:
Dr. **Elisa Mazzini**, MD
+39 0522 29 5875
elisa.mazzini@asmn.re.it

Istituto Tumori Giovanni Paolo II, Istituto di Ricovero e Cura a Carattere Scientifico

National Clinical Research Cancer Centre, Cancer
Institute Giovanni Paolo II

www.oncologico.bari.it

Referring Number
ID 4
Full Member



Director's foreword

The Institutional responsibility of the Istituto Tumori of Bari, directly depending from regional NHS and from Ministry of Health, is to develop Translational Cancer Research to guarantee innovation in all fields of cancer care.

Description of the Centre and history

The Istituto Tumori of Bari has been recognized as National Clinical Research Centre in 1985. From 2011, it is located in a new definitive building where all most modern and innovative clinical, technological and laboratory facilities are available. It has 85 beds dedicated to solid and haematological cancers, 3 surgery halls, 1 hybrid surgery hall, 1 stereotactic RT surgery hall, all diagnostic technologies, a complete radiotherapy pathway (2 LINAC, 1 IORT, IMRT, Arc-Therapy, etc).

Main research activities

The Institute is characterized by a strong research environment only addressed to Translational Research in Oncology. A clinical Trial Unit is taking care of about 100 clinical trials concerning:





new drugs in phase IV studies, interventional radiology, new surgical approaches (H&N, GI, Breast, Gynecology), new RT procedures. Moreover, thanks to the availability of research laboratories for cellular therapies (GMP facility), pre-clinical drug development, functional biomorphology, genetics, proteomics, metabolomics the search for new biomolecular factor of clinical relevance is intensive and productive (IF>500 points in 2012). New Projects concerning genetic risk factors, early diagnosis biomarkers, predictive and prognostic indicators are ongoing. The Institute has several responsibilities at regional level and, among them, it is the coordinator of the Regional Tumour Registry, hub of the Regional Oncological Net, reference Biobank for Region of Puglia.

Core Facilities

The clinical research is based on a Clinical Trial Unit directly managed by the Scientific Direction. New drug studies are supported in specific by a GLP Pharmacy Unit, a pre-clinical/clinical drug laboratory, a GMP laboratory for therapeutic cellular approaches, a molecular pathology laboratory. In vitro research is performed in laboratories (pre-clinical drug development, functional biomorphology, genetics, proteomics, metabolomics) where NGS, Tissue microarrays, omics approaches and bioinformatic tools are available. The Institute has his own Biobank storing consecutive series of liquid and solid biological tissues. Within the Institute, the Regional Tumour Registry collecting data of a population of 4 million of subjects is located.

Education

Education is provided to everyone in the framework of the CME, for which the Institute has been recognized as official provider. Events organized directly by the Institute are addressed to educational needs of physicians, researchers, nurses, psychologists, supportive disciplines.

Hybrid Operation Room at the NCI of Bari



Istituto Tumori Giovanni Paolo II, Istituto di Ricovero e Cura a Carattere Scientifico

Viale O. Flacco, 65
70124 Bari
Italy

General Director:
Prof. **A. Quaranta**
Administrative Director:
Dr. **G. Capochiani**
Medical Director:
Dr. **MP. Trisorio-Liuzzi**
Scientific Director ad Interim:
Dr. **C. Gadaleta**

OECI contact person:
C. Gadaleta, MD
+39 80 5555387
c.gadaleta@oncologico.bari.it

IRCCS Azienda Ospedaliera Universitaria San Martino - IST - Istituto Nazionale per la Ricerca sul Cancro

www.hsanmartino.it

Referring Number
ID 6
Full Member



Director's foreword

The merger between San Martino University Hospital and the Istituto Nazionale per la Ricerca sul Cancro has been a complex process, although things have moved more smoothly than possibly anticipated. The real issue was that both Institutions had vastly overlapping areas of interest, although a plan could be elaborated to eliminate the overlapping activities or to melt them. This process has been facilitated by the creation of the Disease Management Team, for the major oncology pathologies, which not only supervise the everyday activity, but also fix the rules according to which these activities should be conducted, select the most appropriate clinical trials and constitute a bridge between translational research and clinical activity. Oncologists can seek to the advice of specialists generally unavailable in Cancer Centers, patients with multiple morbidities, like the elderly, can be followed by multidisciplinary teams, including non-oncologists, and the accumulations of scientists with different backgrounds can generate new ideas while leading to a rationalization of core facilities.

Description of the Centre and history

The Institute originated from the merger of AOU San Martino and IST - Istituto Nazionale per la Ricerca sul Cancro of Genoa. It is a public institution which was constituted according to a Regional law as a Scientific Institute for Research, Hospitalization and Health Care (IRCCS) of national interest. The Institute is part of the regional health service of Liguria of which it is the major hospital and collaborates with the University of Genoa for research, teaching and clinical training.

Main research activities

The Institute has three research areas: Epidemiology.

This is a traditional research field focused on cancer epidemiology, environmental influence on cancer and cancer registry, and subsequently expanded to methodology of clinical trials, molecular cancerogenesis, cancer genetics and organization of supportive and end-life care for patients.



Tumor-Host Interactions.

This was originated from the interest in Genoa for tumor immunology. Initially focused on natural immunity and to the specific immune response to tumor cells, has been subsequently extended to tumor cell/stromal cell interactions, to the role of inflammation in controlling cell growth and on the mechanisms of clonal expansion promoted by chemokine/cytokines. The mechanisms of graft rejection have been investigated given the long standing tradition of bone marrow transplants.

Specific therapies for cancer.

Originally this line was intended to cover the topic of chemotherapy. However, this topic has been progressively extended to the new biologic targeted therapies, which are now the center of research interest. Major topics for these trials are lung, breast, GI tract cancers and melanomas and lymphomas.

Core Facilities

- FACS sorting
- Bio-banking facilities
- Animal facility
- DNA sequencing
- Clinical trials

Education

Teaching spans from the training of the new generations of physicians, of paramedics and nurses and also of investigators. Most of these activities are responsibility of the staff of the Medical School, although the Institute provides facilities at various levels and also the teaching role of non-university medical staff. The students can also have their PhD training in laboratories of the Institute and 50 post-doctoral fellows are on average completing their laboratory or clinical training.



IRCCS Azienda Ospedaliera Universitaria San Martino - IST- Istituto Nazionale per la Ricerca sul Cancro

Largo Rosanna Benzi, 10
16132 Genova
Italy

General Director:
Mauro Barabino, BA
Medical Director:
Alessandra Morando, MD
Scientific Director:
Manlio Ferrarini, MD

OECI contact person:
Giovanni Orenco, MD
+39 010 555 2002
giovanni.orenco@hsanmartino.it

Fondazione IRCCS Istituto Nazionale dei Tumori di Milano

www.istitutotumori.mi.it

Director's foreword

The National Cancer Institute (INT) of Milan has always supported the OECD because we are convinced that collaboration and intensive networking among cancer institutes are essential to face the complex challenge posed by cancer to patients, healthcare stakeholders and society. Together with the other OECD members, we are proud to contribute by delineating and pursuing a common strategy in the battle against cancer and in the fight against inequalities in treatment within Europe.

Referring Number

ID 11

Full Member



Description of the Centre and history

Since its establishment in 1928, INT has always aimed to provide the highest standard of patient care while pursuing preclinical and clinical research and promoting its swift translation into better prevention, diagnosis, therapy, rehabilitation, and survival.

Main research activities

Current research includes investigation of molecular and cellular determinants and mechanisms of tumor onset, growth and progression, as well as analysis of inherited factors underlying genetic susceptibility to cancer. More therapeutically oriented studies are aimed at developing and selecting new target-specific agents. Identification of growth signals and checkpoint functions driving cell proliferation and survival is essential for the detection and validation of predictors of tumor progression and treatment response, and helps define new targets for drug therapy and novel therapeutic approaches that modulates cellular response by combining chemopreventive and anticancer agents. Antitumor immunity and the regulatory mechanisms interfering with the immune recognition of tumor cells are also being studied.





IN THE
ACCREDITATION
PROCESS



FONDAZIONE IRCCS
ISTITUTO NAZIONALE
DEI TUMORI



BenchCan
Pilot Site

ITALY

59

Finally, crucial in designing and conducting prospective clinical studies is the strong and continuous collaboration between the Experimental Oncology and Clinical Departments. Epidemiological and translational research aims to gain knowledge of lifestyle and genetic risk factors for use in cancer prevention. We also look out for inequalities in prevention and treatment so that corrective action can be taken.

In this field, we focus on dietary intervention studies targeting the general population, high-risk subgroups, and cancer patients to minimize the risk of recurrence; the study of inequalities in survival and cure rates of cancer patients as the systematic description of cancer incidence, prevalence, and survival explains survival differences between and within countries, to devise actions that may reduce such inequalities; research on environmental and occupational risk factors, from standard epidemiological designs to the systematic monitoring of occupational risk by linking cancer registry data and occupational history files.

Core Facilities

Core facilities and equipment for research at INT include 1) a collection of annotated biological specimens with known clinical history; 2) updated databases with clinical information on patients enrolled in clinical studies; 3) laboratories for tissue culture, molecular biology, pathology and biochemistry; 4) a functional genomics facility with Illumina and Agilent platforms, and instrumentation for next-generation and Sanger sequencing; 5) statistical support for planning correlative and integrated translational research studies.

Education

PhD studentships, postdoctoral research fellowships, graduate student training, medical, nursing, psychology and social service training as well as continuing medical education are in our portfolio of educational opportunities. We provide education and training at a postgraduate level by offering a range of highly specialized Master courses, running the PhD programme of the Open University (about 20 students), and hosting about 30 PhD students from other universities.



Fondazione IRCCS Istituto Nazionale dei Tumori di Milano

Via Giacomo Venezian, 1
20133 Milano
Italy

President:

Dr. **Giuseppe De Leo**

General Director:

Dr. **Gerolamo Corno**

Medical Director:

Dr. **Vito Corrao**

Scientific Director

Dr. **Ugo Pastorino**

OEI contact person:

Daniela Majerna

+39 02 23902032

Istituto Nazionale Tumori - IRCCS “Fondazione G.Pascale” (INT-Pascale)

National Cancer Institute of Naples - Fondazione
“Giovanni Pascale”

www.istitutotumori.na.it

Referring Number

ID 12

Full Member



Director's foreword

The National Cancer Institute of Naples - Fondazione “Giovanni Pascale” (INT – Pascale) is the largest Clinical Care and Research Cancer Center in Southern Italy. The mission is the prevention, diagnosis and care of cancer and its combination with innovative research in oncology. The organizational model is based on that of US “Comprehensive Cancer Centres” in which multidisciplinary teams are dedicated in an integrated manner to tackle all aspects related to the care of cancer patients.

Description of the Centre and history

INT – Pascale was founded in year 1933 and in 1940 received the first recognition as research center. It is composed of four distinct buildings: 1) Main Hospital and Surgery (186 beds); 2) Day Hospital and Surgery (42 day hospital beds); 3) Research Building; 4) Administrative Building. Furthermore INT – Pascale owns an outstation entirely dedicated to Research and located in Mercogliano (AV). INT – Pascale has at the present approximately 800 employees of which 203 medical doctors, 50 biologists and 338 nurses.

Main research activities

The research activities of the INT – Pascale are organized in macro-areas. This organization has the purpose of focusing the activities of INT – Pascale on major issues, to promote interactions between researchers from diverse fields, and to create a “critical mass” of projects that involve different expertises. The Macro-areas where research activities of the INT-Pascale are currently organized are called:

- Prevention and Risk Factors in Neoplastic Disease
- Tumor Markers and Innovative Diagnostic Procedures
- Integrated Treatments in Oncology
- Innovative Therapeutic Strategies in Advanced Disease





IN THE
ACCREDITATION
PROCESS



ISTITUTO NAZIONALE TUMORI
IRCCS - Fondazione Pascale

ITALY

61

The scientific productivity over the past two years has increased significantly and is now constituted by more than 220 publications/year in journals with an impact factor totaling approximately 1,000 points. Research activities are being financed both by funds made available by the Ministry of Health and by National and International competitive grants from various institutions. In the last years several International patent applications have been filed by researchers of the INT – Pascale which cover newly discovered diagnostics or therapeutics and recently the Institute has fostered the creation of two spin off SMEs.

A characterizing theme of INT – Pascale is represented by the strong commitment towards clinical experimental studies. INT – Pascale has an independent Ethical Committee which has approved more than 340 clinical studies (including both experimental and observational) between years 2007 and 2013. In year 2013 about 1000 internal patients have been enrolled in experimental trials. Finally in the last years the INT – Pascale has strongly invested in the set of a strong pharmacogenomic platform for molecular diagnostic and has become a reference center in Italy and Europe for Quality assessment of several molecular biomarkers for response to therapy (KRAS, EGFR, BRAF).

Core Facilities

- Pathology Lab with associated Biobank
- Centralized Clinical Pathology Laboratory
- Centralized Radiology
- Centralized Radiotherapy
- Minimally invasive surgery (Robotized “da Vinci” Surgical System)
- Pharmacogenomic facility
- Proteomic facility
- Animal facility
- Cyclotron and Radiopharmacy
- Phase I facility

INT-Pascale is investing in continuous technological improvements. In recent years, thanks also to the contributions in capital account from the Ministry of Health, the technological level of the equipment has improved thanks to the purchasing of: a Robotized “da Vinci” Surgical System; a new multicolor angiographer; a highly innovative robotic platform for rapid ex vivo drug testing. In addition, INT-Pascale has strategically invested in technological upgrading the radiation therapy unit, a high-specialty center, providing the structure several sophisticated instruments including a CyberKnife® System for precision radiotherapy.

Education

In 2013 it has concluded the process for the final accreditation of the INT – Pascale as National Provider CME. INT – Pascale has organized, in year 2013, N. 33 CME events. At the INT – Pascale are active both a Graduate Degree Course in Nursing and a Graduate Degree Course in Biomedical Laboratory Techniques.

Istituto Nazionale Tumori - IRCCS “Fondazione G.Pascale” (INT-Pascale)

Via Mariano Semmola
80131 Napoli
Italy

General Director:

Tonino Pedicini

Medical Director:

Sergio Lodato

Scientific Director:

Gennaro Ciliberto

OECI contact person:

Dr. Gianfranco De Feo

+39 815903681

g.defeo@istitutotumori.na.it

Istituto Oncologico Veneto IRCCS-IOV

Veneto Oncology Institute – IOV

www.ioveneto.it

Description of the Centre and history

The IRCCS Istituto Oncologico Veneto (IOV) was established in December 2005, after obtaining recognition of its scientific character from the Italian Health Ministry. The IOV is the only Comprehensive Cancer Center in the Veneto region. The IOV is member of the Italian network of Cancer Institutes (Alliance Against Cancer) and since January 2009 of the OEI. In 2014 the IOV has been designated by the Veneto Region, as a highly qualified hub center for the diagnosis, treatment and psychophysics rehabilitation of breast cancer. Veneto Region has also assigned the role of Hub center for the coordination of the Veneto Oncology Network (ROV). The IOV coordinates the programs, evaluates, assets and validates the diagnostic-therapeutic-care path, coordinates the activities of Research in oncology, defines the paths of vocational training and promotes information and communication.. The IOV also pursues appropriateness criteria, applying accepted guidelines and coordinating the regional network of accredited laboratories and biobanks of molecular diagnostic oncology.

Referring Number
ID 70
Full Member



Main research activities

Research line n. 1: CARCINOGENESIS AND PRE-CLINICAL MODELS

Responsible: Alberto Amadori

The study of the causes of cancer and immunology provides data on the molecular mechanisms underlying the formation of tumors and reactions of the host, useful for developing preventive measures, diagnostic tools and innovative approaches to therapy.





IN THE
ACCREDITATION
PROCESS



ITALY

63

Research line n. 2: PERSONALIZED MEDICINE AND INNOVATIVE CANCER THERAPIES

Responsible: Conte Pierfranco

The personalized cancer medicine involves three fundamental steps:

- 1 Precision diagnostic Oncology (precision oncology) .
- 2 The personalization of cancer treatment based on the characteristics of gender, age, comorbidity, pharmacogenomics and the psychological profile of the individual patient.
- 3 Design of clinical trials of innovative treatments based on studies conducted in preclinical models.

Research line n. 3: MULTIDISCIPLINARY APPROACH TO ADVANCED CANCER DISEASE

Responsible: Zagonel Vittorina

This research line addresses these two main issues:

- 1 The biological characterization of cancer on primary tumors.
- 2 Prospective studies in view of the great advances in locoregional therapies and diagnostics with advanced 'imaging'.

Research line n. 4: APPROPRIATENESS, DIAGNOSTIC AND THERAPEUTIC ASSISTANCE PATHWAYS AND NETWORK PROGRAMS

Responsible: Carlo Riccardo Rossi

The establishment of a cancer network to ensure the uniformity of the diagnostic approach and therapeutic benchmarks.

Core Facilities

The most qualifying facilities are:

- Cellsearch system for the evaluation of circulating tumor cells. It is one of the very few in Italy and serves different cancer institutes.
- A comprehensive familial cancer center which performs both molecular diagnosis and clinical surveillance.
- A molecular facilities is dedicated to somatic genomic of cancer and will be improved with a new core lab with next generation platforms.

With this structure and 212 beds the IOV provides about 2,500 hospital inpatient and 3000 outpatient treatments. 400,000 are the outpatient services provided for the national health service.

Education

The IOV has an internal Continuous Education and Training Program, which in the period from 2010 to 2014 has involved participants of the medical, nursing and administrative staff of both IOV and peripheral oncological Units. Most of the training events were organized according to the national program of Continuous Medical Education (ECM).

Furthermore, the IOV hosts and actively collaborates with the Doctorate School in Oncology and Surgical, the Specialization School in Clinical Oncology and the Post-graduate Specialization School in Medical Radiology.

Istituto Oncologico Veneto IRCCS-IOV

Via Gattamelata, 64
35128 Padova
Italy

General Director:

Dr. **Domenico Mantoan**

Medical Director:

Dr. **Maria Giacobbo**

(Acting) Scientific Director:

Prof. **Giuseppe Opocher**

OECI contact person:

Ms. **Manuela Mtanis**

+39 049 8215878

manuela.mtanis@ioveneto.it

IRCCS, Centro di Riferimento Oncologico della Basilicata (CROB)

IRCCS, Referring Cancer Center of the Basilicata Region

www.crob.it

Referring Number

ID 72

Full Member



Director's foreword

The aim of the IRCCS-CROB Comprehensive Cancer Centre is to improve public health by advancing medical knowledge, providing the best treatments within the context of a complete multidisciplinary approach to the neoplastic patient. In order to meet the assistance and research objectives set out by the national and regional health planning, a full integration between clinical activities and translational research is pursued. The Institute is also committed to ameliorate quality of cares and quality of life of patients, adopting the principle of the centrality of the person with respect to health approaches.

Description of the Centre and history

The IRCCS-CROB is located in Rionero in Vulture (province of Potenza), in the northern area of the Basilicata region (South of Italy). After a starting-up phase shared with the Istituto Nazionale Tumori in Milan, in 2008 it was officially recognized as an autonomous, public, no-profit Cancer Institute for Research and Care (IRCCS) by the Italian Ministry of Health and the Regional Government of Basilicata.

The Hospital is a single building, with a covered surface of 32.000 sqm, 102 hospital beds for acute patients and 8 for palliative cares. IRCCS-CROB occupies a total of 406 structured employees, with different health and administrative profiles.

A complete management of adult solid tumors and hematological malignancies is ensured by three clinical Departments (Onco-Hematology and General/Woman Surgery). Two additional diagnostic and therapeutic Departments include Radiotherapy (the only one present in Basilicata), Nuclear





IN THE
ACCREDITATION
PROCESS



ITALY

65

Medicine, Laboratory of analysis, Endoscopy and Echo-endoscopy, Cardiology, Radiology and Pathological Anatomy. Nephrology, Psychology and Bio-ethics services are also available.

The annual number of patients admitted for acute cares is about 3.000, that of day-hospital about 12.000; ambulatory visits and services are around 40.000 and 400.000, respectively. The IRCCS-CROB exerts a strong attraction from other neighbor regions; overall, the percentage of extra-regional patients is close to 50%.

The Institute coordinates the Regional Cancer Registry and Screenings for breast, cervix and intestinal cancers, and it is under evaluation for OECI and JACIE accreditations. The Units of Nuclear Medicine and Radiotherapy hold EANM/UEMS/AINM and ISO9001 accreditations, respectively.

Main research activities

According to the institutional research plan, the scientific objectives pursued are: a) new tailored treatments based on molecular traits of tumors (precision medicine); b) novel therapeutic targets and prognostic biomarkers; c) innovation in high technologies (radiology, nuclear medicine and radiotherapy), including procedures for monitoring environmental professional risks; d) tumor epidemiology, preventive/predictive medicine, quality of life and of treatments.

The current number of Researches is 59. The Laboratories of Clinical and Translational Research, occupying an area of about 1.600 sqm, are equipped with all needed facilities for advanced cytofluorimetric, cytogenetic, molecular and immune-histochemical diagnostics, as well as for next generation sequencing, gene expression profiling, transcriptome and methylation analysis, genotyping, protein screening, and SNP discovery.

About 400 scientific papers have been published so far in peer-reviewed journals, including New England Journal of Medicine, Lancet, Lancet Oncology, Cancer Cell, Journal of Clinical Oncology, Blood, Leukemia and Cancer Research. More than 200 clinical trials (comprising phase I and registrative studies) have been activated, with more than 4.000 patients enrolled.

Core Facilities

Hematopoietic stem cell transplantation
Thoracic, abdominal, breast, urologic, gynecologic and plastic/reconstructive specialized surgeries
Conformational, brachi- and intra-operative radiotherapy (n. 3 linear accelerators, including Trilogy Varian)
Metabolic therapies
High intensity focused ultrasound technology (treatment of localized tumors)
Pain therapy (vertebro/kypho-plasty)
Palliative and Intermediate/Interdisciplinary cares
Video-mediastinal toracoscopy 3D
3 Tesla RMN with laser-guided system for micro-biopsies
PET-TC (novel tracers, volumetric evaluation of neoplastic metabolism)
Bio-banking
Illumina genomic platform
Liquid biopsy (circulating tumor cells)
Laparoscopic radical prostatectomy 3D

IRCCS, Centro di Riferimento Oncologico della Basilicata (CROB)

Via Padre Pio, 1
85028, Rionero in Vulture
(Pz) Italy

General Director:
Dr. Pasquale Francesco Amendola
Medical Director:
Dr. Sergio Maria Molinari
Scientific Director:
Dr. Pellegrino Musto

OECI contact person:
Dr. Giovanni Storto
+39 0972 726560
giostop24@hotmail.com

Istituto Nazionale Tumori Regina Elena

Regina Elena National Cancer Institute (IRE)

www.ifo.it

Director's foreword

Our Institute is the major comprehensive cancer institute in central Italy. It has a longstanding history in clinical and experimental oncology, which has been recently fostered by the creation of a single campus for a synergistic combination of patient care and research activities. Thus, the OECI accreditation represents a natural step towards the integration of our activities in the European system.

Referring Number

ID 15

Full Member



Description of the Centre and history

Established in 1933, IRE is one of the largest and renowned cancer centres in Europe. It has the most technologically advanced research facilities/laboratories in Europe supporting its diagnostic, preventive, therapeutic, predictive and prognostic approach. Its clinical & research activities are financed by Ministry of Health, Lazio Region and other public/private Institutes.

IRE is a member of various organizations: the Union for International Cancer Control (Union Internationale Contre le Cancer, UICC), the European Organization of Cancer Institutes (OECI), the European Organization for Research and Treatment of Cancer (EORTC - Early Clinical Trial Group). Furthermore, IRE has a Sister Program launched by MD Anderson, one of the world's most renowned cancer centres.



**IRE**

ISTITUTO NAZIONALE TUMORI

REGINA ELENA

ISTITUTO DI RICOVERO E CURA A CARATTERE SCIENTIFICO

Main research activities

Our inter-departmental approach (several specialists belonging to different departments working together to develop a diagnostic-therapeutic strategy) offers a better healthcare service system to patients, as well as optimizing and integrating prevention, early diagnosis and therapy. Among clinical activities, IRE is involved in the use of hyperthermia for the treatment of some tumors (melanoma, sarcoma), of intraoperative radiotherapy allowing to preferentially address neoplastic tissues, of accelerated breast irradiation. Moreover, innovative techniques such as minimally invasive surgery, hypertermic intraperitoneal chemotherapy, and robotic surgery are routinely employed. The clinical research activities of the Hospital are complemented by basic and translational research projects. These research projects investigate underlying cancer mechanisms and new therapies approaching different research pathways based on molecular oncogenesis, immunology, molecular medicine and virology. The final aim of these activities is the discovery and implementation of new targeted therapies tailored to each patient. The new research facilities of the Institute provide the best technical support to its researchers.

Diagnosis through the use of highly sophisticated instruments (e.g. 3 Tesla NMR), and latest other technologies, as well as cancer prevention, genetic testing and counseling, HPV-related disease diagnosis/management, with a recently organized HPV Unit, palliative care, cancer survivors management and personalized therapies are other strengths at IRE, such as the Bone Bank.

Translational research activities at IRE covers cellular and molecular biology, oncogenomics and oncogenetics, pharmacokinetics, pharmacogenomics, and preclinical models. The overall aim of these activities is "to bridge the gap between bench-to-bedside-to-community".

Core Facilities

One of the Institute's main priorities is treating breast cancer. IRE is also a Regional reference centre for the diagnosis and treatment of familial polyposis, multiple sclerosis and tumour-related epilepsy.

The activities include the optimizing the control of neoplastic growth of melanoma and sarcoma tumours, of radiation therapy and robotic surgery. Other projects focus on reducing neoplastic pain and targeted therapy.

Education

IRE offers multiple professional development training courses, designed to train healthcare workers, who are already qualified, certified or graduated professionals. As part of the CME criteria set by the Italian Ministry of Health together with an increased cooperation with Universities in teaching/training, IRE ranks as a training reference centre, through having set up a School of Corporate Training. On 29 September 2010, a decree no. 753, in accordance with the State-Regions Agreement of 5 November 2009, established an Education & Training Office as an ECM "Provider" affiliated with the Italian Ministry of Health.

Istituto Nazionale Tumori Regina Elena

Via Elio Chianesi, 53
00144 Roma
Italy

Chief Executive Officer:
Dr. **Fabio Valerio Alberti**
Chief Medical Officer:
Dr. **Marina Cerimele**
Chief Administrative Officer:
Dr. **Giorgio Marianetti**
Scientific Director:
Prof. **Ruggero De Maria**

OECI contact person:
Dr. **Stefano Canitano**
Medical Radiologist
+39 06 5266 6814
canitano@ifo.it

Istituto Scientifico Romagnolo per lo Studio e la Cura dei Tumori IRST-IRCCS

Referring Number
ID 77
Full Member

Romagna Scientific Institute for the
Study and Treatment of Cancer IRST-IRCCS

www.irst.emr.it


Director's foreword

IRST was created to pursue a strong belief: the fight against cancer can be won. IRST always aims to tighten the link between research and care, ensuring quality, originality, innovation and transferability of laboratory results to the clinical practice. IRST keeps as the center of every action and every project, safety, respect for the individual and the overall approach to patient, fully adhering to the principles of the National Health System as Universality and Equity, Proximity, Appropriateness, Cost, Quality. The main objective of the Health Service of Emilia-Romagna and Oncology Network of Area Vasta Romagna (AVR) and also IRST's engine is the project's "populational" approach intended as the promotion of a centralized coordination of oncology functions and activities, with a primary focus on meeting the needs of the citizens. IRST as 'hub' of the AVR Oncology Network directly manages the functions of the following disciplines: medical oncology, nuclear medicine, oncohematology, radiotherapy.

Description of the Centre and history

IRST-IRCCS is a public-private partnership between three public sector entities (Emilia Romagna Region, Romagna Health Authority, Borough of Meldola), and six private non profit organizations (a charitable organization and some local bank foundations). It is fully integrated within the Public Health System. IRST was founded, in 2007, with the objective of promoting a strong connection between research and treatment, and with a specific vocation towards translational research, thus guaranteeing quality, originality, innovation and transferability to clinical practice. IRST operates in an environment characterized by a good level of quality of life, characterized by an older population than the national average, evenly distributed on the territory (67% of the municipalities have less than 10 thousand inhabitants). The high performance of the Oncology Network of Romagna in prevention, screening and care, contributes to lower mortality from cancer and a need to take charge of the patient for a longer (chronic) period of time.





**SERVIZIO SANITARIO REGIONALE
EMILIA-ROMAGNA**

Istituto Scientifico Romagnolo per lo Studio e la Cura dei Tumori

Istituto di Ricovero e Cura a Carattere Scientifico



ITALY

In this scenario IRST organizes and coordinates:

- oncology research and clinical trials in the Oncology Network of Romagna
- the infrastructure necessary to promote, conduct and evaluate research and cancer care in Romagna
- treatments with emerging or innovative technologies
- continuous training in the field of oncology

IRST is recognized as:

- Mesothelioma Reference Center of the “National Organizing Network for malignant mesothelioma of the pleura”
- Osteo-oncology Center, identified by the Italian Society of Osteo-oncology (ISO) as a promoter of the network of specialized centers that address with a multidisciplinary approach the problem of bone metastases and the maintenance of bone health in oncology
- Responsible of the Regional Cancer Biobank
- Rare Cancer Center for Regional and National Networks
- Regional Reference Centre for the prescription of innovative drugs in oncology

Main research activities

- Development of management and health care organization models in the Oncology Network of Romagna functional to continuity and quality in prevention, diagnosis and treatment
- Development of clinical and biological rationale for innovative clinical trials, multi-center trials for the development of new drugs and evaluation of innovative technologies for advanced therapies in oncology
- Experimental models for the study of biomolecular pathways and mechanisms of carcinogenesis, invasion and dissemination of tumors as a basis for translational research in oncology

Core Facilities

- Biosciences laboratory
- Non-coding RNA preclinical laboratory
- Radiobiology Laboratory
- Flowcytometry
- DNA sequence facility
- Somatic cell therapy laboratory(Cell factory)
- Biological Resource Center – Biobank
- Radiopharmaceutical production laboratory
- Antiblastics laboratory
- Medical physics laboratory
- IT service
- Unit of Epidemiology and Cancer Registry
- Unit of Biostatistics and Clinical Trials
- Radiometabolic medicine
- Radiotherapy
- Imaging innovation
- Psyconcolgy service
- Osteoncology center(multidisciplinary)
- Genetic counseling
- PET (Imaging innovation)
- RMN 3Tesla

**Istituto Scientifico
Romagnolo per lo Studio
e la Cura dei Tumori
[IRST]-IRCCS**

Via P. Maroncelli, 40
47014 Meldola (FC)
Italy

General Director:

Marcello Tonini

Medical Director:

Mattia Altini

Scientific Director:

Dino Amadori

OECI contact persons:

Dr. **Marcello Tonini**

+39 0543 739415

direzione.generale@irst.emr.it

marcello.tonini@irst.emr.it

European School of Oncology (ESO)

www.eso.net

Director's foreword and brief description

The European School of Oncology (ESO) is an independent non-profit organisation established in 1982 by the Italian cancer surgeon, Umberto Veronesi. The School's mission is to help improve the standards of treatment and care for cancer patients across Europe and "to contribute through education to reducing the number of cancer deaths and to ensuring early diagnosis, optimal treatment, and holistic patient care."

ESO holds 20-25 courses each year on various cancer types and methods of treatment and care. The courses take place primarily in Europe but also in the Arab world and in Latin America.

The School also holds Masterclasses in several disciplines in collaboration with many ECCO societies where participants are selected on a competitive basis. Successful candidates spend a week with leading oncologists who give plenary lectures on state-of-the-art clinical evaluation and treatments.

As well as traditional classroom education, ESO also has an online distance learning programme which includes fortnightly e-grandround webcasts and a Master online course in Advanced Oncology which is held together with the University of Ulm. Also in cooperation with the University of Ulm, the Certificates of Competence in Lymphoma and in Breast Cancer are organised.

In recent years, ESO has broadened its scope with the inclusion of conferences to its programme.

Referring Number
ID 67
Full Member





Advanced Breast Cancer (the only professional conference to address the treatment and care needs of people with advanced cancer), Active Surveillance for Low-Risk Prostate Cancer, and Breast Cancer in Young Women. In 2012 ESO held the first World Oncology Forum (WOF) in collaboration with the *Lancet*, where leading clinicians, researchers, epidemiologists, advocates, policy makers and industry representatives came together "to evaluate progress in the war against cancer". The participants of the conference drew-up a 10 point strategy, entitled "Stop Cancer Now!" which called on world governments to take certain steps to help speed up progress in prevention, delivery of treatment and care, and development of effective affordable therapies.

ESO does not just focus its efforts on oncology doctors but it also recognizes the key role that others play in the treatment and care of patients. This makes ESO a true example of a multidisciplinary organisation. With this in mind, the School has included nursing in its courses, which are organised in collaboration with the European Oncology Nursing Society and was an active player in the creation of many European patient advocacy groups including the European Breast Cancer Coalition, Europa Donna, the European Prostate Cancer Coalition, Europa Uomo, the European Cancer Patient Coalition and LuCE.

ESO recognizes the importance the media plays in highlighting cancer issues through its annual awards, grants and training courses for journalists. It also provides media training for clinicians and other cancer professionals, to help them interact more effectively with the media.

Much of ESO's work and values are highlighted in its bimonthly magazine *Cancer World*. *Cancer World* explores the complexity of cancer care from various viewpoints and brings together the social, political, economic and organisational factors that impact on patient experience and outcomes.

Thanks to the support of independent donors, ESO continues to be one of the only organisers of courses, which are not dictated by sponsorship from industry. This enables ESO to maintain its mission and give space to those topics, which are often ignored.

Main activities

Educational events

Targeted educational programmes across different geographical areas

Clinical training centres programme

Distance learning

Certificates of competence

Cancer World magazine

Cancer media service

World Oncology Forum

Patient advocacy

Task forces

European School of Oncology (ESO)

Via Turati, 29
20121 Milan
Italy

Scientific Director and CEO:

Alberto Costa

Deputy Scientific Director:

Fedro Peccatori

COO:

Chatrina Melcher

ESO contact person:

Chatrina Melcher

+41 91 820 0956

cmelcher@eso.net

IFOM - FIRC Institute of Molecular Oncology

www.ifom.eu

Referring Number
ID 71
Full Member

Director's foreword

Objectives in cancer research have become clearer than ever before: we aim at diagnosing cancer as early as possible by profiling tumors with specific mutations in order to identify and inactivate the processes which keep cancer cells alive. This is achieved through therapeutic strategies that convey the drug directly onto the tumor. Synergies as well as working in a multi-disciplinary and transnational environment are the fundamental tools that we have identified to get to meaningful results.

Description of the centre and history

Founded by FIRC - the Italian Foundation for Cancer Research - in 1998, IFOM is an Italian highly technological, non-profit research centre headquartered in Milan, Italy, and with joint research laboratories in Singapore and Bangalore, India.



Main research activities

IFOM scientific activities are focused on the identification of the mechanisms that lead to tumor formation and the processes underlying the evolution of a normal cell into a cancer cell. IFOM scientists are organized in two sections dedicated to Chromosome Metabolism and Cell Biology & Signalling.

Core facilities

Researchers have access to a variety of state-of-the-art equipment located in both IFOM and Cogentech, a company providing scientific services on a commercial basis. IFOM facilities include advanced microscopy such as electron-microscopy, mass spectrometry, cell culture, zebrafish, drosophila and xenopus.

Services available through Cogentech include microarrays, mouse genetics, transgenic services, animal house, DNA sequencing, RealTime PCR and antibodies.

Education

Educational activities at IFOM are managed and coordinated by SEMM, the European School of Molecular Medicine. SEMM offers advanced education, of international standing, in emerging sectors of biomedicine, such as genomics, molecular medicine and nanotechnology, through PhD and Postdoctoral programs. The educational model adopted by SEMM involves intensive laboratory activity flanked by a program of advanced, interdisciplinary courses.



IFOM - FIRC Institute of Molecular Oncology

Via Adamello 16
20139 Milan
Italy

Scientific Director:

Marco Foiani

President:

Giuseppe Della Porta

Chief of the Scientific Advisory

Board:

Tomas Lindahl

OECI contact person:

Leonardo Biondi

Chief Corporate Officer

Ospedale San Raffaele (OSR)

San Raffaele Hospital

www.hsr.it

Referring Number
ID 42
Full Member

Director's foreword

We aim at achieving optimization of care and acceleration of cure by the clinical application of Translational Research. Specific goals are: 1) to maintain/reach "state of the art" clinical care for all types of cancers; 2) to improve logistic and organization for ameliorating patient care; 3) to become second to none in specific cancers.

Description of the Centre and history

OSR has been the first private hospital established in Italy (1971). Shortly thereafter, OSR received the status of "Research Hospital" (IRCCS) by the Italian Ministry of Health. Since then, OSR has created various clinical, translational and basic research centers (for a total of over 100,000 sqm) dedicated to the cure of human diseases.

Main research activities

To overcome the biological barriers that prevent clinical advances in cancer we are developing new strategies based on the seamless and multi-disciplinary interaction between researchers and specialized clinicians funneling their activities into Research Programs. The scientific goals are based on the approach "build on strength". Four major areas of excellence have been identified: Cancer Microenvironment, Cancer Immunology and Immunotherapy, Breast and Prostate Cancer. We expect to develop a comprehensive blueprint for the risk stratification of individual patients and to identify new molecular targets to be translated into proof of principle clinical trials.

Core Facilities

OSR hosts facilities that include certified biobanks, anatomic pathology, animal vivariums, human, animal or cellular imaging (Pet/micro-Pet, 3T/7T MRI, ecography, tomography, intravital, confocal or electron microscopy) and services for cytometry, genomics, proteomics, informatics or statistics.





OSPEDALE SAN RAFFAELE

Education

OSR hosts the Section of Biology and Biotherapy of Cancer which is part of the Institutional PhD Program in Molecular Medicine, offers numerous post-doc opportunities at national and international level and is well prepared to host, train and mentor Physician Scientists.



Ospedale San Raffaele (OSR)

Via Olgettina, 60
20132 Milan
Italy

Chief Executive Officer (CEO):

Dr. **Nicola Bedin**

Medical Director:

Dr. **Roberts Mazzuconi**

Scientific Director:

Prof. **Francesco Montorsi**

OECl contact person:

Prof. **Federico**

Caligaris-Cappio

caligaris.federico@hsr.it

Ente Ospedaliero Ospedali Galliera

Galliera Hospital

www.galliera.it



Referring Number
ID 87A
Associate Member

Director's foreword

If it's true that doing research means a better clinical care, being part of a network of cancer research institutes helps to share the scientific efforts to better address the most compelling challenges of the daily clinical practice.

Description of the Centre and history

The Hospital was built between 1877 and 1888 at the behest of the marchioness Maria Brignole Sale, duchess of Galliera. With D.P.C.M. 14/07/1995 has been identified as a Hospital of National Importance and of High Specialization. The hospital is organized in 10 health departments, 4 administrative departments and 4 inter departments with an availability of nearly 500 beds.

Main research activities

The Impact Factor Normalized (IFN) increased 8-fold in the last years, from 64 in 2003 to 506 in 2013.

Among the excellences known nationally and internationally, we cite:

- The Unit of Medical Oncology, certified to perform phase I/II chemoprevention trials by the NCI - NIH, USA;
- The Department of Radiological Area, one of the landmarks in the field of diagnostic imaging and in the development of new imaging software in collaboration with the University of Genoa;
- The National Marrow Donor Registry, the national reference for the search for hematopoietic stem cells from unrelated donors (transplantation purposes);
- The Units of Genetics, known experts in diagnostic & molecular cytogenetic, also due to the "Galliera Genetic Bank", storing biological samples from rare diseases.

Core Facilities

The Hospital has a Pole Clinical Technology that includes: 1 Positron Emission Tomography (PET), 3 Computed axial tomography (CAT), 3 Magnetic Resonance, 3 Linear Accelerators, 2 Angiography and 1 MID (Iron Metal Detector), unique in the world.

Education

The historical school of Nursing located at the hospital is now a "teaching center" of the University Degree Course in Nursing, graduating each year nearly 30 new Nurses & 50 Professional Social Operators.



Ente Ospedaliero Ospedali Galliera

Mura delle Cappuccine 14
16128 - Genova
Italy

General Director:
Dr. **Adriano Lagostena**
Medical Director:
Dr. **Roberto Tramalloni**
Scientific Coordinator:
Dr. **Gian Andrea Rollandi**

OECD contact person:
Dr. **Gian Andrea Rollandi**,
Scientific Coordinator & Director
of the Radiology Unit
gianandrea.rollandi@galliera.it

IRCCS - Istituto di Ricerche Farmacologiche Mario Negri

Mario Negri Institute for Pharmacological Research

www.marionegri.it



Referring Number
ID 69A
Associate Member

Director's foreword

The "Mario Negri" is an independent research Institute involved in experimental and clinical pharmacology, development of novel therapies in different therapeutic areas including rare diseases.

Description of the Centre and history

The Mario Negri Institute is a not-for-profit biomedical research organization. It was founded in Milan in 1961, according to the will of Mario Negri a philanthropist, and it has now two units in Bergamo and Ranica (BG).

Main research activities

Characterisation of the mode of action of new anticancer agents including natural products and differentiating agents.

Establishment of new preclinical tumor models with defined genetic alterations or recapitulating the molecular characteristics of the cancer patients.

Conduction of clinical trials with translational research endpoints.

Design and testing of rational/effective drug combinations.

Epidemiology of cancers and there determinants.

Core Facilities

Core facility for planning, organization and coordination of experimental controlled and observational clinical studies. Core facility for in vivo imaging of tumors and metastasis in animal models, with available microTC, Optix scan and MRI. Core facility for pharmacokinetics with the availability of mass-spectrometry. Core facility for transcriptomics, genomics, proteomics and metabolomics. Pharmacological screening of large cancer cell line panels, tumor xenografts and patients-derived xenografts.

Education

The institute holds courses for specialized laboratory technicians, and for graduates intending to do research. The Institute has set up a Ph.D. course in collaboration with the Open University UK.

It takes part in a range of initiatives to communicate information in biomedicine, on a general level and with the specific aims of improving health care practice, and encouraging more rational use of drugs.



IRCCS - Istituto di Ricerche Farmacologiche Mario Negri

Via G. La Masa 19
20156 Milan
Italy

General Director:
Prof. **Silvio Garattini**

OECI contact person:
Prof. **Silvio Garattini**
+39 02 39014261

Nerviano Medical Sciences Group S.r.l.

www.nervianoms.com



Director's foreword

Our mission is the discovery and development of innovative agents for treating cancer. This is pursued through our significant drug discovery/development capabilities and we place great value on technical and scientific excellence, establishing strong partnerships with both the academic community and the biopharmaceutical industry.

Description of the Centre and history

Our Site has an outstanding tradition of R&D in the oncology field. Founded in 1965 as Farmitalia, NMS is now owned by the "Fondazione Regionale per la Ricerca Biomedica" (FRRB) Foundation. We cover the full spectrum of drug discovery and development activities, operating on both our internal pipeline as well as external programs.

Main research activities

Nerviano is the originator of numerous New Chemical Entities, including several in clinical development and on the market (anthracyclines, exemestane) for the treatment of patients affected by cancer. With our current focus on discovery of novel targeted agents, we have a strong preclinical project portfolio and have brought several innovative drugs to clinical trial, including Danusertib, Milciclib, inhibitors of Cdc7 and of PLK1 and most recently, RxDx-101 (licensed to Ignyta), a Pan-Trk, Ros1 and ALK inhibitor with promising preliminary activity observed in neuroblastoma, NSCLC and colorectal carcinoma.

Core Facilities

NMS S.r.l. our Drug Discovery arm, has a proprietary chemical collection, protein production, biochemical assay/HTS, cell bank with >400 tumor lines, in vivo/in vitro studies, structural and medicinal chemistry, chemoinformatics, NGS and bioinformatics. Major drug discovery technology platforms at NMS include kinome/purinome and antibody-drug conjugate (ADC) programs. NMS Group contains EMA AND FDA approved preclinical and manufacturing and capabilities, a Clinical Development unit and Intellectual Property group.

Education

NMS Group puts great emphasis on the dissemination of drug discovery knowledge and skills, with our personnel regularly conducting undergraduate and post-graduate level teaching/training activities for universities and research institutes.



Nerviano Medical Sciences Group S.r.l.

Viale L. Pasteur 10
20014 Nerviano (Milano)
Italy

CEO of Nerviano Medical
Sciences Group S.r.l.:

Luciano Baielli

President and CEO of Nerviano
Medical Sciences S.r.l. (Drug
Discovery arm of NMS Group):

Marco A. Pierotti

OECD contact person:

Marco A. Pierotti, Ph.D.

+39 331581368

marco.pierotti@nervianoms.com

5th EACR-OECI Joint Training Course

Molecular Pathology Approach to Cancer

11 - 13 May 2015

De Rode Hoed, Amsterdam, the Netherlands



Course Overview

Genomic analyses of human cancers are leading to the identification of the genetic determinants of cancer development, progression and response to targeted therapies. Treatment decisions selecting therapies for cancer patients can no longer be solely based on histopathological analyses of tumours. In fact, molecular tests are rapidly being incorporated into routine clinical practice. The role of pathologists in the implementation of molecular tests in diagnostic practice and the ability of pathology laboratories to perform these tests in an optimal manner are crucial for the successful translation of scientific advancements into useful biomarkers. In addition, a multidisciplinary approach for the delivery of optimal molecular characterisation of cancers is essential for the realization of the promises of precision medicine.

Important Dates

Registration deadline: 03 April 2015

The topics that will be covered in the course include:

- Next generation sequencing
- Novel findings in breast, colorectal, ovarian, endometrial and kidney cancers
- Novel findings in colorectal, ovarian, endometrial and kidney cancers
- Targeted therapy in melanoma
- KIT and novel targets in gastrointestinal stromal tumours
- Genetic testing in colorectal and lung cancers
- Translocations in sarcomas and haematological malignancies
- The role of pathologists in precision medicine
- Molecular tumour boards
- How to deliver molecular tests for clinical decision-making
- Causes of possible pitfalls in molecular analysis.

Scientific Organising Committee

Richard Marais (UK)

Jorge Reis-Filho (USA)

Giorgio Stanta (Italy)

Marc van de Vijver
(Netherlands)

Invited Speakers

Dan Berney (UK)

Judith Bovee (Netherlands)

David Huntsman (Canada)

A. John Iafrate (USA)

Andreas Jung (Germany) - *to be confirmed*

Richard Marais (UK)

Serena Nik-Zainal (UK)

Stefan Pfister (Germany)

Jorge Reis-Filho (USA)

Brian Rubin (USA)

Tim Somerville (UK)

Giorgio Stanta (Italy)

Erik Thunissen (Netherlands)

Matt van de Rijn (USA)

Marc van de Vijver (Netherlands)

Britta Weigelt (USA)

Pieter Wesseling (Netherlands)

Andrew Wotherspoon (UK)



Visit the course website at www.eacr.org/mpathcourse2015

Institute of Oncology, Vilnius University

www.nvi.lt



Director's foreword

The main activities of National Cancer Institute (hereafter – NCI) is to coordinate cancer treatment, science and educations aspects, help to solve the problem of cancer in the country, coordinate and carry out scientific research, education, as well as preventive and therapeutic activities in the field of oncology. In the recent past all these activities have been in the Institute's vision, but they became reality after Institute's reorganization in 2014, July 2. OECI accreditation was very important factor to reach reorganisation and become a leading Institute in Lithuania.

Referring Number
ID 33
Full Member



Description of the Centre and history

National Cancer Institute (NCI) – is the only specialized cancer treatment and research institution in Lithuania, which was established in 1931. The mission of the NCI is to carry out international research in the field of oncology and to achieve results, which could improve cancer treatment efficiency and reduce mortality from cancer, to train scientists and highly qualified specialists, to strengthen the country's scientific potential and competitiveness in the European Research Area. In 2013 the NCI was accredited by the Organisation of European Cancer Institutes (OECI) as the Clinical Cancer Center.

Science

The NCI has four scientific research laboratories (Molecular Oncology, Carcinogenesis and Tumour Pathophysiology, Immunology, Biomedical Physics) and a Biobank. NCI has the greatest scientific





Clinical Cancer Center
Date of release: 14 March 2013
Expiration date: 14 March 2018



potential and the most experience in scientific research in oncology and related fields in Lithuania. The main NCI research activities are:

- Cancer epidemiology
- Molecular oncology: genomics, proteomics, transcriptomics
- Tumour immunology and immunotherapy
- Antioxidative system
- Personalised medicine
- Nanoscience
- Optical biopsy
- Biomarkers
- Cells and tissues cryopreservation
- Organism – tumour interaction
- Methods of early diagnosis and combined treatment

Clinical activity

The NCI clinic performs inpatient and outpatient (primary, secondary, tertiary) health care, provides preventive services, clinical trials, performs diagnostic interventional radiology, therapeutic interventional radiology, computed tomography examinations and procedures, provides nursing, rehabilitation, health education and personal health expertise services. Today the clinical activity involves a lot of multidisciplinary teamwork, which is especially important for successful cancer treatment results. In addition to that, our activity focuses on individualized patient treatment: various tests are carried out during the treatment process in order to determine, which treatment method is the most appropriate for the patient.

Clinical Core Facilities

NCI has these Clinical Core facilities: linear accelerators, CT scanner, simulator, MRI scanner, mammographs, echographs, 3D echograph, X-ray machines, SPECT-CT scanner, gamma camera and other.

Research Core Facilities

Facilities for nanoparticle synthesis and modification, optical steady state absorption and fluorescence spectroscopy, ultra short pulse duration (fs) laser systems for two photon absorption, excitation and imaging experiments, scanning probe microscopy, laser scanning confocal fluorescence microscopy with spectral and fluorescence lifetime imaging (FLIM), in vivo confocal reflection microscopy of skin for detection of skin cancer, small animal fluorescence imaging system, micro-dissection system, pyro-sequencing system and other.

Education

The NCI is a base that provides opportunity for the training Lithuanian and foreign colleagues, PhD students, residents and students to get an access to the latest scientific material, treatment methods, as well as to observe scientific achievements, which take place right here, at the clinics.

Institute of Oncology, Vilnius University

4. Santariskiu str. 1
LT-08660 Vilnius
Lithuania

Director:

Narimantas Evaldas

Samalavicius, Prof., M.D., Ph.D.

Deputy Director for Clinic:

Renatas Tikusis, M.D.

Deputy Director for Science and Education:

Vydmantas Atkocius, Ph.D.

Scientific Director:

Ernestas Janulionis, M.D., Ph.D.

Deputy Director for Nursing:

Aldona Grebliuniene

Deputy Director for Strategy and Development:

Danute Juneviciene

OECI contact person:

Scientific Director

Ernestas Janulionis, M.D., Ph.D.

+370 5 278 6781

ernestas.janulionis@nvi.lt

Oslo Universitetssykehus (OUS)

Oslo University Hospital (OUH)

www.oslo-universitetssykehus.no

Referring Number

ID 50

Full Member



Director's foreword

In 2012 there were 30,099 new cases in Norway, 57% of the new cases are in our catchment area. The National Cancer Registry is part of OUH, and the OUH Cancer Centre includes the Cancer Research Institute (basic and translational research) and clinical care covering all cancers. The OUH sees ~ 7,000 new cancer cases yearly and possesses all treatment modalities including 17 linear accelerators, robotic surgery and a centralized unit for chemotherapy administration. Translational research has high priority including personalized diagnostics and therapy.

Description of the Centre and history

The Norwegian Radium Hospital (NRH) and Institute of Cancer Research have been a cornerstone in cancer research. The proximity of the two centers and the near cooperation between clinicians and researchers are key success factors for the cancer centre's success through many years. In 2009 the OUH formation included the merger between the departments of oncology in NRH and Ullevål Hospital, building a large cancer center with joint leadership and administration. The resulting cancer center has a major position in research and innovation within OUH.

Main research activities

The Division's research strategy 2012-2016

Vision: Integrated Research and Patient Treatment at High International Level

Main goals:

1. Improved quality of all basic, clinical and translational research
2. Increased research output by 20 % within 2016
3. The research groups are multidisciplinary and cooperate systematically
4. The research is relevant for the clinical activities
5. The research activity is visible



Although the cancer research perspective is comprehensive and includes all tumor types and treatment modalities, the current selected focus areas are: Cancer Biomedicine, Stem Cell Research, Cancer Immunotherapy, High Precision Radiotherapy, Personalized Cancer Therapy, Breast Cancer and Colorectal Cancer.

Centres of Excellence

The institution has institutional cooperation with the MD Anderson Cancer Center, USA. The following centers of excellence are appointed: Centre for Cancer Biomedicine (Norwegian Research Council), K.G. Jebsen Centre for Breast Cancer Research, K.G. Jebsen Centre for Cancer Immunotherapy, K.G. Jebsen Centre for Colorectal Cancer, Centre of Research Driven Innovation (Norwegian Research Council): Stem Cell Based Tumor Therapy.

Research production

Approx. 530 peer-reviewed publications and 45 phd theses yearly.

Core facilities

The division comprises core facilities for bioinformatics, confocal microscopy, electron microscopy, flow cytometry, proteomics, microarray and sequencing, genotyping, comparative medicine, and animal MRI.

A clinical phase I trial unit is part of the Dept. of Clinical Research, and there is a large Dept. of Cellular Therapy which includes GMP facilities serving national and international clinical trials.

Education

Education of medical students, phd students, oncologists, cancer nursing and radiotherapy personell has high priority.



Oslo Universitetssykehus (OUS)

Oslo University Hospital (OUH)
Postboks 4950 Nydalen
0424 OSLO
Norway

CEO:

Bjørn Erikstein, Oslo University Hospital

Head of Division:

Professor **Sigbjørn Smeland**.

Division of Cancer Medicine,

Surgery and Transplantation

Scientific director:

Professor **Stein Kvaløy**,

Division of Cancer Medicine,

Surgery and Transplantation

OECI contact person:

Head of Institute,

Professor **Gunnar Sæter**,

Institute of Cancer Research

+4722781402

mobile: +4797031845

Gunnar.Sater@rr-research.no

Wielkopolskie Centrum Onkologii

Greater Poland Cancer Centre

www.wco.pl



BenchCan

Pilot Site

Director's foreword

Our Institution uses the most advanced therapeutic methods in the fight against neoplastic diseases with the hope of restoring patients to health while fully respecting their dignity.

Referring Number
ID 48A
Associate Member

The Centre and its history

The Greater Poland Cancer Centre was established in 1953 and is one of the largest oncology centres in Poland and in Europe. The centre provides medical service in the field of oncological surgery, head and neck cancer surgery, radiotherapy, chemotherapy, gynaecological oncology, anaesthesiology, brachytherapy, and diagnostics. Over 20,000 patients are admitted to the hospital each year, and more than 6,000 surgical procedures and 6,500 radiotherapy treatments are performed annually.

Main research activities

The centre's primary research activity involves clinical studies, such as the high profile clinical trials Hypoprost and Cyberprost for prostate cancer and the HIOB trial for intraoperative breast radiotherapy. Other lines of investigation include the following: the origin of ovarian cancer; HPV infection in head and neck cancer; contributions to the cancer genome atlas; the physics-related and biological processes that biological material undergo during radiotherapy; the effect of cytostatic agents and ionizing radiation on cancer cells; and molecular imaging in radiation therapy planning.

Core facilities

Following the European model, interdisciplinary teams provide a comprehensive care according to cancer localisation in the body. These multidisciplinary teams work closely together to treat patients with cancers in a given location, such as cancers of the breast, the upper digestive tract, or the head and neck area. These teams are led by physicians from various specialisations (e.g., surgery, radiation oncology, medical oncology) in addition to psychologists, physical therapists, nurses, and other supporting personnel (e.g., social workers or dieticians).

Education

WCO has established a Teaching and Conference Centre, which aims to serve the needs health care personnel, medical students, and patients. Numerous classes are organised in the centre's seminar and auditorium rooms for students of the Poznan University of Medical Sciences as well as other universities. Additionally, a variety of training courses, scientific conferences, and symposia are organised each year for both Polish and foreign physicians and other health care professionals.



Wielkopolskie Centrum Onkologii

15 Garbary Street
61 - 688 Poznań
Poland

General Director of the Greater Poland Cancer Centre:
Professor **Julian Malicki**

OECD contact persons:
Kamila Przybylska
+48 61 8850 535 kamila.przybylska@wco.pl
Dr Witold Cholewinski
+48 61 8850 789
witold.cholewinski@wco.pl

Organisation
of European
Cancer Institutes




OECI 2015

Oncology Days

P O R T O 2 0 1 5
**GENERAL ASSEMBLY,
SCIENTIFIC CONFERENCES
AND RELATED EVENTS**

*Instituto Português de Oncologia
do Porto (IPO-Porto)*
June 22nd - 24th



Instituto Português de Oncologia do Porto FG, E.P.E. (IPO-Porto)

Portuguese Oncology Institute
of Porto FG, E.P.E.

www.ipoporto.pt

Referring Number
ID 14
Full Member



IPOPORTO

Director's foreword

IPO-Porto is the largest cancer care institution in Portugal and it is a reference for 3.7 million habitants. Its strategic plan develops through three fundamental axis: centeredness of care in the patient, high standards of quality and safety, and integration of innovation in care.

Since 35 years ago, multidisciplinarity and multiprofessionality have been assumed as primary pattern of the organization, and that's why today we are externally evaluated as an organization that fulfills the most demanding criteria of oncologic disease management.

Research and development in oncology is crucial, leading us to increase the internal facilities and activity. We also look for partnerships with whom to share resources and projects under the model of consortium platforms and collaborative networks. In the clinical trials area, we introduced professionalization and today we can answer with quality to all demands of pharma industry, and perform National and European cooperation.

As a result we keep honoring our commitment, to deliver high quality and timely cancer care.





Comprehensive Cancer Center
Date of release: 14 April 2011
Expiration date: 14 April 2016



Description of the Centre and history

IPO-Porto opened in April 1974. Today, is the top line reference unit in oncology care in the North of Portugal, to where all the most complex cases are transferred to.

MISSION

The mission is to render high quality, humanist and efficient oncology health care to the population. It is also part of the mission to develop research, training and teaching activities within oncology.

GENERAL ORGANIZATIONAL PRINCIPLES

The oncologic patient is the centre around which all care activity is build. As a result, multidisciplinary units are created for each pathology, named Pathology Clinics, as the basis of the whole care structure.

CLINICAL

Largest Bone Marrow Transplants unit in Southwest Europe; Largest Radio-oncology/Radiosurgery unit in Southwest Europe; OECE certification as a comprehensive cancer center since 2009; founders of the largest R&D network for cancer in Portugal in 2013;

60% patients survive after 5th year;

> 300 patients enrolled in clinical treatments/year;

> 70 active clinical trials/year;

10.000 new patients/year;

3.700.000 target population in North Portugal;

10.000 Surgery/year;

270.000 Medical Appointments/year;

80.000 Radiotherapy session/year;

40.000 Quimiotherapy session/year;

2.000 Total Staff; 250 Medical doctors;

320 Beds.

Excellence in research

1 Expanding clinical trials unit; 1 Awarded Research Center; 3 State-of-the-art Laboratories genetics and pathology

Core Facilities

EXCELLENCE IN TREATMENT

Most advanced medical equipments and tools required for cancer surgical operations and therapies.

EQUIPMENT

8 State-of-the-art linear accelerator for Radio oncology/Radiosurgery; 3 Braquitherapy units; 70 seats Chemotherapy center.

PATIENT-CENTERED CLINICS

11 comprehensive clinics for treating all cancer types.

Education

The main goal of the Department of Education (EPOP) is to promote continuous education in Oncology, providing state of the art transfer of knowledge to all professionals of IPO-Porto, as well as affiliated institutions and students or professionals from partner academic or health institutions.

Instituto Português de Oncologia do Porto FG, E.P.E. (IPO-Porto)

Rua Dr. António Bernardino de Almeida
4200-072 Porto
Portugal

CEO:

José Maria Laranja Pontes, MD

Medical Director:

Rosa Begonha, MD, PhD

Scientific Director:

Manuel Teixeira, MD, PhD

OECE contact person:

José Maria Laranja Pontes

+351 225084062

diripo@ipoporto.min-saude.pt

Instituto Português de Oncologia de Coimbra FG, E.P.E. (IPO-Coimbra)

Portuguese Institute of Oncology of Coimbra FG,

E.P.E.

www.croc.min-saude.pt

Referring Number
ID 22
Full Member



Director's foreword

We are honoured for integrating the group of European centers of excellence in oncology led by OECI. Being part of this publication is a privilege as well as an opportunity to reaffirm the mission of the IPO Coimbra as Clinical Cancer Centre certified by the OECI in 2011, a recognition of more than 50 years' work, in line with the current state of the art, focused on the provision of high standards of clinical care to cancer patients.

Description of the Centre and history

The IPO Coimbra is a modern hospital providing high standard of care, early detection and prevention, training and research. It started 52 years ago, with 200 beds capacity, and it is at the highest level of the national net for cancer care and the reference centre for a region with around 2,5 million inhabitants. To fulfil its mission, the IPO of Coimbra has 910 members' staff, 150 doctors, 237 nurses, and other highly qualified health professionals, including PhD's as well as basic and clinical research personal and cancer registry experts.

The highest value of the IPO brand is the multidisciplinary approach on the diagnosis and cancer treatment, reassuring that no oncological patient is submitted to any treatment without the previous assessment by a multi-professional group.

Main research activities

The main of research, is to improve the management and outcomes of patients with cancer, treated in a multidisciplinary based approach in accordance with the European consensus guidelines.

Clinical

- Implementation, since 2011, of an electronic software to measure patient response/toxicities to radiation therapy, currently used for the registration of the response to RT of head and neck tumor patients.





Clinical Cancer Center

Date of release: 24 January 2011

Expiration date: 24 January 2016



- Phase II and III clinical trials sponsored by pharmaceutical companies.

Epidemiological surveillance/ Screening

- IPO Coimbra was pioneer in the region of cancer screening programs. In 2014 a task force on the screening and cost utility of Gastric Precancerous Conditions has been set-up.

Clinical screening projects

- Premedication with simethicone and N-acetylcysteine in improving mucosal visibility during upper endoscopy – a prospective double-blinded RCT.
- Cost-effectiveness of upper digestive endoscopy for the diagnosis of early gastric cancer.

Translational Research

Projects

- Clinical validation of biomarkers in liquid biopsies.
- Non-invasive monitoring of Gastric Cancer through the analysis of Circulating Exosomes Applicable in phase I trials to monitor new gastric cancer therapies.
- Role of SOX2 and CDX2 in the prognosis of gastric cancer: An assay to select gastric cancer patients with NO staging that benefit from undergoing adjuvant therapy.
- Inactivation of endocytosis receptors as predictive determinants of resistance to liposomal chemotherapy in ovarian cancer.
- Ex vivo assessment of therapeutic response based on assays using chorioallantoic membrane of the chicken egg. An ex vivo assay to deliver information about the drugs to which the individual tumour is most sensitive. Applicable in phase I trials of new compounds.
- Genome sequencing in a familial form of follicular-cell derived thyroid cancer: a genetic test to predict family member with susceptibility for follicular thyroid carcinoma.
- Clinical validation of an urine-based molecular assay for bladder cancer surveillance: a non-invasive (urine based) assay to complement the current cystoscopy-based monitoring of recurrence of bladder carcinoma.

Core Facilities

At the IPO Coimbra there are several structures with the right facilities to develop research and education.

There is also a Research Unit which purpose is to integrate all the scientific and research internal production.

Education

Continuous education is considered a pillar at the IPO Coimbra and aims to improve all the healthcare professionals with emphasis in doctors in training and the community. The main educational activity comprised topics of public health, general and cancer-related education.

Instituto Português de Oncologia de Coimbra FG, E.P.E.

Av. Bissaya Barreto, 98
3000-075 Coimbra
Portugal

General Director:

Dr. **Manuel António Leitão Silva**

Executive Manager:

Dr. **Carlos Manuel Gregório Santos**

Clinical Director:

Dr. **Paula Cristina Silva Dias Sanches Pinto Alves**

Nurse Director:

Maria Soledade Correia Neves

OECI contact persons:

Dr. **Rui Sousa Silva**

+351 239 400 200

rui_silva@ipocoimbra.min-saude.pt

Instituto Português de Oncologia de Lisboa FG, E.P.E. (IPO-Lisboa)

Portugues Institute of Oncology of
Lisbon FG, E.P.E.

www.ipolisboa.min-saude.pt

Referring Number
ID 8
Full Member



Director's foreword

With their incomparable dedication, the Institute's various generations of professionals are guided by a mission of caring patients with humanism which even today awards Instituto Português de Oncologia de Lisboa Francisco Gentil (IPOLFG), a relevant NHS institution, with the highest level of satisfaction among its patients.

Our legacy obliges us to search solutions for the multiple challenges ahead, which will allow launching the Institute for the future, with regard to those for which the Institute exists - patients and their families.

Presently, IPOLFG is recognized as the largest referral center for the diagnosis and treatment of sporadic and familial cancer disease in Southern Portugal, covering a population of about 4 million.

Description of the Centre and history

The 'Portuguese Institute for the Study of Cancer' was created in 1923 as an institution devoted to the research, education and treatment of cancer.

IPOLFG receives about 6,000 new patients every year managed by teams of experts from several disciplines, coming together to provide state-of-the-art care. Comprehensive treatment plans including surgery, radiation therapy, chemotherapy, or a combination of therapies, are used to provide the highest level of care and to optimize functional outcome.





Clinical Cancer Center

Date of release: 2 November 2011

Expiration date: 2 November 2016



Main research activities

IPOLFG integrates a Clinical Research Unit (UIC), a Basic Research Unit (Unidade de Investigação em Patobiologia Molecular – UIPM) and an Epidemiologic Research Unit.

Surgical and biopsy specimens are stored in the archives of the Pathology Department which Tumour Bank was recently integrated in the National Tumour Bank, providing researchers with an extensive panel of tissues and their respective clinical data.

Translational biomedical research of IPOLFG is focused on familial cancer, cancer genetics and epigenetics, microenvironment, new therapeutic targets, and immunomodulation.

The UIPM integrates three research groups: Digestive Pathology group, Molecular Endocrinology group and “From Tumor Biology to Cancer Therapies group” working with clinicians from the Familial Cancer Risk Clinic, and the Endocrinology, Gastroenterology, Hematology, Surgery and Pathology Departments.

The large experience of our research teams is supported by modern research infrastructures and innovative equipment as well as a multidisciplinary clinical trial staff coordinated by UIC.

Recently acquired equipment includes a MiSeq Next Generation Sequencer, a Fluorescence Microscope for digital imaging (ECLIPSE 90i), and a Fluorescence-Activated Cell Sorter.

In 2013, IPOLFG has developed 120 research projects, published 66 papers and took part in 66 clinical trials.

Core Facilities

IPOLFG offers a wide range of health services to meet patient needs which are recognized by their quality and innovation:

Inpatient services;

Wide range of medical specialties in outpatient care;

Patient Day Care Unit;

Transplantation of bone marrow and haemopoietic progenitors;

Physical Medicine and rehabilitation;

Home Care;

Imaging Diagnostic Technology;

Radiotherapy (external beam and brachytherapy);

Nuclear Medicine - Positron Emission Tomography;

Familial Risk and Prevention Clinic;

Molecular Pathobiology;

Clinical Pathology laboratories;

Cytopathology laboratories.

Education

IPOLFG is an institution licensed by the Health Ministry for the training of medical doctors who want to become Oncology specialists.

The Institute is also recognized for the education and training of nurses and has for long time innovated in this area, starting in 1944 when a school was built in Institute's campus.

Instituto Português de Oncologia de Lisboa FG, E.P.E.

Rua Prof. Lima Basto
1099-023 Lisboa
Portugal

Chairman of the Board of Directors:

Francisco Ramos

Clinical Director:

João Oliveira

Chief Nurse Officer:

Teresa Carneiro

Financial Director:

Sandra Gaspar

OECI contact person:

Rita Castanheira

Director of Quality and Risk Management

+351 21 724 9038

acastanheira@ipolisboa.min-saude.pt

The “Prof. Dr. Ion Chiricuta” Institute of Oncology (IOCN)

www.iocn.ro

Referring Number

ID 58

Full Member

Director's foreword

The Oncology Institute from Cluj-Napoca was in 1929 one of the first centers of oncology in Europe, and since then we have come a long way. After 85 years of existence we live with the legacy from our ancestors, with the effort and devotion of people of nowadays, and we are very optimistic for the future.

Every day, we fight with a complex and costly disease, and we try to do everything we can to be the best persons we can be for our patients. We are convinced that the people are the essence of the Institute. The Oncology Institute is the TEAM made of physicians, nurses, researchers, physicists, technical and administrative staff. It is essential for the TEAM to establish a bond with patients, based on trust and respect, in order to avert, to find out and solve the situations that could occur. In their fight with the disease, our patients benefit from the progress of science, but sometimes they have to fight with incertitude, and their destiny is overlapped with the destiny of the TEAM. Our motto has resulted from this daily experience: “Together we bring back hope”.

There are a lot of issues regarding early prevention, precise diagnosis and personalized treatment in cancer. Together we can do more for people now facing this terrible disease, as our primary goal should be to give them hope and life. The strategic approach of European oncology, in terms of clinical care and research for the benefit of the patient, is a great challenge and, therefore, a comprehensive collaboration between all OECD members becomes indispensable.

Description of the Centre and history

The “Prof. Dr. Ion Chiricuta” Institute of Oncology (IOCN) was established in 1929 by Prof. Dr. Iuliu Moldovan, under the name of “The Institute for Research and Prevention of Cancer”. It is one of the first cancer centers founded in Europe.





Starting with 1965, the Institute went through a period of modernization, initiated by Professor Ion Chiricuța. This is the reason why ever since August 10th 1990, it bears the name of "Ion Chiricuța" Oncology Institute.

During its 85 years of existence, the Oncology Institute has fulfilled a major role in the oncologic care of patients from the entire country, as well as in the conscience formation and cancer education of many generations of physicians of the most diverse specialities.

The Institute of Oncology is a comprehensive cancer centre of national public interest, with legal personality, subordinated to the Romanian Ministry of Public Health. At the same time, the Institute provides preventive, curative and palliative medical services in the oncology field and carries out education and research activities. In 2007, IOCN was the first oncology centre in Romania to become a full member of the Organization of European Cancer Institutes.

Mission


Our mission is to contribute to the decrease of cancer effects in Romania. In this respect, we implement projects that deal with patient care, prevention and research, the continuous education of all professionals involved, as well as of the public.

Vision

Our vision for the future is to become the top cancer centre both at national and regional level. This is entirely possible, considering the quality of our organization, the excellence in patient care, the research quality, as well as the education provided.

Our values

- Respect for patients
- Continuous improvement of patient care quality
- Professionalism
- Confidentiality
- Team work
- Education, research, creativity, innovation.



The "Prof. Dr. Ion Chiricuța" Institute of Oncology (IOCN)

Str. Republicii nr. 34-36
Cluj-Napoca
400015 jud. Cluj
Romania

General Manager:

Patriciu Achimas-Cadariu

MD, PhD, Assoc. Prof.

Medical Director:

Anca Bojan MD, PhD,
Assoc. Prof.

Nursing Director:

Lenuta Lucaci

Finance Director:

Anca Burca

OECI contact person:

Ioana Berindan Neagoe

Ass. Prof. of Immunology
Director of Research Center
of Functional Genomics,
Biomedicine and Translational
Medicine
Coordinator of Research,
Development & Innovation
Department
Iuliu Hatieganu University of
Medicine and Pharmacy

SC RTC Radiology Therapeutic Center – Amethyst Radiotherapy

<http://amethyst-radiotherapy.ro>

Director's foreword

The Amethyst concept was developed to create a network of centers offering cutting-edge treatments for cancer patients in Europe (Romania, Poland, Bulgaria, Germany, France, Italy, Israel). The Amethyst offers the most advanced oncology treatments to cancer patients across Europe, focusing on Radiotherapy and bringing the latest and best performing technologies of radiation centered on VMAT (Volumetric modulated Arc-Therapy).

Amethyst aims to be a powerful and meaningful source of healthcare development for the countries in which it operates, having the main purpose to ensure reliable, modern and operational medical services.

Referring Number
ID 84
Full Member

Description of the Centre and history

The first Amethyst Radiotherapy Center started its activity in September 2012 near Bucharest, after which Amethyst began to extend the availability of modern oncology medicine to as many communities and needing patients as possible. All Amethyst radiotherapy centers are equipped with the latest radiation technology: IMRT- VMAT. Coupled with the most performing treatment planning system (SmartArc Software and Pinnacle 3 from Philips), the linear accelerators allow the provision of a safer and more effective radiation therapy than IMRT conventional radiotherapy. The medical teams are supervised by two leading experts in Radiation Oncology: Prof. Dr. Ion - Christian Chiricuta as Medical Director, and Associate Prof. Dr. Razvan Galalae as Chief Medical Officer.





Amethyst benefits of a network of partnerships in Europe and Israel that includes centers of excellence such as the OECI and the Davidoff Cancer Center in Tel Aviv, Wurzburg University in Germany and the European Institute of Oncology in Milan. These partners ensure the access to the best technology and knowledge in radiotherapy.

Treatment decisions are taken in a committee that brings together Amethyst radiotherapy physicians, the patient's treating physicians, as well as other collaborating physicians according to the complexity of the case.

Education

The Medical team of Amethyst benefits of regular training sessions and continuous education in order to enhance their knowledge regarding modern equipment and new technologies.



SC RTC Radiology Therapeutic Center – Amethyst Radiotherapy

42, Odai Road
Otopeni
Ilfov County
75100
Rumania

Directors:

Prof. **Andras Csaki**

Prof. **Christian Chiricuta**

OECI contact persons:

Dr. **Yair Weil**

Yair.weil@amethyst-
radiotherapy.com

Mr. **Eliaz Omer**

eliaz.omer@amethyst-
radiotherapy.com

Tatarstan Cancer Center “TCC”

Республиканский клинический
онкологический диспансер

www.oncort.ru



Referring Number
ID 31A
Associate Member

Director's foreword

TCC is the leading medical center of the health services in the Republic of Tatarstan. The Centre has the status of the leading Cancer Center of Volga Federal District with a population of more than 30 millions.

Together with a significant contribution to the development of material and technical ground of health service, there are initiatives directed to mobilize all of society's resources for early detection and timely treatment of cancer.

Description of the Centre and history

The Centre is keeping leading position on the territory of the Former Soviet Union. TCC has its branches in Kazan, Almetyevsk and Naberezhnye Chelny with 1072 beds. Each year more than 25000 patients receive inpatient treatments and more than 15000 wide range surgeries.

Main research activities

The endoscopic surgery is used in all branches of the clinic. The thoracic departments perform 600 endoscopic operations/year. TCC performs thoracoscopic and esophagectomy on lungs, stomach and esophagus, conducts research of cell-free circulating tumor DNA (ctDNA). The mutations T 790 M of EGFR gene and C - MET amplification are studied in lung cancer. The detection of RAS mutations are studied in colorectal cancers. Research for ethnic mutations of BRCA gene are conducted on the population of the Volga region. Studies on the immune system of patients with colorectal and lung cancers and studies on the role of xenografts on patients with pancreatic and lung cancers, are also performed. A special algorithm of follow up of patients with benign esophageal cancer has been developed and mortality is decreased twice in 10 years.

Core Facilities

A modern Center of Nuclear Technologies was re-opened in 2011 providing distant radiotherapy, brachithery, specialized computer tomography, SPECT-scanning, CT scanning, PET/CT. TCC has four Reference Centers for immune-histochemical and genetic tests, technology of tissue matrix for “molecular portrait”, interpretation of mammographic images.

Education

9 Departments of Kazan State Medical Academy, Kazan State Medical University and Volga Branch of N.N. Blokhin Russian Cancer Research Center, carry out educational activities. The Departments teach specialists for therapeutic, surgical and diagnostic areas both for undergraduate medical students and clinical residency.



Tatarstan Cancer Center

29 Sibirskiy tract
420029 Kazan
Russian Federation

General Director:
MD, PhD, professor
Khasanov R. SH
Medical Director:
MD, PhD **Karpenko L.G.**
Scientific Director:
Dr. **Zhavoronkov V.V.**

OECD contact person:
Dr. **Zhavoronkov Vladimir**
+7-843-5257397
zhavoronkov@inbox.ru

N.N. Blokhin Russian Cancer Research Centre

Федеральное государственное бюджетное
научное учреждение «Российский
научный онкологический центр им.
Н.Н.Блохина»

www.ronc.ru



Referring Number
ID 43A
Associate Member

RUSSIA

97

Director's foreword

N.N.Blokhin Russian Cancer Research Center (NNBRCRC) is a unique institution for diagnostics and treatment of cancer patients with clinical capacity of 1050 beds. The Center's mission is to provide high quality medical care to cancer patients on the basis of advanced technologies and up-to-date achievements in oncology.

The story of NNBRCRC goes back to 1951 when it was founded by its first Director Nikolay N. Blokhin – an outstanding surgeon-oncologist. Since 2001 Director Mikhail I. Davydov has headed the Center which comprises four Research Institutes (RI) – RI Clinical Oncology (for adults), RI Pediatric Oncology and Hematology, RI Carcinogenesis, and RI Experimental Diagnostics and Therapy of Tumors.

Every year over 118,000 patients from the whole country of Russia and CIS (former USSR) refer to the Center's outpatient unit and more than 15,000 patients receive treatment in the hospital. Over 15,000 sophisticated surgeries of all cancer types are performed in its modern operation theaters. NNBRCRC is a unique medical institution with great scientific potential and up-to-date technical facilities.

Major activities include: medical service to cancer patients; development of new methods for cancer diagnostics, therapy and prevention; translational and clinical studies; research in carcinogenesis, tumor progression, and epidemiology; advanced medical training for interns, post-graduates, post-doc fellows.

NNBRCRC has extensive collaboration with national and foreign medical centers, and international organizations (such as UICC, OECI, IACR, ESMO, ESTRO, EORTC).



N.N. Blokhin Russian Cancer Research Centre

24, Kashirskoye sh.
115478 Moscow
Russian Federation

Director:

Mikhail I. Davydov, MD, PhD,
Professor, Academician of
Russian Academy of Science
Chief Oncologist of Health
Ministry of Russian Federation

OECI contact persons:

Lev Demidov, MD, PhD,
Professor, Director, Office
of International Affairs
+7-499-324-15-04;
demidov.lev@gmail.com

Irina Shubina, PhD
Asst. to Director, Office
of International Affairs
+7-910-434-68-8
irinashubina@mail.ru

P.A. Herzen Moscow Cancer Research Institute

Федеральное государственное бюджетное учреждение «Московский научно-исследовательский центр имени П.А. Герцена» Министерства здравоохранения Российской Федерации

www.mnioi.ru



Referring Number
ID 73A
Associate Member

Director's foreword

Dear colleagues!

P.A. Herzen Moscow Cancer Research Institute was founded over a hundred years ago in 1898, thus becoming the oldest academic oncological institution in Europe and first oncological center in Russia, where the foundations of Russian oncological science and practices were laid.

Institute scientific work is devoted to early diagnostics and treatment of malignant tumors, newly developed and clinically adopted technologies are implemented regularly.

It is a great pleasure for us to be the part of OECI along with respected European institutions. We are always open for fruitful partnership, joint scientific programs and research.

Description of the Centre and history

Founded on 8th May 1898 as Institute for treating cancer patients. Since 1950 P.A. Herzen Moscow Cancer Research Institute.

Main research activities

The leader in development of organ- and function-preserving methods of treatment of patients with malignant neoplasms, including reconstructive-plastic surgery with microsurgical technology and biotechnology, photodynamic therapy, improvement of radiation therapy effectiveness, development of radionuclide therapy for cancer, metastases and as palliative remedy.

Core Facilities

12 buildings, patient capacity – 410, 8000 hospitalized patients and 49000 outpatients treated annually. Total staff – 1100, 60% - high-tech medical care. 18 clinical and experimental departments; 7 diagnostic departments; Outpatient clinic; Scientific and educational department; Clinic of experimental veterinary.

Education

Clinical residency in anesthesiology/emergency medicine, oncology, pathology, radiology, clinical ultrasound; Fellowship in oncology: over 20 fellows per year.



P.A. Herzen Moscow Cancer Research Institute

3, 2nd Botkinskiy proezd
Moscow, 125284
Russian Federation

Director:
Prof. **Andrey D. Kaprin**, MD,
Corresponding Member of
Russian Academy of Sciences

OECI contact person:
Mr. **Pavel Konovalchuk**,
Head of International Relations
Division,
+7 (495) 909 641 42 09
inter@mniioi.ru



Organisation of European
Cancer Institutes

EUROPEAN ACCREDITATION AND DESIGNATION PROGRAMME FOR CANCER INSTITUTES



Accreditation is a process in which an independent organisation evaluates a health care provider and certifies that the provider meets validated quality standards. An accrediting organisation's survey includes an evaluation of the provider's clinical organisation structure, as well as other aspects of the provider's operations such as administration, personnel and information management.



CERTIFICATE OF ACCREDITATION AND DESIGNATION OECI

hereby certifies that the

The
Cancer Institute

meets the quality standards for cancer care and research
and it is therefore designated as:
COMPREHENSIVE CANCER CENTRE
issued on: 16-July-2011
validity date: 16-July-2015

OECI is a member
of the EurocanPlatform

Download the Accreditation and Designation Manual at:
www.oeci.eu/WGAccreditationMW

**Starting from June 2012,
the OECI Accreditation and Designation system is
also open to non-OECI members.**

Institute of Oncology (IOV) Sremska Kamenica Novi Sad

www.onk.ns.ac.rs



Referring Number
ID 32A
Associate Member

History

The Institute of Oncology of Vojvodina was founded in 1965 with financial backing from the Republic Health Insurance Fund (NHIF) as part of a project of the Serbian government.

In 1966 the Oncology Institute oversaw the foundation of the Vojvodina cancer registry which collects epidemiological data on tumour types and incidence rates for a population area of over 2 million. The institute also presides over the publication of the only specialised oncology journal in Serbia and provides medical, research and educational facilities for oncology in the province. Oncology Institute is located on a hill "Tatarsko hill" in the center of Sremska Kamenica. Sremska Kamenica lies on the right bank of the Danube and is practically part of Novi Sad, which lies on the left bank of the Danube. Novi Sad is the capital of the Autonomous Province of Vojvodina which is located in the north of the Republic of Serbia.

General information

The IOV in Sremska Kamenica is a highly specialized educational and scientific research institution in the field of oncology, which carries out the most complex specialized, preventive, diagnostic, therapeutic and rehabilitative methods and procedures. The Institute monitors and examines the health status of the population, conducting the registration of patients with cancer and performs other tested, introduced and applied new methods of prevention, diagnosis of tumors, their treatment and rehabilitation, organizing expert supervision of the IOV wards and dispensaries in the territory of Vojvodina.

The Institute consists of the following major organizational units:

- Clinic of Internal Oncology
- Clinic for Operative Oncology
- Clinic for Radiotherapy
- Diagnostic Imaging Center
- Center for Nuclear Medicine
- Department of Physical Medicine and Rehabilitation
- Department for pathological-anatomical and laboratory diagnostics
- Department of Epidemiology
- Out-patient Department
- Department of pharmaceutical services
- Department for scientific research and educational activities
- Department for organization, planning evaluation and medical informatics
- Department for legal and economic – financial activities.



**Institute of Oncology
(IOV) Sremska
Kamenica Novi Sad**
Put Dr. Goldman 4,
21204 Sremska Kamenica
Serbia

Chief Executive Officer:
Prof. Dr. **Miloš Lucić**
Executive Assistant to CEO
for organization:
Dubravka Striber-Devaja,
M.Sc.E.E.
Executive Assistant to CEO
for finances:
Ljiljana Stanikić, B.Sc.Ecc.
Executive Assistant to CEO
for scientific research:
Assistant Professor
Dr. **Aljoša Mandić**

OECI contact person:
Prof. Dr. **Dušan M. Jovanović**
+381 (0) 21 480 5408
jovanovic.dusan@onk.ns.ac.rs

Ústav experimentálnej onkológie SAV

Cancer Research Institute SAS

www.exon.sav.sk



Referring Number
ID 36A
Associate Member

Director's foreword

Today's demand asks for strengthening of collaboration between basic and clinical research for improvement of diagnostics, treatment as well as prevention of cancer. The project collaboration within joint working groups with St. Elizabeth Cancer Institute and National Cancer Institute is essential to achieve our goals.

Description of the Centre and history

Intimate coexistence of basic and clinical research was present in the Institute from the beginning of its existence in 1946 due to its title Institute for research and cancer treatment. In the time of velvet revolution the Institute was split into basic and clinical institutions.

Main research activities

Research at the Cancer Research Institute is pointed to the latest topics which have an impact on understanding the mechanism(s) of cancer development, prevention, diagnostics and treatment. The Institute is the leading organization in the field of molecular-genetic diagnostics of cancer predisposition - colon cancer, breast, ovarian cancer, and thyroid cancer, immunophenotyping of haematological malignancies, molecular mechanisms of DNA repair pathways, characterization and exploitation of mesenchymal stem cells, and chemical carcinogenesis and mutagenesis research in Slovakia.

Core Facilities

Within the biomedical institutes of the Slovak Academy of Sciences the Institute focuses on cellular analysis and provides adequate instrumentation for use by other organizations such as Altra, Canto II, Aria III and ImageStream cytometers, IncuCyte ZOOM, NanoSight 500, Metafer, Elispot etc.

Education

The Institute is actively participating in the education and training of the undergraduate students (Master theses) and graduated students (Rigorous thesis) and the scientists give lectures at the Universities. The Institute is accredited for teaching PhD students in two scientific programs, experimental oncology and genetics.



Ústav experimentálnej onkológie SAV

Vlárska 7,
833 91 Bratislava
Slovakia

Director of Cancer Research
Institute SAS:
Ján Sedláč, DSc.

OECD contact person:
Alena Gábelová, PhD.
scientific secretary of Cancer
Research Institute SAS
+421 2 5932 7512
alena.gabelova@savba.sk

Onkološki inštitut Ljubljana

Institute of Oncology Ljubljana
www.onko-i.si

Referring Number
ID 54
Full Member

Director's foreword

High quality health and medical care as well as intensive endeavors in the field of research and education are the distinctions of the Institute of Oncology Ljubljana that have ranked this institution among the most appreciated cancer centers in Central European countries. The major vision of the Institute of Oncology Ljubljana is to remain the leading cancer center in Slovenia and to retain a distinguished position among the cancer centers in Europe also in the future.

Description of the Centre and history

Institute of Oncology Ljubljana is a public health institution providing health services on the secondary and tertiary levels as well as performing educational and research activities in oncology in Slovenia. It was founded in 1938 and at that time was one of the first comprehensive cancer centers in Europe. As a principal national institution, the Institute supervises programs on the comprehensive management of cancer diseases in terms of prevention, early detection, diagnostics, treatment and rehabilitation, research and education. Also the epidemiology unit, together with the Cancer Registry of Slovenia and the screening registries, provides a comprehensive organization of cancer epidemiology in Slovenia.





ONKOLOŠKI
INŠTITUT
LJUBLJANA

INSTITUTE
OF ONCOLOGY
LJUBLJANA

SLOVENIA

103

Main research activities

In its capacity of a comprehensive cancer center, the Institute of Oncology Ljubljana is also undertaking research.

The research sector has two divisions: preclinical research, carried out mainly by the Department of Experimental Oncology, and clinical research (treatment and nursing of patients), carried out at the diagnostic and clinical departments as well as other units of medical care sector. Such a division of research allows a rapid transfer of knowledge from preclinical studies into clinical practice via the so-called translational research studies.

Core Facilities

The Core Facilities at the Institute of Oncology are distributed among nine divisions:

- Division of Diagnostic
- Division of Surgical Oncology
- Division of Radiation Oncology
- Division of Medical Oncology
- Medical Care Services
- Nursing of and Care for Patients
- Epidemiology and Cancer Register
- Research
- Administrative Services

Education

Education involves in-house training of the employees as well as education of all medical professions at all levels, students and lay community in oncology. Education is conducted through the organization of regular seminars, training courses, workshops, medical experts' meetings, and publishing.



Onkološki inštitut Ljubljana

OI Ljubljana
Zaloška cesta 2, SI
1000 Ljubljana
Slovenia

General Director:

Janez Remškar MD

Medical Director:

Associated Professor

Janez Žgajnar, MD, PhD

Scientific Director (Research
and Education): Research Full
Professor **Srdjan Novakovi,**
DSc (Biol.)

OECI contact person:

General Director:

Janez Remškar MD

+386 1 5879 110

jremskar@onko-i.si

Fundación Instituto Valenciano de Oncología IVO Foundation

www.ivo.es



ivo

FUNDACIÓN
INSTITUTO VALENCIANO DE ONCOLOGÍA

Referring Number
ID 20
Full Member



Director's foreword

The IVO is a private non-profit organization; its resources are dedicated entirely towards treatment, prevention, research and education, with the aim of curing a disease regarded as one of the greatest medical challenges for mankind today.

The technology at the IVO is equal to that found at the world's best cancer hospitals.

The IVO is a reference centre for the treatment of cancer and offers a full range of patient care. This model of dealing with cancer speeds up the diagnosis, allows personalized therapy, and means that the patient and their progress can be monitored by a multidisciplinary team of specialists.

The IVO medical personnel are an excellent team of professionals whose aim is to cure disease, while maintaining a sense of ethics and humanity in their treatment of the patient.

The nursing team at the IVO possesses the high levels of knowledge and skill required for the complete care of every patient, remaining close at hand 24 hours a day.

Description of the Centre and history

With 40 years dedicated to Oncology, the IVO is firmly established among the best reference centres.

This Institution possesses a broad portfolio of specialized services for medical, surgical and related health science disciplines, forming a true multidisciplinary unit, who make possible to provide a continued care.

Our specialists are pioneers in prevention and early diagnosis of disease, as well as in the use of novel surgical techniques that contribute towards a better recovery for the patient, thereby improving their quality of life.

Clinical research is highly important to the cancer centre, and is carried out through participation in national and international clinical trials, collaborating with hospitals throughout the world.

In addition the IVO is an accredited centre for the training of specialists who contribute to the educational growth of the centre.

Main research activities

Clinical trials

Current trials at IVO are 155, 142 correspond to medical oncology (51 breast, 14 prostate, 27 gynecological, 6 melanoma, 12 renal, and the rest are sarcoma lung, urothelial, head and neck). The most relevant are: Phase I / II study of dasatinib, paclitaxel and trastuzumab at first line metastatic breast cancer, Phase III advanced breast emtastina Trastuzumab, Phase III immunotherapy





Comprehensive Cancer Center

Date of release: 14 April 2011

Expiration date: 14 April 2016

with autologous dendritic cells in renal carcinoma, Phase II encapsulated liposomal Doxorubicin and carboplatin in recurrent gynecological or peritoneal cancer, Phase I of PM01183 with doxorubicin in solid tumors.

Academic research

Our institution is participating in different cooperative research initiatives both at National and International level highlighting: the Spanish Network of Biobanks funded by the Instituto de Salud Carlos III; the EurocanPlatform Network (FP7/2007-2013; GA No. 260791), the SAPHELY project (H2020-ICT-644242) and the GenoMel Consortium all funded by the European Commission. Additionally, our institution participates in the International Early Lung Cancer Action Programme (IELCAP) being one of the top five centers with more recruiter capacity.

Active research lines are mainly focused on prostate cancer, melanoma, biobanking, gynecological, colorectal and breast cancer.

Core Facilities

140 Hospital Beds

9 Operating Rooms

85 Outpatient and Examination Rooms

Home Hospitalization Unit

7 Emergency rooms

37 Day Hospital Posts

Radiotherapy

5 Linear Accelerators

2 High Dose Rate Brachytherapy machines

Nuclear Medicine

1 PET

1 Sentinel node micro-camera

1 Gammacamera

Radiology

2 MRI

6 CT

4 Mammography machines

1 Digital remote control for interventional radiology

4 Ultrasound scanner

Education

Since 1986 the IVO has been accredited by the Ministry of Health, Social Policy and Equality, for Spanish postgraduate medical training in the following specialties:

- Medical Oncology
- Radiation Oncology
- Dermatology
- Hospital Radiophysics

So far 110 doctors have been trained at the IVO.

Fundación Instituto Valenciano de Oncología IVO Foundation

C/ Profesor Beltrán
Báguena, 8
46009 Valencia
Spain

General Director and
Medical Director:

Asunción Perales Marín
Scientific Director
José A. López Guerrero

OECI contact person:

Antonio Llombart Bosch
+34 96 111 4099
antonio.llombart@uv.es

Institut Català d'Oncologia

Catalan Institute of Oncology

<http://ico.gencat.cat>

Referring Number
ID 21
Full Member

Director's foreword

The ICO's mission is to reduce the impact of cancer in Catalonia. We are working on a model of excellence, based on patient-focused. We look for a model that takes into account proximity to the home for the cases of low complexity, and coordination to ensure accessibility to a referral hospital for the pathologies that require a higher technological level, taking into account all the biological, psychological and social needs.

It is a comprehensive model where oncohaematological patients are assessed from the broadest medical and psychosocial point of view. Interdisciplinary teams, integrated into functional units specialized by tumours, guarantee coordinated, rapid and efficient care.

It's also defined by equality. Our network model, which involves several hospitals working together, following the same guidelines (ICOPraxis) and operating in a structured and coordinated fashion, provides the framework for a model based on fairness, in which all patients have equal access to treatment and in the most suitable location.

Our activity is based on three pillars: well-defined care objectives, a work method that focuses on scientific evidence and a continuous evaluation system.





Description and history

The Catalan Institute of Oncology (ICO) is a public centre working exclusively in the field of cancer. Its approach to the disease is comprehensive, combining, all in one organisation, prevention, care, specialised training and research. The ICO is a public company created in 1995 by the Ministry of Health of the Government of Catalonia. It went into service a year later, operating from the Hospital Duran i Reynals in L'Hospitalet de Llobregat. Seven years later, in 2002, ICO Girona opened its doors, located in Hospital Universitari Doctor Josep Trueta, followed by ICO Badalona a year later, at the Hospital Universitari Germans Trias i Pujol. Currently, ICO is an oncology referral centre for more than 40% of the adult population of Catalonia.

Main research activities

The ICO is a comprehensive cancer centre, and as such it fights the disease through all its areas of action, among which is research. Research features as part of the primordial objective of the ICO, as stated in its founding Articles of Association. One of the objectives of research is to bring its results into contact with healthcare in order to improve the quality of life and aid in the survival of patients.

- Epidemiology research to identify risk factors for cancer
- Development of vaccines for the prevention of cancer
- Research in early detection of cancer
- Clinic and translational research
- Development of strategies for personalized treatments
- Palliative care models

Core Facilities

164 beds
91 day hospital points
11 accelerators

Education

The ICO is a centre of reference in cancer treatment, with experts of both national and international renown. This, together with the importance it gives to training, makes it a pioneer and a centre of prestige in the oncohaematological field.

The Teaching and Training Unit offers:

- *Interdisciplinary education: training in pre- and postgraduate studies of medicine, nursery, pharmacy and psycho-oncology*
- *Training placements at the different units in the centres of the ICO*
- *Internships for schools and certified education centres*
- *E-oncology: on-line oncology training*
- *Consulting in Palliative care*

Institut Català d'Oncologia

Avinguda Granvia de l'Hospitalet
199-203 08908 L'Hospitalet de Llobregat
Barcelona
Spain

President:

Josep Maria Vilà

General Director:

Candela Calle

Research and knowledge office manager:

Josep Ramon Germà i Lluch

OEI contact person:

Candela Calle

+34 932607810

ccalle@iconcologia.net

Instituto Madrileño de Oncología (Grupo IMO)

www.grupoimo.com

Referring Number
ID 51
Full Member

Director's foreword

The IMO Group performs since 1991 a major activity in oncology care and currently encompasses from prevention, genetic counseling, clinical diagnosis to specialized treatment and monitoring of cancer patients. We apply the most modern and precise treatments in Medical Oncology, Radiation Therapy and Radiosurgery and have the most complete technological platform in Spain with high-tech equipment as Image Guided Radiotherapy, CyberKnife VSI and Tomotherapy HI Art.

We aim at providing integral healthcare assistance to cancer patients, based on the search for technical and human excellence, benefiting from the Group's resources, facilitating the patients' access to treatment and offering the possibilities of the latest and most efficient technologies against cancer.

Grupo IMO aims at becoming the leading private group in cancer treatment supported by the latest technologies and a firm commitment towards social responsibility, by continuously developing our scientific and teaching activities fostering the personal and professional development of the Group's members.

Description of the Centre and history

The IMO Group - Madrid Institute of Oncology is the largest integrated specialized health Oncology network in Spain. It offers over 24 years of clinical experience in the treatment of cancer. With a multidisciplinary approach offering comprehensive assistance in Radiation Oncology, Radiosurgery, Medical Oncology and Genetic Counseling in order to provide the best care for cancer patients.

Grupo IMO has been pioneer in the implementation of cutting-edge treatments in radiation therapy for cancer patients in Spain in the last 20 years. We run strict quality controls and deliver excellent care in every proceeding.

Grupo IMO's values are the leading principles guiding our actions and corporate culture: leadership, technical and human quality, patient-oriented services, accessibility, efficiency, quality, innovation, social responsibility, participation, engagement, personal development and on-going improvement. Grupo IMO's guidelines:

- Pioneers in the implementation of new treatment technologies in Spain





- Focus on the patients' needs
- Assistance to more than 5,000 patients every year
- Scientific and research activities
- Teaching activities.

Main research activities

The IMO Group has an important research work through the IMO Group Foundation, which promotes studies and clinical research projects in the field of oncology related both to systemic cancer treatments as advanced technological applications in Radiation Oncology, Radiophysics, Psycho-Oncology, Oncology Nursing, all with the aim of providing the best cancer treatments to patients through its network focusing in the next years to outcomes and quality of life.

Core Facilities

The clinical research activity takes place in the network of Grupo IMO located in four regions: Madrid, Andalucía (Sevilla), Castilla La Mancha (Toledo, Talavera de la Reina - Toledo, Guadalajara and Alcazar de San Juan - Ciudad Real), Murcia and Alicante, and out of Spain in the Moroccan city of Tangier. This activity is conducted through collaboration agreements with leading Spanish Universities and specialized companies.

Scientific activities:

- Cooperation agreements with universities
- Agreements with Cancer Institutions in several countries
- Participation in international research groups
- European R&D programs.

Education

The IMO Group has an important educational activity through the IMO Group Foundation. The training provided includes an International Master of Advanced Technological Applications in Radiation Oncology followed by training courses, specific conferences, symposiums as well as rotations and training for students in its entire network.

The Faculty of Medicine of the University of Murcia, the IMO Group Foundation and the Foundation for Health Research and Training in the Region of Murcia have developed the International Master in Advanced Technological Applications in Radiotherapy. The program intends to offer a post-graduate degree of high quality, responding to two challenges of particular relevance:

- Encourage students to specialize in academic and professional education by upgrading their knowledge and practical skills for clinical and therapeutic activities associated with the latest advances in Radiation Oncology, with a comprehensive vision of its development.
- Prepare students for the challenges ahead in clinical practice and research in the field of Modern Radiation Oncology, encouraging the development of their knowledge, dexterity and personal skills; improving their desirability as professionals and employees; as well as developing knowledge and experience of multi-disciplinary and multi-cultural teamwork.

Instituto Madrileño de Oncología (Grupo IMO)

Plaza de la República
Argentina, 7
28002 Madrid
Spain

Medical Director:

Dr. **Ignacio Azinovic**

General Director:

D. **Pablo Jiménez – Herrera**
/ Dña. **Marian Isach Gabaldón**

Scientific Director:

D. **Felipe A. Calvo**

President:

Dr. **José Samblás García**

OECI contact person:

Dr. **Ignacio Azinovic**

Medical Director

Grupo IMO

+34 91 5152000

iazinovic@grupoimo.com

Director's foreword

By being a part of the dynamic and integrative collaboration organization OECI, Cancer Centre Karolinska (CCK) wishes to contribute to the objectives of OECI, including enhanced communication and joint activities among European cancer institutes to accomplish highly advanced future cancer research and treatment.

Description of the Centre and history

At the Department of Oncology-Pathology (Cancer Centre Karolinska) basic, translational and clinical research and educational activities related to cancer is carried out. Approximately 300 people from over 40 nations are working at the department. We have 37 research groups working mainly within research related to cancer and we have around 120 PhD students. The centre was established in 1998.

Description of the main research activities

The main fields of research at the Department of Oncology-Pathology (Cancer Centre Karolinska) include: Cancer epidemiology, Radiation physics and biology, Forensic medicine, Tumor biology, Tumor immunology and immune therapy against cancer, Translational research on prognostication and therapy prediction using gene express and sequencing strategies. Cancer Center Karolinska (CCK) houses most of the experimental and clinical experimental research of the department. At the clinical department of Oncology some 25 new studies are started on an annual basis; PET/CT/biopsy driven studies for therapy predictive marker studies, conventional phase I to phase 3/4 studies, and national- international collaborations as part of academic studies, co-ordinated by the Clinical Research Unit (KPE).





Core Facilities

The Core Facilities/Common Equipment at the Department of Oncology-Pathology (Cancer Centre Karolinska) includes: Flow cytometers, Histology Labservice, Real Time PCR, Bacteria Lab, Confocal

Microscope, Counter for Radioactive Isotopes, Elispot, Film Developer, Fluorescence Microscope, Gel Documentation System, Light Microscope with a CCD Camera, Microplate Reader, Microplate Luminometer, Picture Processing Equipment, Sonicator, Spectrophotometry, Ultra Centrifuge, Western Blot Equipment.

In addition, the national center Science for Life Laboratory (SciLifeLab) (www.scilifelab.se <<http://www.scilifelab.se>>) develops, uses and provides access to advanced technologies for molecular biosciences. SciLifeLab is a collaboration between four universities: Karolinska Institutet, Royal Institute of Technology, Stockholm University and Uppsala University, and it combines frontline technical expertise with advanced knowledge of translational medicine and molecular bioscience.

Education

The Department of Oncology-Pathology is responsible for undergraduate courses in Pathology, Oncology and Forensic Medicine for medical students, as well as Tumor biology courses for biomedicine students and Pathology courses for opticians.

Karolinska Institutet and University Hospital

171 76 Stockholm
Sweden

Acting clinical head is:

Dr. **Annelie Liljegren** M.D.,
Ph.D.

Chairman Research and
Education (Director)

Karolinska Oncology and Cancer
Centre Karolinska:

Jonas Bergh M.D., Ph.D.,
F.R.C.P. (London, UK)

OECI contact person:

Jonas Bergh
+46 8-517 76 279 (PA).
jonas.bergh@ki.se

Netherlands Cancer Institute

www.nki.nl



Director's foreword

Various site visits and performance reports rank the Netherlands Cancer Institute among the most prominent Comprehensive Cancer Centres (CCC) in Europe and especially its performance in translational research programs is considered to be outstanding. The designation as CCC by the OECD and our participation in - and contribution to - developments on European level are important matters as it stimulates us to benchmark our performance and give opportunity to share our experiences. It is the ambition of the Netherlands Cancer Institute to keep improving its patient care and research performance and to keep contributing to practice changing innovations.

Referring Number
ID 1
Full Member



Description of the Centre and history

The Netherlands Cancer Institute was established on October 10th, 1913. The founders, Rotgans, professor of Surgery, De Bussy, publisher, and De Vries, professor of Pathology, wanted to create a cancer institute 'where patients suffering from malignant growths could be treated adequately and where cancer and related diseases could be studied'. They bought a house on one of the canals in Amsterdam and named it the 'Antoni van Leeuwenhoek Huis', after the famous Dutch microscopist. The clinic had room for 17 patients, while the laboratory could accommodate 8 to 10 scientists. Nowadays, the organization employs 2,435 people of which amongst others 750 scientists and scientific support personnel. In 2015 the hospital will have 152 medical specialists, 210 beds, an outpatients clinic that receives 29,000 patients each year, 10 operating theaters and 11 radiotherapy units. It is the only dedicated cancer centre in the Netherlands and maintains an important role as a national and international center of scientific and clinical expertise, development and training.





Comprehensive Cancer Center

Date of release: 16 June 2011

Expiration date: 16 June 2016



BenchCan
Partner of the Project

Main research activities

The Netherlands Cancer Institute is active in the full translational research spectrum and has facilities for fundamental, early and late translational and clinical research. Most of the research is investigator initiated and the majority of projects is funded from competitive sources.

Core Facilities

In patient care the institute has an innovative radiotherapy facility in which software development for image guided treatments is a prominent feature. In cooperation with other groups and universities in Amsterdam and Utrecht (NL) a proton therapy center and MR-Linac (an integrated MRI guided radiation therapy system) are scheduled for installation in the near future. An innovative surgery complex enabling image guided surgery will be operational in 2015. Furthermore, the Netherlands Cancer Institute is a center for translational tumor immunology in the Netherlands, has a number of high throughput sequencing facilities and has one of the most state-of-the-art animal research facilities in Europe.

Education

Being a comprehensive cancer centre combining state of the art research facilities and an hospital, the Netherlands Cancer Institute transfers specialized and updated knowledge to scientists, clinicians, technicians, nurse specialists, postdoctoral fellows and (Ph.D./masters) students of various nationalities. The institute offers a stimulating and interactive (research) environment with state of the art facilities.

Artist's impression of the new innovative hybrid operation room at the Netherlands Cancer Institute.



Netherlands Cancer Institute

Plesmanlaan 121,
1066 CX Amsterdam
The Netherlands
+31 (0)20 512 9111
communicatie@nki.nl

Director Organization &
Management:

Prof. Dr. **Wim van Harten**

Medical Director:

Prof. Dr. **Emile Voest**

Scientific Director (Chair):

Prof. Dr. **René Medema**

OECI contact person:

Prof. Dr. **Wim van Harten**
w.v.harten@nki.nl

Maastricht University Medical Centre

Comprehensive Cancer Centre
GROW School for Oncology and
Developmental Biology

<http://oncologie.mumc.nl>
www.grow-um.nl

Referring Number
ID 74
Full Member

Director's foreword

The mission of our Maastricht Comprehensive Cancer Center (MCCC) is to provide and improve optimal patient-centered cancer care. As a CCC it will operate as the academic partner in a cancer care network that comprises the Southeast region of the Netherlands.

The clinical care is optimally integrated with research and education. With a strong emphasis on translational research, the major aim of scientists and clinicians within MCCC is to efficiently implement basic knowledge into innovative approaches for individualizing prevention, diagnosis and treatment.

For the transfer of knowledge and skills in cancer prevention and care to the future generation the MCCC invests in education and training of (para)medical graduates and postgraduates as well as master and PhD students in related biomedical areas.

The long-term objectives are:

- Less cancer by promoting healthy living and early detection
- More cure through efficient implementation of research results
- Making the patient a partner in research and treatment
- Better quality of life for the cancer patient



Maastricht UMC+



Maastricht University



Description of the Centre and history

In 2007, the Maastricht UMC+ opened a new outpatient facility adjacent to the main hospital, devoted to the care of cancer patients. The design is patient oriented along the concept of a 'healing environment'. A new outpatient day care chemotherapy unit, designed in this same concept, was installed in 2014. The inpatient care is located in the main hospital and will be reorganized in the coming years along the same patient centered principles rather than the traditional medical specialties. The MCC provides cancer care for patients from the Maastricht area (45%) and tertiary care for patients referred by other hospitals (55%), with more than 7000 new patients per year. The adjacent radiotherapy facility MAASTRO Clinic treats 3700 patients per year. Patient care is organized along multidisciplinary clinical care pathways.

Research

In 2013 the Royal Dutch Academy of Arts and Sciences has renewed the recognition of GROW as an official Research School for the next six years. The external review committee concluded that overall, the quality and productivity was high, with some elements without any doubt 'outstanding'. The committee was impressed by the developments of the last 6 years, especially with regard to output quantity and quality. In 2012 there were 327 papers in peer reviewed international journals and 13 PhD theses.

The research areas are:

- Adaptive Radiation Oncology
- Cancer Genetics and Tumor Phenotype
- Diagnostic Imaging and Surgical Oncology
- Epidemiology and Prevention
- Hematology/Cell Therapy
- Medical Oncology
- Molecular Epigenetics
- Skin Diseases
- Toxicogenomics
- Tumor Hypoxia and Microenvironment

Maastricht University Medical Centre

Maastricht UMC+
P. Debyelaan 25
6229 HX Maastricht
The Netherlands

Medical Director:

Prof. Dr. **G.L. Beets**
Professor of Surgical Oncology
Scientific Director of GROW:
Prof. Dr. **F.C.S. Ramaekers**
Professor of Molecular Cell
Biology

OECI contact person:

Prof. Dr. **G.L. Beets**
+31 433876140
g.beets@mumc.nl

Radboudumc Centrum voor Oncologie

Radboudumc Centre for Oncology

www.radboudumc.nl

Referring Number
ID 85
Full Member

Director's foreword

To have a significant impact on cancer care is the ambition of the Radboudumc Centre for Oncology. By integrating education, science and care this is achieved by the 2500 doctors, nurses, teachers scientist and many other professionals on a daily basis. Our focus on the needs and wishes of our patients inspire us to offer the highest quality of care, and continuously improve it. Our care is organized in multidisciplinary teams dealing with specific tumor types. In these teams patients are discussed in the tumor boards, but also the opportunities that research offers. Our role as an Academic oncology centre gives us the responsibility to be a last resort for complicated clinical problems, rare cancers and highly complex interventions. At the same time we strongly believe that high quality care should be given as close to where a patient lives as possible. Our care is therefore organized in regional comprehensive cancer networks. The Radboudumc Center for Oncology offers cancer care in the broadest sense, but in research there is a focus on 5 themes: Rare Cancer, Urological Cancer, Cancer of the Digestive tract, Cancer development and the immune system and Women's Cancer.

Description of the Centre and history

Radboud university medical center is a leading academic center for patient care, education and research, with the mission 'to have a significant impact on healthcare'. Our activities help to improve healthcare and consequently the health of individuals and of society. We believe we can achieve that by providing excellent quality, participatory and personalized healthcare, operational excellence and by working together in sustainable networks.

Main research activities

The research in Radboudumc is organized in the 19 disease-oriented research themes, where of 5 are focused on cancer research. The cancer research relevant themes are:

- Cancer development and immune defense
- Rare cancers



- Tumors of the digestive tract
- Urological cancers
- Women's cancers
- Within the theme the broad spectrum research is represented from Molecule to Men to Population, which strengthens the research lines. The main goal "... to have a significant impact on healthcare" is reached by close collaboration of clinicians and the fundamental researchers.

Core Facilities

Within the research structure of Radboudumc the number of technological and non-technological facilities are available organized in Technology Centers.

The following multi-institutional platforms are both used and supported by all oncologic research themes:

- Imaging, including PRIME (the Preclinical Imaging Centre, which was established in 2011)
- High-throughput genomics
- Proteomics
- Clean-room facilities
- A unit for the clinical application of new drugs
- A unit for psychosocial research tools
- Biostatistics
- The microscopy center
- The Central Animal Facility
- Bio-informatics
- The Center for Minimal Invasive Treatment (MiTeC)
- Databases and biological banks of cancer patient groups such as PSI and the Comprehensive Cancer Center Netherlands (KNL).

Education

The Radboud university medical center offers the education in these four programmes:

- BSc, MSc (3300 students Radboudumc)
Medicine (240 graduate/year)
Biomedical sciences (BMS; 70/year)
Dentistry (55/year)
- MSC Molecular Mechanism of Disease (MMD; 24/year).

In the field of oncology the activities are spread in BSc and MSC studies, in different educational blocks. The most successful are the Basic course of Oncology for the 2nd year Medicine students and Cancer research course for the 3rd year of BMS. Further a number of specific topics such as Gene and Immunotherapy, Pathophysiology etc are highlighted in the Master program and in the form of Master classes within the MMD program. Yearly, the Science Day is organized which allows the students of Cancer research to participate and get in touch with young researchers.

For the talented bachelor students the Radboud Honours academy is organized in which Oncology plays an important role.

Radboudumc Centrum voor Oncologie

Geert Grooteplein Zuid 10
P.O. Box 9101
(internal code 824)
6500 HB Nijmegen
The Netherlands

General Director:
Professor **Han van Krieken**
Medical Director:
Professor **Peter Mulders**
Scientific Director:
Professor **Paul Smits**

OECI contact persons:
Conny Verbrugge-Lubeek
management assistant
Radboudumc Center for
Oncology
Carla Smits-Caris
project manager Radboudumc
Center for Oncology

IKNL Integraal Kankercentrum Nederland

Netherlands Comprehensive Cancer
Organisation

www.iknl.nl

Referring Number
ID 66
Full Member

Director's foreword

IKNL is the Dutch national oncological network organisation for health care professionals and policymakers. Its objective is to support the care givers in their efforts to continuously improve on oncological and palliative care. IKNL effects this objective through four main processes: registration, research and data reporting, improvement programs and development of guidelines.

Description of the Centre and history

IKNL is a national organisation that has an independent role in regional networks, and supports co-operation in oncological care. IKNL is funded by the Dutch government.

For the year 2015, IKNL has formulated the priorities below:

- To establish new datasets in cooperation with health professionals
- To introduce a new ICT registration system for the Netherlands Cancer Registry
- To establish new links with other relevant registers
- To set up an IKNL portal to make data more easily accessible
- To measure the results of care
- To advise the development of Comprehensive Cancer Networks in the Netherlands
- To start a national registry on palliative care.





Main research activities

The research department consists of approximately 50 persons, which mainly focusses on studies in quality of care, quality of life, cancer in the elderly and public health. Those topics will be extended with research on: prevention through intervention (e.g. scalp cooling, nutrition, physical activity) and cancer and medication.

Quality of cancer care is an important research topic at the Netherlands Cancer Registry. It includes research concerning epidemiological trends on incidence, survival, and mortality. Also research on regional variations in diagnostics, treatment, and follow-up is conducted. Furthermore, the effect of treatment on outcome on a population-based level is extensively studied. This type of research gives insights into outcome measures like survival for the entire population in the Netherlands, especially for groups of patients who are often not included in randomized trials like elderly patients or patients with a low socioeconomic status. Researchers at the Netherlands Cancer Registry work in close collaboration with health care professionals.

Results are being published in (inter)national peer-reviewed journals, presented at (inter)national congresses, and importantly, discussed with medical specialists in the regions. Consequently, the results of these studies may immediately improve quality of care for cancer patients.

Core Facilities

The core of IKNL is the nationwide Netherlands Cancer Registry. This cancer registry started in 1989 and includes all 94 Dutch hospitals. Data on all new cancer patients are actively collected by trained registry personnel directly from pathology reports and medical records. The Netherlands Cancer Registry gets notifications of all newly diagnosed malignancies by the automated pathology archive (PALGA). Additional sources are the national registry of hospital discharge, hematology departments and radiotherapy institutes. Completeness is estimated to be at least 95%. About 100,000 new patients are introduced each year, and followed for a mean of 7 years.

The Netherlands Cancer Registry participates in EUROCOURSE (EUROpe against Cancer: Optimisation of the Use of Registries for Scientific Excellence in research).

Education

IKNL provides multiple education programmes and conferences for health care professionals, all aiming at quality improvement. More and more these efforts are 'on the spot'.

IKNL (Integraal Kankercentrum Nederland)

IKNL, location Utrecht
Postbox 19079
3501 DB Utrecht
The Netherlands

Chairman of the Board:
Prof. Dr. **P.C. Huijgens**

OECI contact persons:
Femke Boomsma MSc.
+31 88 234 6563
f.boomsma@iknl.nl

Dokuz Eylül Üniversitesi Onkoloji Enstitüsü

Dokuz Eylül University, Institute of Oncology

www.deu.edu.tr/onkoloji



Director's foreword

The Institute is a non-profit comprehensive oncology <<http://en.wikipedia.org/wiki/Cancer>> centre, promoting excellence in the prevention, diagnosis and treatment of cancer by developing clinical and scientific research coupled with innovative organization, education and management. The measures and principles that guide and inspire Institute's staff are: central role of the patient, progression of the quality of care, excellence of service duties, multidisciplinary approaches to clinical problems, development of translational research, basic values and right of human resources, opening to international cooperation.

Description of the Centre and history

The Institute, one of the three oncology institutes approved by the Council of Ministers, was established in 1992 to realize a unique and innovative model for health and advanced research in oncology in the Aegean Region of Turkey. The Institute is in charge to Dokuz Eylül University Rectorship and integrates prevention and diagnosis, health education and training, research and treatment. The Institute is functioned as an intramural multidisciplinary institute within the auspices of the Dokuz Eylül University Hospital and the Faculty of Medicine. The following services are active:

- Clinical Oncology (Medical oncology, Pediatric oncology, Tumor Pathology, Radiation Oncology)
- Basic Oncology (Etiology of Cancer, Biochemistry of Cancer, Cancer Genetics, Tumor Biology, and Immunology, Experimental Oncology)
- Preventive Oncology (Epidemiology of Cancer, Training and social facilities).

Main research activities

The main purpose is to promote and develop research excellence, also pursues to make contributions to the development of new and better therapies for the treatment of cancer.

Education

Master and postgraduate programs are conducted with a total of 28 PhD and 9 MS positions. Basic Oncology MSc program has been started at 1997, and Basic Oncology PhD program has been started in the 2000 to obtain knowledge on basic and clinical oncology, improve laboratory skills and to create proficiency in planning of research, analyzing experimental data, and to report the results in the scientific format.



Dokuz Eylül Üniversitesi Onkoloji Enstitüsü

Dokuz Eylül Üniversitesi
İnciraltı Kampüsü Muzaffer
Kayhan Onkoloji Hastanesi
Mithatpaşa Caddesi
No:1606 İnciraltı
35340 İzmir
Turkey

General Director:
Prof. Dr. **Nur Olgun**

OECI contact person:
Associate Professor
Yasemin Baskin
+90 232 412 58 90
yasemin.baskin@deu.edu.tr

RE Kavetsky Institute of Experimental Pathology, Oncology and Radiobiology (IEPOR)



Referring Number
ID 38A
Associate Member

of National Academy of Sciences of Ukraine

Інститут експериментальної патології, онкології і радіобіології ім. Р.Є. Кавецького НАН України

www.onconet.kiev.ua

Director's foreword

IEPOR is aimed at strengthening scientific research in cancer, practical assistance to health care, training qualified oncologists. We combine experimental research with the designing of novel methods of diagnosis, treatment prognosis etc. and their implementation in practice.

Description of the Centre and history

IEPOR was founded in 1960, is OECI associated member since 1994. Since 1979 IEPOR publishes international Journal "Experimental Oncology". National scientific school of experimental oncology is based on the concept of "Tumor-Host Interaction", formed due to durable Institute's research. We have National Collection of tumor cell cultures and strains; Ukrainian Reference lab for hemoblastoses.

Main research activities

Investigations of tumor cell biology and its microenvironment, molecular-cellular mechanisms of carcinogenesis for developing new methods of diagnosis, prognosis and individualized treatment; studies of molecular aspects of directional transport systems aimed at increasing treatment effectiveness, overcoming drug resistance; elaboration of methods for precancerous diseases detection, early, differential cancer diagnosis; designing new principles and treatment programs, including those based on innovative nanotechnologies principles, construction and design of effective means of chemo- and biotherapy, overcoming chemoresistance to antitumor drugs.

Core Facilities

Departments: mechanisms of anticancer therapy; immunocytochemistry & hematology; physical & chemical mechanisms of sorption detoxification; cancer biotherapy means construction; tumor cells' microenvironment; regulatory mechanisms of tumor cell.

Education

Department of Fundamental Medicine of Kyiv National University, 3 research-educational labs for Bachelors.



RE Kavetsky Institute of Experimental Pathology, Oncology and Radiobiology of National Academy of Sciences of Ukraine (IEPOR)

Vasylkivska str., 45
Kyiv, 03022
Ukraine

General Director:

Vasyl F. Chekhun, Professor,
DMSci, Academician
chekhun@nas.gov.ua

OECI contact person:

Iryna V. Shepelenko, PhD,
+38050351129
nonna@onconet.kiev.ua

Cambridge Cancer Centre

www.cambridgecancercentre.org.uk

Director's foreword

Today there is growing optimism that science can be translated into real benefits for cancer patients. Progress is likely to come from the interface of different scientific disciplines, and from closer interaction between the laboratory and the clinic. We aim to be a model for how to enable the translation of elegant basic science into potentially powerful clinical discovery. Our vision is to bring together the diverse strengths of Cambridge to create novel practical applications to improve the early detection and treatment of cancer.

Referring Number
ID 64
Full Member



Description of the Centre and history

The Centre was established in 2005. The formal partners of the Cambridge Cancer Centre are Cancer Research UK, the University of Cambridge, and Cambridge University Hospitals Foundation Trust (CUH), which includes Addenbrooke's Hospital. The membership includes over 140 scientific principal investigators (PIs) and senior investigators as well as over 80 NHS clinical (or physician) consultants who are engaged in cancer-related clinical or translational research.

Basic research activities take place within Institutes that are dedicated to cancer, University academic departments, and partner institutes. Clinical and translational research takes place primarily through the dedicated cancer Institutes, the University Departments of Oncology and Haematology, and consultants within CUH. The Centre membership and partners include the following:

- Dedicated cancer related research including, on the hospital site, the CRUK Cambridge Institute, the MRC Cancer Unit, the Centre for Cancer Genetic Epidemiology and the University Departments of Oncology and Haematology, as well as CRUK-funded researchers in other Departments.





Comprehensive Cancer Center
Date of release: 25 April 2013
Expiration date: 25 April 2018



- World-class expertise in basic biology in several University Institutes, including the Wellcome Trust Stem Cell Institute, the Wellcome Trust/CRUK Gurdon Institute and MRC Laboratory of Molecular Biology (LMB).
- Outstanding physical sciences research relevant to cancer in the University Departments of Mathematics, Engineering, Physics and Chemistry.
- Neighbouring major institutes, including the Wellcome Trust Sanger Institute, European Bioinformatics Institute (EBI) and Babraham Institute.
- A 1100-bed University and regional hospital and Clinical School that has expanded significantly since the 1990s.
- A vibrant biotech industry, in part derived from University research, for example Illumina (Solexa), Abcam, Astex, KuDOS, MedImmune and Genzyme.
- A close collaboration with AstraZeneca, which is relocating its Global Oncology Research and Development and Global Headquarters to the Cambridge Biomedical Campus adjacent to the Addenbrooke's hospital and the CRUK Cambridge Institute.

Main research activities

The Centre's research is focused on preventing high-risk groups from developing cancer, detecting cancer as early as possible, providing personalised treatment for patients, and discovering why some cancers are resistant to treatment. Translational research that integrates cancer biology, genomic technologies, and imaging with clinical research is benefiting patients with breast, ovarian, prostate, oesophageal, pancreatic, and haematological malignancies. The Centre has been at the forefront of new technologies for monitoring circulating tumour DNA and novel imaging for tumour monitoring. Programmes in early detection and genetic epidemiology have had major impact in breast and oesophageal cancer. The application of genomics in breast cancer has provided data establishing 10 distinct subtypes of cancer.

Core Facilities

Genomics and proteomics; bioinformatics and computational biology; advanced microscopy (e.g. confocal, lifetime imaging, flow); preclinical and clinical imaging, molecular histopathology, state of the art biobank linked with genomics, pk/pd monitoring, pharmaceutical production/formulation, clinical investigation research ward.

Education

Cambridge University offers world-class teaching in biological and medical sciences for undergraduate and graduate students interested in cancer research. Postgraduate research in basic and translational cancer research opportunities are available in over 140 research groups. The Centre offers an Integrated Academic Training Programme to equip translational scientists with the skills and experience they need to progress in their combined research and clinical careers.

Cambridge Cancer Centre

Cancer Research UK
Cambridge Institute
Li Ka Shing Centre
Robinson Way
Cambridge
CB2 0RE
United Kingdom

Centre Director:
Prof. Sir **Bruce Ponder**
Clinical Director of Cancer Services:
Dr. **Hugo Ford**
Director of Clinical Development:
Simon Oberst
Director of Scientific Development:
Dr. **Kenneth Seamon**
Administrative Director:
John Wells

OECI contact person:
Prof. **Carlos Caldas**
Professor of Cancer Medicine
+44 1223 769648
carlos.caldas@cruk.cam.ac.uk

The Christie NHS Foundation Trust

www.christie.nhs.uk

Referring Number
ID 52
Full Member



Director's foreword

For more than 100 years The Christie has played a crucial role in advancing cancer treatment and care, with the patient being at the centre of everything we do.

Our vision is to develop as a world leading cancer institute by delivering first class services closer to people's homes, providing treatment in a world class environment, and extending our international programme of research.

Description of the Centre and history

The Christie NHS Foundation Trust is a specialist cancer centre treating over 40,000 patients a year.

We were the first hospital in the UK to be invited to join the Organisation of European Cancer Institutes in 2008 and the first UK organisation to be accredited as a Comprehensive Cancer Centre, making us one of eight centres to have this prestigious status in Europe.

Main research activities

The Christie's cancer research in Manchester is rated the best in the UK.

We are one of Europe's experimental cancer medicine centres, and an international leader in research and development.

The Christie is part of the Manchester Cancer Research Centre working with The University of Manchester and Cancer Research UK. We are also one of seven partners in the Manchester Academic Health Sciences Research Centre.





Comprehensive Cancer Center

Date of release: 8 March 2011

Expiration date: 8 March 2016

The Christie **NHS** NHS Foundation Trust

The Christie's NIHR Clinical Research Facility is a large, high quality, dedicated clinical research environment where our patients can participate in complex and early phase clinical trials. Around 400 clinical trials may be taking place at any one time.

Core Facilities

The Christie NHS Foundation Trust provides:

- Radiotherapy, in one of the world's largest radiotherapy departments and at our radiotherapy centres in Oldham and Salford
- Chemotherapy, through the largest chemotherapy unit in the UK, as well as via 10 other sites, its new mobile chemotherapy unit and in patients' homes
- Specialist surgery for complex and rare cancer
- A range of support and diagnostic services.

Education

The Christie School of Oncology delivers education to all grades of staff involved in cancer care delivered through multi-professional and interdisciplinary approaches.

In developing programmes of activity The Christie has access to and the support of some of the country's leading experts in cancer care, treatment, and services.



The Christie NHS Foundation Trust

Wilmslow Road
Withington
Manchester
M20 4BX
United Kingdom

General Director:

Roger Spencer

Medical Director:

Anthony Blower

Scientific Director:

Professor **John Radford**

OECI contact person:

Marie Hosey

+44 161 4463200

marie.hosey@christie.nhs.uk

King's Health Partners Integrated Cancer Centre

www.kingshealthpartners.org

Referring Number
ID 75
Full Member 

Director's foreword

Our mission is to increase the life expectancy for the people we care for and alleviate suffering; to deepen knowledge and understanding of cancer; to enhance the experience of patients, carers, families and staff. Our vision is to provide the very best cancer service to our patients by combining first class clinical care with ground-breaking research and high quality training and development.

Description of the Centre and history

King's Health Partners Integrated Cancer Centre (KHPICC) is the largest provider of NHS-Funded cancer services in London. One of only five Academic Health Sciences Centres (AHSCs) in the United Kingdom, we comprise King's College London, Guy's and St Thomas' NHS Foundation Trust, King's College Hospital NHS Trust and South London and Maudsley NHS Foundation Trust. We are recognised as a national and international leader in cancer immunology, cancer imaging, the application of applied mathematics to interrogate complex data sets, epidemiology, palliative care, breast, thoracic, prostate cancer, haemato-oncology and cancer policy/global health. The Comprehensive Cancer Imaging Centre, the Experimental Cancer Medicine Centre and the Breakthrough Breast Cancer Unit are all based at King's Health Partners.

We are a high profile member of the London Cancer Alliance, and with other London AHSCs, (University College London and Imperial College), are part of the Francis Crick Institute, an interdisciplinary medical research institute translating basic science for patient benefit.





An Academic Health Sciences Centre for London

Pioneering better health for all

Main research activities

KHPICC is a comprehensive cancer centre developing innovations that improve care for patients, with a cadre of world-class researchers.

Over the next five years we will:

- Improve outcomes and experience for cancer patients with complex needs, with a greater focus on early diagnosis
- Open our £160 million new Cancer Centre at Guy's Hospital
- Embed whole-person care across the cancer pathway and bring treatment programmes to patients at home
- Test and develop new biological and cellular therapies in a range of cancers
- Continue to drive our cancer global health program through partnerships with emerging economies, particularly India.

Core Facilities

KHP is the largest provider of NHS funded cancer services in London. We provide an integrated approach to both mental and physical wellbeing, supported by excellence in training. Our services include Europe's largest blood sciences laboratory and adult allogeneic bone marrow transplant programme. We are also recognised as leaders in cancer immunology, epidemiology, haematology, breast, thoracic and prostate cancer. The Comprehensive Cancer Imaging Centre, the Experimental Cancer Medicine Centre and the Breakthrough Breast Cancer Unit are based at KHP. We are uniquely supported by the Cicely Saunders Institute - the world's first institute of palliative care and have an active program in global cancer health through the Institute of Cancer Policy.

Our research cores, in part housed within our Biomedical Research Centre, include: NGS; genotyping; immune profiling; a comprehensive imaging suite from "molecules to man"; GMP facilities for cells, viruses and protein production; high content and low content screening platforms; biobanking and processing.

Education

KHPICC embraces a multidisciplinary approach to cancer education, which reflects the integration of expertise required to deliver world-class cancer care. We develop medical, nursing, scientific, allied health and managerial professionals through all stages of their careers, drawing on the facilities available at King's College London, the largest provider of medical education in Europe.

The Academic Health Science Centre offers a comprehensive "Bench-to-Bedside" translational research and training programme in cancer. This is closely linked to our social science, psychology, public health, and global healthcare programmes ensuring the adoption of a holistic approach, and its application on an international scale. To this end we have developed strong research and educational links with our international partners.

King's Health Partners Integrated Cancer Centre

Research Oncology, King's
College London, F03,
Bermondsey Wing,
Guys's Hospital, Great Maze
Pond
London, SE1 9RT
United Kingdom

Director:
Professor **Arnie Purushotham**

OECI contact person:
Mrs **Ambi Williams**
Research Manager
+44(0)20 7188 0154
ambi.williams@kcl.ac.uk

Cancer Research UK Glasgow Centre

www.glasgowcancer.org

Referring Number
ID 81
Full Member

Director's foreword

The Cancer Research UK Glasgow Centre has established a collaborative interdisciplinary cancer research programme based on existing excellence in basic, preclinical and clinical research. It now aims to provide the platform and infrastructure needed to identify and develop targeted therapeutic approaches and to bring these to cancer patients.

History

The CRUK Glasgow Centre was established in 2010 with a vision of bringing together scientists and clinicians to develop the very best in cancer research, drug discovery and patient care. Based on a partnership between Cancer Research UK, the Universities of Glasgow and Strathclyde, the NHS Beatson West of Scotland Cancer Centre and the CRUK Beatson Institute, it aims to integrate Glasgow's considerable strengths in cancer research, which stretch from basic biology and chemistry through to clinical trials and surgery.

Research

The work of the Centre focuses on the cancers in which it has considerable strengths - pancreas, colorectal and chronic myeloid leukaemia - as well as on those where it has been building greater expertise - prostate, ovarian and brain. Many fruitful interactions already exist between cancer research groups in Glasgow, however the Centre is enhancing these further by developing teams within each cancer type that have input from a number of different disciplines and which encompass a range of scientific areas in which the Centre has made significant investment - in vivo cancer models, tumour cell migration and metastases, cancer cell metabolism and novel drug discovery. The key strategic aims of the Centre are to:





**CANCER
RESEARCH
UK**

**GLASGOW
CENTRE**

- Provide support for preclinical and clinical studies designed to develop new therapeutic approaches based on patient selection, tumour stratification and an understanding of the biological consequences and consequent vulnerabilities of their specific tumour.
- Bring together teams focused on specific tumour types that integrate basic research, preclinical studies and clinical trials. This approach will be led by progress in pancreas cancer, which will be used as a paradigm for the development of similar programmes in other cancers of interest.

Core Facilities

The Centre is establishing the infrastructure necessary to allow each of its cancer teams to develop a stratified medicine programme that will ultimately help to guide the treatment of patients on a much more individual basis. Areas supported include preclinical trials, histology, high throughput screens, genomics and informatics, biomarkers and biospecimens. This investment will provide a critical platform of technical expertise and technology to support teams across the Centre, enabling them to develop and deliver new treatment options for cancer patients.

Education

One of the key goals of the Centre is to train the next generation of leaders in cancer research and cancer care. To achieve this, it provides funding for a number of clinical research fellows and PhD students to work within its research teams. It also hosts and organises a range of scientific meetings in Glasgow. In addition to its research ambitions, the Centre continues to promote public engagement, increasing awareness of its work in the local community and its relevance to the care of cancer patients.



Cancer Research UK Glasgow Centre

Garscube Estate,
Switchback Road,
Bearsden
Glasgow G61 1BD
United Kingdom

Directors:
Prof. **Andrew Biankin**
Prof. **Jeff Evans**
Prof. **Owen Sansom**
Prof. **Karen Vousden**

OECI contact person:
Dr. **Jackie Beesley**
+44(0)141 330 8722
j.beesley@beatson.gla.ac.uk

Imperial College Healthcare NHS Trust

www.imperial.nhs.uk

Referring Number
ID 82
Full Member

Introduction

Imperial College Healthcare NHS Trust was formed on 1st October 2007 when Hammersmith Hospitals NHS Trust and St Mary's NHS Trust merged and integrated with Imperial College London, creating one of the UK's first academic health science centres (AHSCs).

Located in North West London, the Trust is also one of only five generic biomedical research centres (BRCs) in the UK. The Trust was awarded this status by the National Institute of Health Research (NIHR) in recognition of its excellence in translational and clinical research.

Imperial College London has a campus on all our main sites and is intimately integrated with all our clinical specialties. The Clinical Sciences Centre of the Medical Research Council (MRC) is also based at Hammersmith Hospital, providing a strong foundation for clinical and scientific research.

The Trust comprises of five hospitals:

- Charing Cross Hospital
- Hammersmith Hospital
- Queen Charlotte's & Chelsea Hospital
- St Mary's Hospital
- Western Eye Hospital.

Cancer Services at Imperial

Imperial diagnoses and treats 4,800 cancer patients a year. The cancer department provides services at Charing Cross, Hammersmith and St Mary's hospitals, including a diverse range of diagnoses and interventions such as: surgery, radiotherapy, chemotherapy and supportive care. Imperial offers inpatient, daycase and outpatient care depending on treatment and patient requirements.



The inpatient cancer facilities are mainly based at Charing Cross Hospital, the hub of the Trust's cancer services.

Imperial has dedicated cancer teams for the following specialties:

- bowel
- breast
- brain and central nervous system
- chemotherapy
- gynaecology
- haematology
- head and neck
- hepatobiliary
- lymphoedema
- liver
- lung
- oesophago-gastric cancer
- paediatric cancer services
- psycho-oncology team
- radiotherapy
- skin
- thyroid
- trophoblastic disease
- urology.

Imperial provides a dedicated screening service for bowel cancer through West London Bowel Cancer Screening and for breast cancer through the West of London Breast Screening Service.

Our cancer services work as part of a network of services covering West and South London. This is known as the London Cancer Alliance (LCA) which provides coordination across its member hospitals to ensure consistency of standards and quality of cancer care. As part of the LCA, we work closely with the Royal Marsden Hospital with whom we have some shared services.

**Imperial College
Healthcare
NHS Trust**

Trust HQ, The Bays,
St. Mary's Hospital
South Wharf Road
W2 1NY
London
United Kingdom

Director:
Prof. **Mark Davies**

OECI contact person:
Prof. **Christopher Harrison**
+44 (0)20 3312 1030
Christopher.harrison@imperial.
nhs.uk

European Cancer Patient Coalition

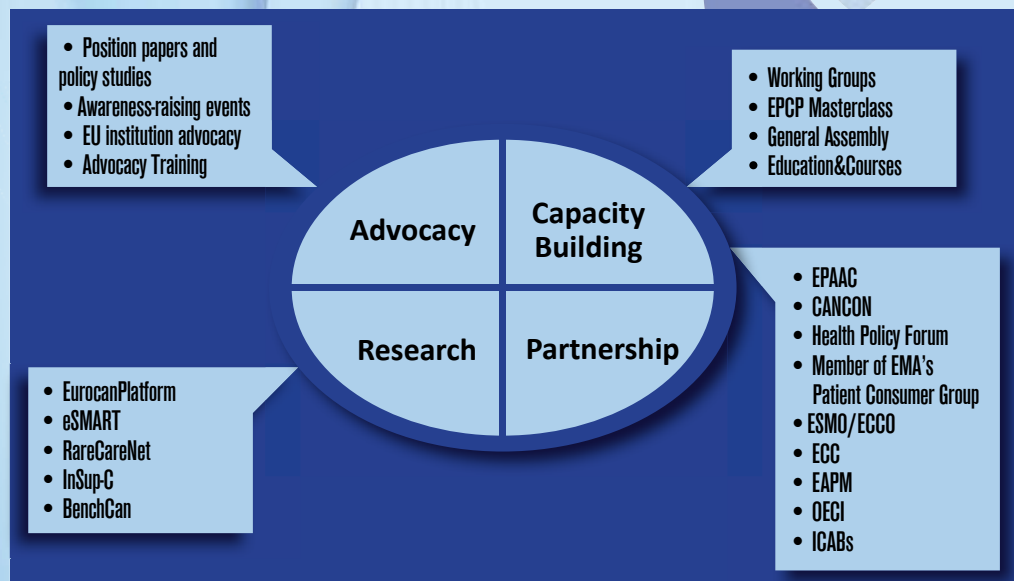
Europe's largest cancer patient umbrella organisation

Our Mission: be the voice of European cancer patients to:

- Make cancer a priority for action on the European health policy agenda;
- Have an active role in shaping European and national healthcare policies that impact on cancer patients;
- Ensure that state-of-the-art cancer care practices are shared across the EU;
- Empower cancer patients through dissemination of fundamental information regarding cancer;
- Foster co-operation among cancer patients' organisations through joint activities.



4 main areas of action:



One objective: create European added value for our 349 Members.

The European Association for Cancer Research



The European Association for Cancer Research (EACR) is Europe's largest individual membership association for cancer researchers.

EACR membership is open to anyone working in cancer research and costs €40 per year with special rates for students and young investigators.

In partnership
with OEI



EACR is pleased to collaborate with the Organisation of European Cancer Institutes in the delivery of the EACR Conference Series, where hot topics and interaction for participants are the very highest priorities.

Visit eacr.org/meetings and click on 'EACR Conference Series' to learn more about our conferences.

EACR and OEI are currently working in partnership on the following conference and training course:

EACR-OEI Conference on Precision Medicine for Cancer

1 - 4 March 2015 • Luxembourg

eacr.org/precisionmedicine2015

5th EACR-OEI Joint Training Course: Molecular Pathology Approach To Cancer

11 - 13 May 2015 • Amsterdam, the Netherlands

eacr.org/mpathcourse2015

We offer our members:

- Representation and advocacy in European cancer policy
- Reduced registration rates at EACR Congresses and meetings in the EACR Conference Series
- Travel Fellowships of up to €2,500
- Meeting Bursaries to support participation in the EACR Congress and other EACR meetings
- Communication via our excellent website

- Prestigious awards such as the Mike Price Gold Medal Award and Pezcoller Foundation-EACR Cancer Researcher Award

- Advance information: regular email bulletins on the latest news and deadlines
- Networking: make contact with other members through the EACR website or at meetings

98%

of EACR members would recommend membership to colleagues *

* EACR Members' Survey, December 2013



Association of American Working Together to Find a Cure

The Association of American Cancer Institutes (AACI) represents 93 of the premier academic and free-standing cancer research centers in the U.S. AACI cancer centers are acclaimed worldwide for their excellence in translating promising research findings into new ways to prevent and treat cancer, and ultimately, to ease the burden of cancer on patients, families and communities. Almost every cancer treatment, key research discovery, or cancer-related technology available today started with a clinical trial at an AACI cancer center, where it was developed in partnership with the National Cancer Institute (NCI) and the pharmaceutical and biotechnology industries.

AACI's membership includes NCI-designated centers and academic-based cancer research programs that receive NCI support. With funding from the National Institutes of Health (which includes NCI), AACI cancer centers not only save lives but also contribute to regional economic development. AACI also partners with many like-minded cancer

2014 AACI/CCAF Annual Meeting



Clockwise from upper left corner, left to right:
Marcy Waldinger; Drs. Michelle Le Beau, Timothy Ley and George Weiner;
Dr. Edward Partridge; Drs. Claire Verschraegen and Dominique de Valeriola,
President, Organisation of European Cancer Institutes.



Association of American Cancer Institutes

3708 Fifth Avenue

Medical Arts Building, Suite 503

Pittsburgh, PA 15213 - Pennsylvania

<http://www.aaci-cancer.org>

mail@aaci-cancer.org

Tel. +1 412.647.6111



Cancer Institutes

research and advocacy organizations, including the Organisation of European Cancer Institutes (OECI).

Over the past decade-plus, AACI's reach and impact has expanded significantly. AACI counted 77 member institutions in 2000; the number now stands at 93. Similarly, AACI annual meeting attendance has grown from 86 attendees in 2000 to more than 300 at the 2014 meeting.

"As AACI has evolved, greater opportunities have emerged for serving the cancer centers," said AACI Executive Director Barbara Duffy Stewart. "Whether educating members of Congress, forming alliances with other cancer organizations, or bringing together cancer center leaders for face-to-face problem solving, AACI embraces its mission of promoting the common interests of the nation's leading cancer centers."





Bridging the Gap



Advanced Breast Cancer

5-7 November 2015 • Lisbon, Portugal

Third International Consensus Conference

Chairs:

F. Cardoso, PT • L. Norton, US • E.P. Winer, US • A. Costa, IT/CH

RECEIVE UPDATES AT: WWW.ABC-LISBON.ORG

partner journal



dedicated media partner



The ABC3 guidelines will be developed by ESO and ESMO



The ABC3 conference and guidelines are endorsed by



The ABC3 conference is held with support from



and under the auspices of





- 30 JANUARY - 2 FEBRUARY - Vienna, Austria
Masterclass in Endoscopy in Gastrointestinal Oncology
- 7-12 MARCH - Ematingen, Switzerland
14th ESO-ESMO Masterclass in Clinical Oncology
- 7-12 MARCH - Ematingen, Switzerland
8th ESO-EONS Masterclass in Oncology Nursing
- 7-12 MARCH - Warsaw, Poland
ESO-ESMO Masterclass in Colorectal Cancer Surgery
- 25-29 APRIL - Sao Paulo, Brazil
Latin-American Masterclass in Clinical Oncology
- JULY - Location to be announced
2nd ESO-ESMO Eastern Europe and Balkan Region Masterclass in Medical Oncology
- 2-6 NOVEMBER - Strasbourg, France
2nd ESO-ESD Advanced Masterclass in Oncology Pharmacy

OCTOBER - Milan, Italy
Stop Cancer Now: Prevent the Preventable

- **BIMONTHLY**
e-grandround (live on the internet)
- **MONTHLY**
e-oncoreviews (live on the internet)
- **MEDICAL EDUCATION PROGRAMME ON**
Soft Tissue Sarcoma
- **ONLINE CLINICAL CASE PRESENTATIONS**
e-PatCare

- 6-7 MARCH - Belgrade, Serbia
Eastern Europe and Balkan Region Refresher Course on Lung Cancer
- 24-25 APRIL - Kraków, Poland
7th Clinical Oncology Update - Onkologia 2015
- 13-15 JUNE - Ascona, Switzerland
Leukaemia and Lymphoma
- 16-21 JULY - Valencia, Spain
ESMO-ESO Course on Medical Oncology for Medical Students
- Lisbon, Portugal
2nd Breast Cancer Update Course (BCU2)

- CancerWorld Magazine
- Best Cancer Reporter Award, Journalist Award and Media Event

- Certificate of Competence in Lymphoma
- Certificate of Competence in Breast Cancer
- Clinical Training Centres Programme
- Master Online Advanced Oncology
- SDA Bocconi-ESO Programme for Oncology Leaders in Europe (POLE) - 4th Edition

- 13-14 MARCH - Barcelona, Spain
Cachexia and Nutrition in Advanced Cancer Patients: A Multidisciplinary Approach
- 18-20 JUNE - Dublin, Ireland
Breast Cancer Screening Conference - Learning from the Past, Planning for the Future (BCS1)
- 5-7 NOVEMBER - Lisbon, Portugal
Advanced Breast Cancer Third International Consensus Conference (ABCS)
- NOVEMBER - Rome, Italy
Molecular Diagnostics, Genomics and Epigenetics in Clinical Oncology

- Observatories and sessions
- The Eastern Europe and Balkan Region Visiting Professorship Programme
- The Eurasia programme
- Breast Centres Network

By improving the skills of all health professionals dealing with cancer patients, ESO shortens the length of time needed to transfer knowledge from research centres to daily practice, combining advanced technology with humanism in care.

- clinically oriented
- interdisciplinary
- multiprofessional
- open to advocacy

- www.eso.net
- www.e-eso.net
- www.cancerworld.org
- www.breastcentresnetwork.org

Milan Office
Via Turati, 29 - 20121 Milan
Italy
Ph +39 02 8546451 - Fx: +39 02 85464545
Email: eso@eso.net

Bellinzona Office
Piazza Indipendenza, 2 - 6500 Bellinzona
Switzerland
Email: eso@eso.net

Articles read **40,000** times a month

Indexed in **PubMed, PubMed Central, Scopus, EBSCO,
Embase and Google Scholar**

No publication charges for authors without funding

Two month publication time



ecancer
the leading oncology channel



Journal



Video



News



Education



ecancer.org

January 2015

1	T
2	F
3	S
4	S
5	M
6	T
7	W
8	T
9	F
10	S
11	S
12	M
13	T
14	W
15	T
16	F
17	S
18	S
19	M
20	T
21	W
22	T
23	F
24	S
25	S
26	M
27	T
28	W
29	T
30	F
31	S

February 2015

1	S
2	M
3	T
4	W
5	T
6	F
7	S
8	S
9	M
10	T
11	W
12	T
13	F
14	S
15	S
16	M
17	T
18	W
18	T
20	F
21	S
22	S
23	M
24	T
25	W
26	T
27	F
28	S

March 2015

1	S
2	M
3	T
4	W
5	T
6	F
7	S
8	S
9	M
10	T
11	W
12	T
13	F
14	S
15	S
16	M
17	T
18	W
18	T
20	F
21	S
22	S
23	M
24	T
25	W
26	T
27	F
28	S
29	S
30	M
31	T

*Luxembourg
EACR-OECD Precision
Medicine for Cancer*

*Graz
Diagnostic Molecular
Pathology - From Pre-
analytics to Diagnosis*

April 2015

1	W	<i>Graz</i>
2	T	<i>Diagnostic Molecular</i>
3	F	<i>Pathology From Pre-analytcs to Diagnosis</i>
4	S	
5	S	
6	M	
7	T	
8	W	
9	T	
10	F	
11	S	
12	S	
13	M	
14	T	
15	W	
16	T	
17	F	
18	S	
19	S	
20	M	
21	T	
22	W	
23	T	
24	F	
25	S	
26	S	
27	M	
28	T	
29	W	
30	T	

May 2015

1	F	
2	S	
3	S	
4	M	
5	T	
6	W	
7	T	
8	F	
9	S	
10	S	
11	M	<i>Amsterdam</i>
12	T	<i>5th EACR-OECI</i>
13	W	<i>Molecular Pathology Approach to Cancer</i>
14	T	
15	F	
16	S	
17	S	
18	M	
19	T	
20	W	
21	T	
22	F	
23	S	
24	S	
25	M	
26	T	
27	W	
28	T	
29	F	
30	S	
31	S	

June 2015

1	M	
2	T	
3	W	
4	T	
5	F	
6	S	
7	S	
8	M	
9	T	
10	W	
11	T	
12	F	
13	S	
14	S	
15	M	
16	T	
17	W	
18	T	
19	F	
20	S	
21	S	
22	M	<i>Porto, Portugal</i>
23	T	<i>OECI</i>
24	W	<i>Oncology Days</i>
25	T	
26	F	
27	S	
28	S	
29	M	
30	T	

July 2015

1 W

2 T

3 F

4 S

5 S

6 M

7 T

8 W

9 T

10 F

11 S

12 S

13 M

14 T

15 W

16 T

17 F

18 S

19 S

20 M

21 T

22 W

23 T

24 F

25 S

26 S

27 M

28 T

29 W

30 T

31 F

August 2015

1 S

2 S

3 M

4 T

5 W

6 T

7 F

8 S

9 S

10 M

11 T

12 W

13 T

14 F

15 S

16 S

17 M

18 T

19 W

20 T

21 F

22 S

23 S

24 M

25 T

26 W

27 T

28 F

29 S

30 S

31 M

September 2015

1 T

2 W

3 T

4 F

5 S

6 S

7 M

8 T

9 W

10 T

11 F

12 S

13 S

14 M

15 T

16 W

17 T

18 F

19 S

20 S

21 M

22 T

23 W

24 T

25 F

26 S

27 S

28 M

29 T

30 W

October 2015

1 T
2 F
3 S
4 S
5 M
6 T
7 W
8 T
9 F
10 S
11 S
12 M
13 T
14 W
15 T
16 F
17 S
18 S
19 M
20 T
21 W
22 T
23 F
24 S
25 S
26 M
27 T
28 W
29 T
30 F
31 S

November 2015

1 S
2 M
3 T
4 W
5 T <i>Lisbon, Portugal</i>
6 F <i>ABC 3</i>
7 S <i>Advanced Breast Cancer</i>
8 S
9 M
10 T
11 W
12 T
13 F
14 S
15 S
16 M
17 T
18 W
18 T
20 F
21 S
22 S
23 M
24 T
25 W
26 T
27 F
28 S
29 S
30 M

December 2015

1 T
2 W
3 T
4 F
5 S
6 S
7 M
8 T
9 W
10 T
11 F
12 S
13 S
14 M
15 T
16 W
17 T
18 F
19 S
20 S
21 M
22 T
23 W
24 T
25 F
26 S
27 S
28 M
29 T
30 W
31 T

OECI-EEIG Central Office
c/o Fondation Universitaire
11, Rue d'Egmont
B-1000, Brussels, Belgium
Phone: +32 2 512 0146

www.oeci.eu
For membership contact:
oeci@oeci.eu